


AUTOVEICOLI A GASOLIO FUORI PRODUZIONE

| MARCA | MODELLO | SERIE | COSTO CHILOMETRICO A 15.000 KM | FRINGE BENEFIT ANNUALE |
|------------|------------------------------|------------------------|--------------------------------------|---------------------------|
| ALFAROMEEO | alfa 147 1.9 jtd | 120cv | 0,5111 | 2.299,93 |
| ALFAROMEEO | alfa 147 1.9 jtd 100 | cv impression 3p. | 0,2524 | 1.135,67 |
| ALFAROMEEO | alfa 147 1.9 jtd 100 | cv impression 5p. | 0,2542 | 1.143,71 |
| ALFAROMEEO | alfa 147 1.9 jtd 115cv | 5p. progression | 0,2541 | 1.143,28 |
| ALFAROMEEO | alfa 147 1.9 jtd 115cv | 3p. progression | 0,2523 | 1.135,24 |
| ALFAROMEEO | alfa 147 1.9 jtd 115cv | 3p. distinctive | 0,2557 | 1.150,60 |
| ALFAROMEEO | alfa 147 1.9 jtd 115cv | 5p. distinctive | 0,2573 | 1.158,00 |
| ALFAROMEEO | alfa 147 1.9 jtd m-jet | 150cv 5 porte | 0,2749 | 1.236,87 |
| ALFAROMEEO | alfa 147 1.9 jtd m-jet | 150cv 3 porte | 0,2730 | 1.228,47 |
| ALFAROMEEO | alfa 147 1.9 jtd-m | ducati corse 170cv | 0,2806 | 1.262,79 |
| ALFAROMEEO | alfa 156 1.9 jtd | 115cv berlina | 0,2614 | 1.176,26 |
| ALFAROMEEO | alfa 156 1.9 jtd | 115cv sportwagon | 0,2678 | 1.205,18 |
| ALFAROMEEO | alfa 156 1.9 jtd 115 | cv progres.sw mod.03 | 0,2691 | 1.211,13 |
| ALFAROMEEO | alfa 156 1.9 jtd 115 | cv progres.mod.2003 | 0,2651 | 1.193,13 |
| ALFAROMEEO | alfa 156 1.9 jtd 115 | cv dist.mod.2003 | 0,2715 | 1.221,83 |
| ALFAROMEEO | alfa 156 1.9 jtd 115 | cv dist.sw mod.03 | 0,2755 | 1.239,83 |
| ALFAROMEEO | alfa 156 1.9 jtd 115 | cv impres.mod.2003 | 0,2623 | 1.180,23 |
| ALFAROMEEO | alfa 156 1.9 jtd 115 | cv impres.sw mod.03 | 0,2665 | 1.199,13 |
| ALFAROMEEO | alfa 156 1.9/16v jtd | m-jet 150cv sportwagon | 0,2750 | 1.237,41 |
| ALFAROMEEO | alfa 156 1.9/16v jtd | m-jet 150cv berlina | 0,2685 | 1.208,03 |
| ALFAROMEEO | alfa 156 1.9/16v m-jet | 140cv dist.mod.03 | 0,2799 | 1.259,57 |
| ALFAROMEEO | alfa 156 1.9/16v m-jet | 140cv progr.sw mod.03 | 0,2769 | 1.246,23 |
| ALFAROMEEO | alfa 156 1.9/16v m-jet | 140cv prog.mod.03 | 0,2729 | 1.228,23 |
| ALFAROMEEO | alfa 156 1.9/16v m-jet | 140cv dist.sw mod.03 | 0,2839 | 1.277,57 |
| ALFAROMEEO | alfa 156 2.4/20v jtd | m-jet 175cv sportwagon | 0,2950 | 1.327,64 |
| ALFAROMEEO | alfa 156 2.4/20v m-jet | 175cv dist.sw mod.03 | 0,3072 | 1.382,60 |
| ALFAROMEEO | alfa 156 2.4/20v m-jet | 175cv progr.mod .03 | 0,2939 | 1.322,71 |
| ALFAROMEEO | alfa 156 2.4/20v m-jet | 175cv progr.sw mod.03 | 0,2979 | 1.340,71 |
| ALFAROMEEO | alfa 156 2.4/20v m-jet | 175cv dist.mod.03 | 0,3032 | 1.364,60 |
| ALFAROMEEO | alfa 159 1.9 jtdm 120cv | berlina | 0,2859 | 1.286,66 |
| ALFAROMEEO | alfa 159 1.9 jtdm 120cv | sportwagon | 0,3011 | 1.354,74 |
| ALFAROMEEO | alfa 159 1.9/16v jtdm 150cv | berlina | 0,2931 | 1.318,85 |
| ALFAROMEEO | alfa 159 1.9/16v jtdm 150cv | sportwagon | 0,3091 | 1.391,03 |
| ALFAROMEEO | alfa 159 2.0 jtdm 170cv | berlina | 0,2931 | 1.318,81 |
| ALFAROMEEO | alfa 159 2.4 jtdm 200cv | berlina | 0,3323 | 1.495,54 |
| ALFAROMEEO | alfa 159 2.4 jtdm 200cv | sportwagon | 0,3383 | 1.522,22 |
| ALFAROMEEO | alfa 159 2.4 jtdm 210cv | q4 sportwagon | 0,3731 | 1.679,02 |
| ALFAROMEEO | alfa 159 2.4 jtdm 210cv | q4 berlina | 0,3646 | 1.640,56 |
| ALFAROMEEO | alfa 159 2.4/20v jdtm | 210cv berlina | 0,3313 | 1.490,95 |
| ALFAROMEEO | alfa 159 2.4/20v jtdm | 210cv sportwagon | 0,3381 | 1.521,23 |
| ALFAROMEEO | alfa 166 2.4 jtd mj 185cv | berlina mod.2006 | 0,3469 | 1.561,22 |
| ALFAROMEEO | alfa 166 2.4/20v jtd 150cv | mod.2004 | 0,3389 | 1.525,19 |
| ALFAROMEEO | alfa 166 2.4/20v m-jet | 175cv mod.2004 | 0,3500 | 1.574,81 |
| ALFAROMEEO | alfa 166 2.4/20v m-jet 175cv | sportronic mod.04 | 0,3715 | 1.671,65 |
| ALFAROMEEO | alfa crosswagon 1.9/16v jtd | 150cv q4 | 0,3277 | 1.474,43 |
| ALFAROMEEO | alfa sportwagon 1.9/16v jtd | 150cv q4 | 0,3170 | 1.426,53 |
| ALFAROMEEO | alfa sportwagon 1.9/16v jtd | 150cv s.w. | 0,2838 | 1.277,08 |
| ALFAROMEEO | brera 2.4 jtdm | 200cv | 0,3070 | 1.381,60 |
| ALFAROMEEO | mito 1.3 jtdm 16v | 90cv | 0,2301 | 1.035,38 |
| ALFAROMEEO | spider 2.4/20v jdtm | 200cv | 0,3435 | 1.545,68 |
| AUDI | a2 1.2 tdi 61cv | 4 porte | 0,1848 | 831,63 |
| AUDI | a2 1.4 tdi | 90cv | 0,2215 | 996,74 |
| AUDI | a2 1.4 tdi 75cv | base | 0,2166 | 974,84 |
| AUDI | a2 1.4 tdi 75cv | comfort | 0,2245 | 1.010,03 |
| AUDI | a2 1.4 tdi 75cv | top | 0,2260 | 1.016,88 |
| AUDI | a3 1.9 tdi 105cv | ambiente mod.2003 | 0,2523 | 1.135,47 |



AUTOVEICOLI A GASOLIO FUORI PRODUZIONE

| MARCA | MODELLO | SERIE | COSTO CHILOMETRICO A 15.000 KM | FRINGE BENEFIT ANNUALE |
|-------|-------------------------------|------------------------|--------------------------------------|---------------------------|
| AUDI | a3 1.9 tdi 105cv | ambition mod.2003 | 0,2526 | 1.136,55 |
| AUDI | a3 1.9 tdi 105cv | attracion mod.2003 | 0,2484 | 1.117,59 |
| AUDI | a3 1.9 tdi 105cv | mod.2005 | 0,2576 | 1.159,29 |
| AUDI | a3 2.0 tdi | 170cv | 0,2784 | 1.252,71 |
| AUDI | a3 2.0 tdi 140cv | ambiente mod.2003 | 0,2709 | 1.219,10 |
| AUDI | a3 2.0 tdi 140cv | ambition mod.2003 | 0,2781 | 1.251,64 |
| AUDI | a3 2.0 tdi 140cv | attraction mod.2003 | 0,2669 | 1.201,23 |
| AUDI | a3 2.0 tdi 140cv | quattro | 0,2899 | 1.304,34 |
| AUDI | a3 2.0 tdi 140cv | mod.2005 | 0,2762 | 1.242,90 |
| AUDI | a3 2.0 tdi quattro | 140cv | 0,2813 | 1.265,92 |
| AUDI | a3 2.0/16v tdi | 170cv quattro | 0,3028 | 1.362,79 |
| AUDI | a3 2.0/16v tdi | 170cv | 0,2921 | 1.314,27 |
| AUDI | a3 2.0/16v tdi 140cv | cabrio | 0,2821 | 1.269,43 |
| AUDI | a3 sportback 1.9 tdi | 105cv | 0,2613 | 1.176,03 |
| AUDI | a3 sportback 2.0 tdi | quattro 140cv | 0,2836 | 1.276,11 |
| AUDI | a3 sportback 2.0 tdi | 140cv | 0,2787 | 1.254,32 |
| AUDI | a3 sportback 2.0 tdi | 170cv | 0,2806 | 1.262,92 |
| AUDI | a3 sportback 2.0/16v tdi | 170cv quattro | 0,3060 | 1.377,09 |
| AUDI | a3 sportback 2.0/16v tdi | 170cv | 0,2952 | 1.328,57 |
| AUDI | a3 sportback 2.0/16v tdi | 140cv quattro | 0,2932 | 1.319,36 |
| AUDI | a4 1.9 tdi 115cv | mod.2005 | 0,2870 | 1.291,56 |
| AUDI | a4 2.0 tdi 140cv | mod.2005 | 0,2959 | 1.331,44 |
| AUDI | a4 2.0/16v tdi 170cv | berlina | 0,3023 | 1.360,32 |
| AUDI | a4 2.0/16v tdi 170cv | quattro berlina | 0,3274 | 1.473,43 |
| AUDI | a4 2.5 tdi 24v v6 163cv | multitronic mod.2006 | 0,3466 | 1.559,83 |
| AUDI | a4 2.5 tdi v6 24v | 163cv mod.2005 | 0,3233 | 1.454,70 |
| AUDI | a4 2.7 tdi v6 24v 180cv | berlina | 0,3364 | 1.513,78 |
| AUDI | a4 3.0 tdi v6 24v 233cv | quattro fap | 0,3664 | 1.648,83 |
| AUDI | a4 3.0 tdi v6 quattro 240cv | berlina | 0,3694 | 1.662,34 |
| AUDI | a4 3.0 v6 tdi 204cv | fap quattro mod.2005 | 0,3492 | 1.571,48 |
| AUDI | a4 3.0 v6 tdi 204cv | quattro mod.2005 | 0,3553 | 1.598,90 |
| AUDI | a4 avant 1.9 tdi 115cv | s.w. mod.2005 | 0,2930 | 1.318,34 |
| AUDI | a4 avant 2.0 tdi 140cv | s.w. | 0,3018 | 1.358,22 |
| AUDI | a4 avant 2.0 tdi 143cv | s.w. mod.2008 | 0,3094 | 1.392,49 |
| AUDI | a4 avant 2.0/16v tdi 170cv | quattro s.w. | 0,3316 | 1.492,03 |
| AUDI | a4 avant 2.0/16v tdi 170cv | s.w. | 0,3064 | 1.378,97 |
| AUDI | a4 avant 2.5 tdi 24v v6 | 163cv multitr.mod.2006 | 0,3387 | 1.524,35 |
| AUDI | a4 avant 2.5 tdi v6 24v | 163cv s.w. mod.2005 | 0,3291 | 1.480,80 |
| AUDI | a4 avant 2.7 tdi v6 24v | 180cv s.w. | 0,3527 | 1.586,96 |
| AUDI | a4 avant 3.0 tdi v6 233cv | quattro fap s.w. | 0,3846 | 1.730,87 |
| AUDI | a4 avant 3.0 v6 tdi 204cv | quattro s.w. mod.2005 | 0,3594 | 1.617,51 |
| AUDI | a4 avant 3.0 v6 tdi 240cv | quattro s.w. | 0,3754 | 1.689,12 |
| AUDI | a4 avant 3.0 v6 tdi fap 204cv | quattro s.w. mod.2005 | 0,3534 | 1.590,08 |
| AUDI | a4 cabrio 2.0/16 tdi | mod.2006 | 0,3295 | 1.482,58 |
| AUDI | a4 cabrio 2.5/24v v6 | tdi 163cv | 0,3502 | 1.575,77 |
| AUDI | a4 cabrio 2.5/24v v6 | tdi 163cv multitron. | 0,3569 | 1.606,27 |
| AUDI | a4 cabrio 3.0 tdi quattro | tiptr. mod.2006 | 0,4158 | 1.871,12 |
| AUDI | a5 2.0 tdi 143cv | coupé | 0,3292 | 1.481,27 |
| AUDI | a5 2.0 tdi 170cv | cabrio | 0,3365 | 1.514,13 |
| AUDI | a5 2.0 tdi 170cv | coupé | 0,3212 | 1.445,46 |
| AUDI | a5 2.7 tdi 190cv v6 | euro 5 | 0,3503 | 1.576,42 |
| AUDI | a5 2.7 tdi v6 190cv | coupé | 0,3603 | 1.621,44 |
| AUDI | a5 3.0 239cv tdi v6 quattro | euro 5 | 0,3902 | 1.755,91 |
| AUDI | a5 3.0 tdi v6 240cv | quattro coupé | 0,3902 | 1.755,91 |
| AUDI | a6 2.0 tdi 140cv | berlina mod.2004 | 0,3145 | 1.415,47 |
| AUDI | a6 2.0/16v tdi 140cv | mod.2005 | 0,3290 | 1.480,34 |




AUTOVEICOLI A GASOLIO FUORI PRODUZIONE

| MARCA | MODELLO | SERIE | COSTO CHILOMETRICO A 15.000 KM | FRINGE BENEFIT ANNUALE |
|-------|-----------------------------|----------------------------|--------------------------------------|---------------------------|
| AUDI | a6 2.7/24v v6 tdi | mod.2005 | 0,3671 | 1.651,76 |
| AUDI | a6 3.0 tdi v6 225cv quattro | tiptronic berl.mod.2004 | 0,3954 | 1.779,49 |
| AUDI | a6 3.0/24v v6 tdi quattro | tip.mod.2005 | 0,3961 | 1.782,54 |
| AUDI | a6 allroad 2.7 tdi v6 180cv | quattro | 0,4304 | 1.936,62 |
| AUDI | a6 allroad 3.0 tdi v6 233cv | euro 4 | 0,4263 | 1.918,44 |
| AUDI | a6 avant 1.9 tdi 130cv | s.w. mod.2002 | 0,3126 | 1.406,60 |
| AUDI | a6 avant 1.9 tdi 130cv | multitronic s.w. | 0,3170 | 1.426,55 |
| AUDI | a6 avant 2.0/16v tdi 140cv | s.w. | 0,3322 | 1.495,00 |
| AUDI | a6 avant 2.5 tdi v6 | 180cv q.tro tip. s.w. | 0,3988 | 1.794,48 |
| AUDI | a6 avant 2.5 tdi v6 | 180cv quattro s.w. | 0,3759 | 1.691,36 |
| AUDI | a6 avant 2.5 tdi v6 | 163cv multitronic s.w. | 0,3499 | 1.574,47 |
| AUDI | a6 avant 2.5 tdi v6 | 163cv s.w. | 0,3453 | 1.553,78 |
| AUDI | a6 avant 2.7/24v v6 tdi | s.w. mod.2005 | 0,3768 | 1.695,73 |
| AUDI | a6 avant 3.0/24v v6 tdi | quattro tip.s.w. mod. 2005 | 0,4048 | 1.821,74 |
| AUDI | a8 3.0 tdi v6 233cv | quattro tip. | 0,4853 | 2.183,97 |
| AUDI | a8 4.0 tdi v8 275cv | quattro tip. | 0,5342 | 2.403,72 |
| AUDI | a8 4.2 tdi v8 326cv | quattro tip. | 0,5589 | 2.515,22 |
| AUDI | allroad 2.5 tdi v6 | 163cv quattro | 0,4033 | 1.814,70 |
| AUDI | allroad 2.5 tdi v6 | 180cv quattro | 0,4147 | 1.866,15 |
| AUDI | q5 3.0 tdi 239cv | euro 5 | 0,3981 | 1.791,25 |
| AUDI | q5 3.0 tdi quattro stronic | 239cv | 0,4031 | 1.813,98 |
| AUDI | q5 3.0 v6 tdi quattro s-tr | 239cv euro5 | 0,4051 | 1.822,73 |
| AUDI | q7 3.0 v6 tdi | 233cv | 0,4695 | 2.112,89 |
| AUDI | q7 3.0 v6 tdi | 240cv | 0,4889 | 2.200,26 |
| AUDI | q7 3.0 v6 tdi 239cv | euro5 | 0,4397 | 1.978,66 |
| AUDI | q7 3.0 v6 tdi 260cv | euro5 | 0,4397 | 1.978,66 |
| AUDI | q7 4.2 v8 tdi | 326cv | 0,5550 | 2.497,70 |
| AUDI | q7 6.0 v12 tdi | 500cv | 0,7566 | 3.404,89 |
| AUDI | tt 2.0 tdi quattro 170cv | coupé | 0,3151 | 1.417,97 |
| AUDI | tt 2.0 tdi quattro 170cv | roadster | 0,3281 | 1.476,34 |
| BMW | 116d 2.0 | 116cv | 0,2515 | 1.131,93 |
| BMW | 118d 2.0 122cv | 5 porte | 0,2643 | 1.189,25 |
| BMW | 118d 2.0 143cv | 3 porte | 0,2614 | 1.176,18 |
| BMW | 118d 2.0 143cv | 5 porte | 0,2635 | 1.185,78 |
| BMW | 118d 2.0 143cv | cabrio | 0,2834 | 1.275,11 |
| BMW | 118d 2.0 143cv | euro5 | 0,2567 | 1.155,36 |
| BMW | 120d 2.0 163cv | 5 porte | 0,2754 | 1.239,26 |
| BMW | 120d 2.0 177cv | cabrio | 0,2914 | 1.311,40 |
| BMW | 120d 2.0 177cv | coupé | 0,2840 | 1.278,01 |
| BMW | 120d 2.0 177cv | 3 porte | 0,2694 | 1.212,45 |
| BMW | 120d 2.0 177cv | 5 porte | 0,2716 | 1.222,05 |
| BMW | 120d 2.0 177cv | euro5 | 0,2722 | 1.224,71 |
| BMW | 123d 2.0 204cv | berlina | 0,2934 | 1.320,46 |
| BMW | 123d 2.0 204cv | cabrio | 0,3140 | 1.413,04 |
| BMW | 123d 2.0 204cv | coupé | 0,2982 | 1.342,06 |
| BMW | 123d 2.0 204cv | euro5 | 0,2942 | 1.323,82 |
| BMW | 318d 2.0 115cv | mod.2004 | 0,2726 | 1.226,64 |
| BMW | 318d 2.0 122cv | berlina | 0,2807 | 1.263,06 |
| BMW | 318d 2.0 143cv | berlina | 0,2759 | 1.241,35 |
| BMW | 318d touring 2.0 115cv | mod.2004 | 0,2807 | 1.263,24 |
| BMW | 318d touring 2.0 122cv | s.w. | 0,2880 | 1.296,07 |
| BMW | 318d touring 2.0 143cv | s.w. | 0,2817 | 1.267,53 |
| BMW | 318td compact 115cv | city 3 porte | 0,2621 | 1.179,23 |
| BMW | 318td compact 115cv | comfort 3 porte | 0,2697 | 1.213,75 |
| BMW | 318td compact 115cv | sport 3 porte | 0,2662 | 1.197,84 |
| BMW | 320cd 2.0 150cv | cabrio | 0,3210 | 1.444,69 |



AUTOVEICOLI A GASOLIO FUORI PRODUZIONE

| MARCA | MODELLO | SERIE | COSTO CHILOMETRICO A 15.000 KM | FRINGE BENEFIT ANNUALE |
|-------|-------------------------------|---------------------|--------------------------------------|---------------------------|
| BMW | 320cd 2.0 150cv | coupé mod.2005 | 0,2947 | 1.326,28 |
| BMW | 320d 2.0 150cv | mod.2004 | 0,2878 | 1.295,08 |
| BMW | 320d 2.0 163cv | berlina mod. 2005 | 0,2916 | 1.312,28 |
| BMW | 320d 2.0 177cv | berlina | 0,2853 | 1.283,63 |
| BMW | 320d 2.0 177cv | coupé | 0,2930 | 1.318,43 |
| BMW | 320d touring 2.0 150cv | mod.2004 | 0,2954 | 1.329,28 |
| BMW | 320d touring 2.0 163cv | s.w. mod.2005 | 0,2987 | 1.344,08 |
| BMW | 320d touring 2.0 177cv | s.w. | 0,2911 | 1.309,82 |
| BMW | 320d touring 2.0 177cv | sw euro5 | 0,2925 | 1.316,17 |
| BMW | 320d touring xdrive 2.0 177cv | s.w. | 0,3107 | 1.398,32 |
| BMW | 320td 2.0 compact 150cv | sport 3p. | 0,2770 | 1.246,50 |
| BMW | 320td 2.0 compact 150cv | comfort 3p. | 0,2762 | 1.242,90 |
| BMW | 320td 2.0 compact 150cv | city 3 porte | 0,2701 | 1.215,62 |
| BMW | 325d touring 3.0 v6 197cv | s.w. | 0,3322 | 1.494,83 |
| BMW | 330cd 3.0v6 204cv | cabrio | 0,3630 | 1.633,31 |
| BMW | 330cd 3.0v6 204cv | coupé mod.2005 | 0,3396 | 1.528,29 |
| BMW | 330d 3.0 v6 231cv | berlina mod.2005 | 0,3377 | 1.519,64 |
| BMW | 330d 3.0 204cv | mod.2004 | 0,3319 | 1.493,55 |
| BMW | 330d 3.0 v6 231cv | berlina mod.2007 | 0,3450 | 1.552,46 |
| BMW | 330d 3.0 v6 231cv | cabrio | 0,3858 | 1.736,29 |
| BMW | 330d 3.0 v6 231cv | coupé | 0,3617 | 1.627,69 |
| BMW | 330d touring 3.0 204cv | mod.2004 | 0,3400 | 1.530,04 |
| BMW | 330d touring 3.0 v6 231cv | s.w. mod.2005 | 0,3450 | 1.552,64 |
| BMW | 330d touring 3.0 v6 231cv | s.w. mod.2007 | 0,3508 | 1.578,64 |
| BMW | 330xd 3.0 204cv | mod.2004 | 0,3555 | 1.599,68 |
| BMW | 330xd 3.0 v6 231cv | berlina mod.2005 | 0,3563 | 1.603,36 |
| BMW | 330xd 3.0 v6 231cv | berlina mod.2007 | 0,3620 | 1.629,21 |
| BMW | 330xd 3.0 v6 231cv | coupé | 0,3779 | 1.700,35 |
| BMW | 330xd touring 3.0 204cv | mod.2004 | 0,3627 | 1.632,08 |
| BMW | 330xd touring 3.0 v6 231cv | s.w. mod.2005 | 0,3636 | 1.636,37 |
| BMW | 330xd touring 3.0 v6 231cv | s.w. mod.2007 | 0,3714 | 1.671,24 |
| BMW | 520d 2.0 163cv | berlina | 0,3194 | 1.437,32 |
| BMW | 520d 2.0 177cv | berlina | 0,3236 | 1.456,20 |
| BMW | 520d 2.0 177cv | berlina euro5 | 0,3206 | 1.442,86 |
| BMW | 520d 2.0 184cv | berlina euro5 | 0,3142 | 1.414,04 |
| BMW | 520d touring 2.0 163cv | s.w. | 0,3294 | 1.482,34 |
| BMW | 520d touring 2.0 177cv | s.w. | 0,3340 | 1.503,17 |
| BMW | 520d touring 2.0 177cv | sw euro5 | 0,3418 | 1.537,88 |
| BMW | 520d touring 2.0 184cv | sw euro5 | 0,3268 | 1.470,67 |
| BMW | 525d 2.5 177cv | berlina mod.2004 | 0,3594 | 1.617,42 |
| BMW | 525d 3.0 204cv | berlina euro5 | 0,3883 | 1.747,33 |
| BMW | 525d 3.0 v6 197cv | berlina | 0,3627 | 1.632,16 |
| BMW | 525d touring 2.5 v6 177cv | s.w. mod.2004 | 0,3687 | 1.659,01 |
| BMW | 525d touring 3.0 i6 204cv | euro5 sw | 0,3963 | 1.783,49 |
| BMW | 525d touring 3.0 v6 197cv | s.w. | 0,3732 | 1.679,40 |
| BMW | 525xd 3.0 v6 197cv | berlina | 0,3804 | 1.711,84 |
| BMW | 525xd touring 3.0 v6 197cv | s.w. | 0,3936 | 1.771,34 |
| BMW | 530d 218cv attiva | berlina 4p.mod.2004 | 0,3887 | 1.749,11 |
| BMW | 530d 218cv eletta | berlina 4p.mod.2004 | 0,3677 | 1.654,43 |
| BMW | 530d 218cv futura | berlina 4p.mod.2004 | 0,3887 | 1.749,11 |
| BMW | 530d 245cv | euro5 | 0,3695 | 1.662,82 |
| BMW | 530d 3.0 v6 231cv | berlina | 0,3657 | 1.645,61 |
| BMW | 530d 3.0 v6 235cv | berlina | 0,3786 | 1.703,48 |
| BMW | 530d gt 3.0 v6 245cv | euro5 | 0,4112 | 1.850,22 |
| BMW | 530d touring 3.0 v6 218cv | s.w. mod.2004 | 0,3828 | 1.722,50 |
| BMW | 530d touring 3.0 245cv | sw euro5 | 0,3990 | 1.795,63 |



AUTOVEICOLI A GASOLIO FUORI PRODUZIONE

| MARCA | MODELLO | SERIE | COSTO CHILOMETRICO A 15.000 KM | FRINGE BENEFIT ANNUALE |
|-----------|-----------------------------|----------------------|--------------------------------------|---------------------------|
| BMW | 530d touring 3.0 v6 231cv | s.w. | 0,3774 | 1.698,12 |
| BMW | 530d touring 3.0 v6 235cv | s.w. | 0,3890 | 1.750,70 |
| BMW | 530d xdrive 258cv | berlina euro5 | 0,3713 | 1.670,63 |
| BMW | 530d xdrive gt 3.0 245cv | euro5 | 0,4481 | 2.016,64 |
| BMW | 530xd 3.0 v6 231cv | berlina | 0,3869 | 1.740,93 |
| BMW | 530xd 3.0 v6 235cv | berlina | 0,3946 | 1.775,87 |
| BMW | 530xd touring 3.0 6v 235cv | s.w. | 0,4079 | 1.835,37 |
| BMW | 530xd touring 3.0 v6 231cv | s.w. | 0,3985 | 1.793,45 |
| BMW | 535d 3.0 v6 272cv | berlina | 0,4110 | 1.849,35 |
| BMW | 535d 3.0 v6 286cv | berlina | 0,4087 | 1.839,26 |
| BMW | 535d gt 3.0 I6 300cv | euro5 | 0,4516 | 2.032,34 |
| BMW | 535d touring 3.0 I6 300cv | euro5 sw | 0,4275 | 1.923,72 |
| BMW | 535d touring 3.0 v6 286cv | s.w. | 0,4196 | 1.888,08 |
| BMW | 535d touring 3.3 v6 272cv | s.w. | 0,4210 | 1.894,36 |
| BMW | 535d xdrive gt 3.0 I6 300cv | euro5 | 0,4668 | 2.100,64 |
| BMW | 730d 3.0 v6 218cv | mod.2004 | 0,4832 | 2.174,52 |
| BMW | 730d 3.0 v6 24v | 231cv berlina | 0,5053 | 2.273,97 |
| BMW | 740d 4.0 v8 258cv | mod.2004 | 0,5611 | 2.525,17 |
| BMW | 745d 4.5 v6 24v | 300cv berlina | 0,5921 | 2.664,60 |
| BMW | x3 2.0 d | 177cv | 0,3510 | 1.579,33 |
| BMW | x3 2.0 d 150cv | 5 porte | 0,3467 | 1.560,02 |
| BMW | x3 3.0 d v6 | 204cv | 0,3919 | 1.763,43 |
| BMW | x3 3.0 d v6 | 218cv | 0,4023 | 1.810,15 |
| BMW | x3 3.0 sd v6 | 286cv | 0,4425 | 1.991,23 |
| BMW | x3 xdrive 1.8d | 143cv | 0,3300 | 1.484,82 |
| BMW | x3 xdrive 20d | 177cv | 0,3517 | 1.582,70 |
| BMW | x3 xdrive 3.0d | 218cv | 0,3923 | 1.765,13 |
| BMW | x3 xdrive 3.5d | 286cv | 0,4152 | 1.868,22 |
| BMW | x5 3.0 d v6 | 218cv | 0,4398 | 1.978,88 |
| BMW | x5 3.0 d v6 | 235cv | 0,4497 | 2.023,67 |
| BMW | x5 xdrive 3.0d | 235cv | 0,4370 | 1.966,37 |
| BMW | x5 xdrive 3.5d 3.0 | 286cv | 0,4476 | 2.014,16 |
| BMW | x6 xdrive 30d | 235cv | 0,4573 | 2.058,01 |
| BMW | x6 xdrive 35d | 286cv | 0,4677 | 2.104,61 |
| BMW | x6 xdrive 35d futura | 286cv | 0,4864 | 2.188,60 |
| CHEVROLET | captiva 2.0/16v vcdi 150cv | 5 porte | 0,3200 | 1.440,00 |
| CHEVROLET | captiva 2.0/16v vcdi 2wd | 127cv | 0,3111 | 1.399,97 |
| CHRYSLER | grand voyager 2.5 | crd limited mod.2003 | 0,3385 | 1.523,05 |
| CHRYSLER | grand voyager 2.8 crd | 150cv | 0,3781 | 1.701,61 |
| CHRYSLER | pt cruiser 2.2/121cv | crd touring 5 porte | 0,2722 | 1.224,78 |
| CHRYSLER | voyager 2.5 crd | 143cv lx mod.2003 | 0,3334 | 1.500,08 |
| CHRYSLER | voyager 2.8 crd | 150cv | 0,3581 | 1.611,45 |
| CITROEN | berlingo 1.6 hdi | 75cv 5 p. | 0,2257 | 1.015,57 |
| CITROEN | berlingo 1.6 hdi | 90cv 5 p. | 0,2367 | 1.065,10 |
| CITROEN | berlingo 1.9 dx 69cv | 4 porte mod.2003 | 0,2437 | 1.096,70 |
| CITROEN | berlingo 2.0 hdi 90cv | chrono 5 porte | 0,2386 | 1.073,57 |
| CITROEN | c1 1.4 hdi | 55cv | 0,1840 | 827,82 |
| CITROEN | c2 1.4 hdi | 68cv | 0,1932 | 869,41 |
| CITROEN | c2 1.6 hdi | 110cv | 0,2018 | 908,13 |
| CITROEN | c3 1.4 hdi 68cv | elegance 5 porte | 0,1994 | 897,28 |
| CITROEN | c3 1.4 hdi 68cv | classique 5 porte | 0,1951 | 877,84 |
| CITROEN | c3 1.4/16v hdi 92cv | elegance 5 porte | 0,1946 | 875,77 |
| CITROEN | c3 1.4/16v hdi 92cv | exclusive 5 porte | 0,1970 | 886,57 |
| CITROEN | c3 1.6/16v hdi 110cv | berlina | 0,2056 | 925,07 |
| CITROEN | c3 1.6/16v hdi 90cv | berlina | 0,2026 | 911,57 |
| CITROEN | c3 pluriel 1.4 hdi 68cv | cabrio | 0,2145 | 965,39 |



AUTOVEICOLI A GASOLIO FUORI PRODUZIONE

| MARCA | MODELLO | SERIE | COSTO CHILOMETRICO A 15.000 KM | FRINGE BENEFIT ANNUALE |
|---------|---------------------------|-------------------|--------------------------------------|---------------------------|
| CITROEN | c4 1.6 hdi 110cv | mod.2009 | 0,2212 | 995,33 |
| CITROEN | c4 1.6 hdi 90cv | mod.2009 | 0,2073 | 932,75 |
| CITROEN | c4 1.6/16v hdi 110cv | coupé | 0,2216 | 997,20 |
| CITROEN | c4 1.6/16v hdi 110cv | berlina | 0,2219 | 998,39 |
| CITROEN | c4 1.6/16v hdi 110cv | picasso | 0,2511 | 1.130,14 |
| CITROEN | c4 1.6/16v hdi 110cv | grand picasso | 0,2538 | 1.142,15 |
| CITROEN | c4 1.6/16v hdi 90cv | coupé | 0,2138 | 961,90 |
| CITROEN | c4 1.6/16v hdi 90cv | berlina | 0,2138 | 961,90 |
| CITROEN | c4 2.0 hdi 140cv | mod.2009 | 0,2522 | 1.134,83 |
| CITROEN | c4 2.0/16v hdi 136cv | berlina | 0,2596 | 1.168,40 |
| CITROEN | c4 2.0/16v hdi 136cv | coupé | 0,2552 | 1.148,60 |
| CITROEN | c4 2.0/16v hdi 136cv | picasso | 0,2860 | 1.286,99 |
| CITROEN | c4 2.0/16v hdi 136cv | grand picasso | 0,2887 | 1.298,99 |
| CITROEN | c5 1.6/16v hdi 110cv | s.w. mod.2005 | 0,2668 | 1.200,39 |
| CITROEN | c5 1.6/16v hdi 110cv | berlina mod.2005 | 0,2623 | 1.180,20 |
| CITROEN | c5 2.0/16v hdi 136cv | s.w. mod.2005 | 0,2878 | 1.294,99 |
| CITROEN | c5 2.0/16v hdi 136cv | berlina mod.2005 | 0,2851 | 1.282,99 |
| CITROEN | c5 2.0/16v hdi 136cv | berlina mod.2008 | 0,2874 | 1.293,19 |
| CITROEN | c5 2.0/16v hdi 136cv | s.w. mod.2008 | 0,2919 | 1.313,37 |
| CITROEN | c5 2.2 bi-t hdi 170cv | berlina mod.2008 | 0,3093 | 1.391,87 |
| CITROEN | c5 2.2 bi-t hdi 170cv | s.w. mod.2008 | 0,3102 | 1.396,09 |
| CITROEN | c5 2.2/16v hdi 133cv | berlina mod.2005 | 0,3018 | 1.358,28 |
| CITROEN | c5 2.2/16v hdi 133cv | s.w. mod. 2005 | 0,3045 | 1.370,29 |
| CITROEN | c5 2.2/16v hdi 170cv | biturbo s.w. | 0,3087 | 1.389,02 |
| CITROEN | c5 2.2/16v hdi 170cv | biturbo berlina | 0,3042 | 1.368,84 |
| CITROEN | c5 2.7/24v bi-t hdi 204cv | berlina mod.2008 | 0,3741 | 1.683,51 |
| CITROEN | c5 2.7/24v hdi 204cv | s.w. mod.2008 | 0,3768 | 1.695,51 |
| CITROEN | c6 2.7/24v v6 204cv hdi | bi-turbo berlina | 0,4175 | 1.878,93 |
| CITROEN | c8 2.0 16v hdi | 120cv | 0,3070 | 1.381,51 |
| CITROEN | c8 2.0/16v hdi | 120cv | 0,3110 | 1.399,35 |
| CITROEN | c8 2.0/16v hdi | 109cv | 0,3006 | 1.352,68 |
| CITROEN | c8 2.0/16v hdi | 107cv | 0,3284 | 1.477,81 |
| CITROEN | c8 2.0/16v hdi | 136cv | 0,3220 | 1.449,18 |
| CITROEN | c8 2.0/16v hdi 107cv | elegance | 0,3039 | 1.367,73 |
| CITROEN | c8 2.0/16v hdi 107cv | classique | 0,3000 | 1.350,21 |
| CITROEN | c8 2.2 16v hdi | 170cv | 0,3312 | 1.490,30 |
| CITROEN | c8 2.2/16v hdi | 170cv | 0,3313 | 1.490,86 |
| CITROEN | c8 2.2/16v hdi 128cv | elegance | 0,3215 | 1.446,71 |
| CITROEN | c8 2.2/16v hdi 128cv | executive | 0,3388 | 1.524,72 |
| CITROEN | c8 2.2/16v hdi 128cv | exclusive | 0,3351 | 1.507,80 |
| CITROEN | c-crosser 2.2 hdi | 160cv | 0,3239 | 1.457,74 |
| CITROEN | nemo 1.4 hdi 70cv | multispace | 0,2030 | 913,64 |
| CITROEN | xsara break 1.4 hdi 68cv | crono s.w. | 0,2034 | 915,35 |
| CITROEN | xsara break 2.0 hdi 110cv | exclusive s.w. | 0,2397 | 1.078,56 |
| CITROEN | xsara picasso 1.6/16v hdi | 110cv | 0,2453 | 1.103,92 |
| CITROEN | xsara picasso 1.6/16v hdi | 90cv | 0,2395 | 1.077,74 |
| CITROEN | xsara picasso 2.0 | hdi 90cv elegance | 0,2439 | 1.097,66 |
| DACIA | logan 1.5 dci 70cv | berlina | 0,1959 | 881,33 |
| DACIA | logan 1.5 dci 85cv | berlina | 0,1940 | 872,87 |
| DR | dr5 1.9 ecojet | 120cv | 0,2758 | 1.241,16 |
| FIAT | 500 1.3/16v mjt | 75cv | 0,1926 | 866,54 |
| FIAT | doblò 1.3/16v mjt | 69cv | 0,2143 | 964,16 |
| FIAT | doblò 1.3/16v mjt | 85cv | 0,2253 | 1.014,00 |
| FIAT | doblo 1.9 jtd | 105cv | 0,2181 | 981,48 |
| FIAT | doblò 1.9 m.j. | 120cv | 0,2377 | 1.069,48 |
| FIAT | doblò 1.9 m.j. | 105cv | 0,2318 | 1.042,91 |




AUTOVEICOLI A GASOLIO FUORI PRODUZIONE

| MARCA | MODELLO | SERIE | COSTO CHILOMETRICO A 15.000 KM | FRINGE BENEFIT ANNUALE |
|-------|--------------------------------|------------------------|--------------------------------------|---------------------------|
| FIAT | ducatò | 11 2.3 jtd 110cv combi | 0,2788 | 1.254,47 |
| FIAT | ducatò 15 - 2.8 jtd | 127cv combi | 0,3111 | 1.400,17 |
| FIAT | fiorino qubo 1.3 mjt | 75cv | 0,2064 | 928,73 |
| FIAT | grande punto 1.3/16v m.j. | 90cv | 0,2069 | 930,87 |
| FIAT | grande punto 1.6/16v m.j. | 120cv | 0,2231 | 1.004,12 |
| FIAT | grande punto 1.9 m.j. | 120cv | 0,2357 | 1.060,83 |
| FIAT | grande punto 1.9 m.j. | 130cv | 0,2578 | 1.160,30 |
| FIAT | idea 1.3/16v multijet | 70cv | 0,2161 | 972,25 |
| FIAT | idea 1.3/16v mjt | 90cv | 0,2165 | 974,30 |
| FIAT | idea 1.9 multijet | 101cv | 0,2237 | 1.006,69 |
| FIAT | multipla 1.9 jtd 116cv | mod.2004 | 0,2471 | 1.111,96 |
| FIAT | multipla 1.9 mjt | 120cv | 0,2749 | 1.237,02 |
| FIAT | nuova bravo 1.9 multijet | 120cv berlina | 0,2415 | 1.086,70 |
| FIAT | nuova bravo 1.9/16v m.j. | 150cv berlina | 0,2610 | 1.174,54 |
| FIAT | nuova croma 2.4 multijet | 200cv | 0,3507 | 1.578,08 |
| FIAT | nuova panda 1.3/16v mjt | 69cv | 0,1798 | 809,15 |
| FIAT | nuova panda 1.3/16v mjt | 4x4 cross | 0,2303 | 1.036,39 |
| FIAT | punto 1.3/16v 69cv | m.jet actual 5 porte | 0,1938 | 871,96 |
| FIAT | punto 1.3/16v 69cv | m.jet active 5 porte | 0,1957 | 880,60 |
| FIAT | punto 1.3/16v 69cv | m.jet active 3 porte | 0,1938 | 871,96 |
| FIAT | punto 1.3/16v 69cv | m.jet dynamic 5p. | 0,1994 | 897,16 |
| FIAT | punto 1.3/16v 69cv | m.jet dynamic 3p. | 0,1974 | 888,52 |
| FIAT | punto 1.3/16v 69cv | m.jet actual 3 porte | 0,1918 | 863,32 |
| FIAT | punto 1.3/16v mjt 69cv | mod.2007 | 0,1963 | 883,49 |
| FIAT | punto 1.9 jtd 86cv | dynamic 5 porte | 0,2048 | 921,42 |
| FIAT | punto 1.9 jtd 86cv | dynamic 3 porte | 0,2012 | 905,33 |
| FIAT | punto 1.9 mult.jet | 101cv hgt 3 porte | 0,2194 | 987,16 |
| FIAT | punto evo 1.3 mjt | 75cv | 0,1941 | 873,36 |
| FIAT | punto evo 1.3 mjt | 90cv | 0,2033 | 914,89 |
| FIAT | scudo combi 2.0/16v | el jtd 8p 109 cv | 0,2648 | 1.191,58 |
| FIAT | sedici 1.9 mjt 120cv | 4x4 | 0,2597 | 1.168,51 |
| FIAT | stilo 1.9 jtd 100cv | 3 porte | 0,2203 | 991,26 |
| FIAT | stilo 1.9 jtd 100cv | 5 porte | 0,2243 | 1.009,45 |
| FIAT | stilo 1.9 jtd 116cv | 3 porte mod.2004 | 0,2224 | 1.000,62 |
| FIAT | stilo 1.9 jtd 116cv | 5 porte mod.2004 | 0,2264 | 1.018,81 |
| FIAT | stilo 1.9 jtd 80cv | 5 porte mod.2004 | 0,2221 | 999,50 |
| FIAT | stilo 1.9 jtd 80cv | 3 porte mod.2004 | 0,2190 | 985,39 |
| FIAT | stilo 1.9 mjt | 120cv 5p. | 0,2202 | 990,69 |
| FIAT | stilo 1.9 mjt | 120cv 3p. | 0,2161 | 972,49 |
| FIAT | stilo 1.9/16v mjt 150cv | 5 porte | 0,2518 | 1.133,18 |
| FIAT | stilo 1.9/16v mjt 150cv | 3 porte | 0,2466 | 1.109,78 |
| FIAT | stilo 1.9/16v multijet 140cv | 5 porte mod.2004 | 0,2455 | 1.104,75 |
| FIAT | stilo 1.9/16v multijet 140cv | 3 porte mod.2004 | 0,2403 | 1.081,35 |
| FIAT | stilo m.w. 1.9 mjt | 120cv s.w. | 0,2507 | 1.127,99 |
| FIAT | stilo m.w. 1.9/16v mjt 150cv | s.w. | 0,2665 | 1.199,24 |
| FIAT | stilo multi wagon 1.9 jtd | 116cv s.w. mod.2004 | 0,2315 | 1.041,62 |
| FIAT | stilo multi wagon 1.9 jtd | 100cv s.w. | 0,2294 | 1.032,26 |
| FIAT | stilo multi wagon 1.9/16v m.j. | 140cv s.w. mod.2004 | 0,2438 | 1.096,96 |
| FIAT | ulyse 2.0 jtd 109cv | emotion 5p. | 0,3134 | 1.410,11 |
| FIAT | ulyse 2.0 jtd | 109cv aut. | 0,3270 | 1.471,28 |
| FIAT | ulyse 2.0 jtd 109cv | 5 porte | 0,2920 | 1.314,21 |
| FIAT | ulyse 2.0 jtd 109cv | dynamic 5p. | 0,3083 | 1.387,31 |
| FIAT | ulyse 2.0 mjt | 120cv | 0,3327 | 1.497,22 |
| FIAT | ulyse 2.2 jtd 128cv | dynamic 5 p. | 0,3182 | 1.432,07 |
| FIAT | ulyse 2.2 jtd 128cv | emotion 5p. | 0,3233 | 1.454,87 |
| FIAT | ulyse 2.2 mjt | 170cv | 0,3630 | 1.633,41 |




AUTOVEICOLI A GASOLIO FUORI PRODUZIONE

| MARCA | MODELLO | SERIE | COSTO CHILOMETRICO A 15.000 KM | FRINGE BENEFIT ANNUALE |
|-------|--------------------------|----------------------|--------------------------------------|---------------------------|
| FORD | c-max 1.6 tdcì 110cv | mod.2007 | 0,2384 | 1.072,92 |
| FORD | c-max 1.6 tdcì 90cv | mod.2007 | 0,2324 | 1.045,64 |
| FORD | c-max 1.8 tdcì 115cv | mod.2007 | 0,2461 | 1.107,25 |
| FORD | c-max 2.0 tdcì 110cv | mod.2008 | 0,2635 | 1.185,96 |
| FORD | c-max 2.0 tdcì 136cv | mod.2007 | 0,2626 | 1.181,87 |
| FORD | fiesta 1.4 tdcì 68cv | ambiente 5p.mod.2002 | 0,1826 | 821,81 |
| FORD | fiesta 1.4 tdcì 68cv | ghia 3p.mod.2003 | 0,1874 | 843,41 |
| FORD | fiesta 1.4 tdcì 68cv | ghia 5 porte mod.02 | 0,1890 | 850,61 |
| FORD | fiesta 1.4 tdcì 68cv | zetec 3p.mod.2003 | 0,1818 | 818,21 |
| FORD | fiesta 1.4 tdcì 68cv | zetec 5 porte mod.02 | 0,1834 | 825,41 |
| FORD | fiesta 1.4 tdcì 68cv | ambiente 3p.mod.2003 | 0,1810 | 814,61 |
| FORD | fiesta 1.4 tdcì 68cv | 5 porte mod.2005 | 0,1841 | 828,55 |
| FORD | fiesta 1.4 tdcì 68cv | 3 porte mod.2005 | 0,1822 | 819,91 |
| FORD | fiesta 1.4 tdcì 68cv | mod.2006 | 0,1896 | 853,13 |
| FORD | fiesta 1.6 tdcì 90cv | mod.2006 | 0,1948 | 876,79 |
| FORD | fiesta 1.6 tdcì 90cv | mod.2009 | 0,1864 | 838,96 |
| FORD | fiesta 1.6 tdcì 90cv | 5 porte mod.2005 | 0,1885 | 848,33 |
| FORD | fiesta 1.6 tdcì 90cv | 3 porte mod.2005 | 0,1869 | 841,13 |
| FORD | focus 1.6 tdcì 109cv | coupé mod.2005 | 0,2212 | 995,20 |
| FORD | focus 1.6 tdcì 109cv | s.w. mod.2005 | 0,2248 | 1.011,40 |
| FORD | focus 1.6 tdcì 109cv | 5 porte mod.2005 | 0,2228 | 1.002,40 |
| FORD | focus 1.6 tdcì 110cv | s.w. mo.2008 | 0,2265 | 1.019,18 |
| FORD | focus 1.6 tdcì 110cv | 5 porte mod.2008 | 0,2245 | 1.010,18 |
| FORD | focus 1.6 tdcì 110cv | 3 porte mod.2008 | 0,2225 | 1.001,18 |
| FORD | focus 1.6 tdcì 110cv | sw euro5 | 0,2265 | 1.019,18 |
| FORD | focus 1.6 tdcì 110cv | euro5 | 0,2225 | 1.001,18 |
| FORD | focus 1.6 tdcì 90cv | 5 porte mod.2005 | 0,2148 | 966,65 |
| FORD | focus 1.6 tdcì 90cv | s.w. mod.2005 | 0,2167 | 975,05 |
| FORD | focus 1.6 tdcì 90cv | coupé mod. 2005 | 0,2132 | 959,45 |
| FORD | focus 1.6 tdcì 90cv | s.w. mod.2008 | 0,2152 | 968,53 |
| FORD | focus 1.6 tdcì 90cv | 5 porte mod.2008 | 0,2193 | 986,99 |
| FORD | focus 1.6 tdcì 90cv | 3 porte md.2008 | 0,2173 | 977,99 |
| FORD | focus 1.8 tdcì 115cv | 5 p. mod.2005 | 0,2295 | 1.032,59 |
| FORD | focus 1.8 tdcì 115cv | coupé mod.2005 | 0,2279 | 1.025,39 |
| FORD | focus 1.8 tdcì 115cv | mod.2008 | 0,2374 | 1.068,31 |
| FORD | focus 1.8 tdcì 115cv | s.w. mod.2008 | 0,2396 | 1.078,29 |
| FORD | focus 1.8 tdcì 115cv | s.w. mod.2005 | 0,2315 | 1.041,59 |
| FORD | focus 1.8/100cv tdcì | zetec 5 porte | 0,2232 | 1.004,45 |
| FORD | focus 1.8/100cv tdcì | zetec s.w. | 0,2248 | 1.011,65 |
| FORD | focus 1.8/100cv tdcì | zetec 3 porte | 0,2216 | 997,25 |
| FORD | focus 1.8/115cv tdcì | zetec s.w. | 0,2310 | 1.039,56 |
| FORD | focus 1.8/115cv tdcì | zetec 3 porte | 0,2279 | 1.025,34 |
| FORD | focus 1.8/115cv tdcì | ghia s.w. | 0,2341 | 1.053,47 |
| FORD | focus 1.8/115cv tdcì | ghia 5 porte | 0,2325 | 1.046,27 |
| FORD | focus 1.8/115cv tdcì | zetec 5 porte | 0,2285 | 1.028,27 |
| FORD | focus 2.0 tdcì 110cv | 3 porte | 0,2522 | 1.134,88 |
| FORD | focus 2.0 tdcì 110cv | 5 porte | 0,2542 | 1.143,88 |
| FORD | focus 2.0 tdcì 110cv | s.w. | 0,2562 | 1.152,88 |
| FORD | focus 2.0 tdcì 136cv | 3 porte mod.2008 | 0,2453 | 1.103,78 |
| FORD | focus 2.0 tdcì 136cv | s.w. mod.2008 | 0,2520 | 1.134,06 |
| FORD | focus 2.0 tdcì 136cv | 5 porte mod.2008 | 0,2473 | 1.112,78 |
| FORD | focus 2.0 tdcì 136cv fap | s.w. mod.2005 | 0,2440 | 1.098,21 |
| FORD | focus 2.0 tdcì 136cv fap | coupé mod.2005 | 0,2395 | 1.077,92 |
| FORD | focus 2.0 tdcì 136cv fap | 5 porte mod.2005 | 0,2411 | 1.085,12 |
| FORD | focus 2.0/16v tdcì 136cv | coupé-cabrio | 0,2860 | 1.286,86 |
| FORD | focus c-max 1.6 tdcì | 90cv 5 porte | 0,2211 | 995,15 |



AUTOVEICOLI A GASOLIO FUORI PRODUZIONE

| MARCA | MODELLO | SERIE | COSTO CHILOMETRICO A 15.000 KM | FRINGE BENEFIT ANNUALE |
|-------|-----------------------------|-------------------------|--------------------------------------|---------------------------|
| FORD | focus c-max 1.6 tdc | 109cv 5 porte | 0,2269 | 1.021,07 |
| FORD | focus c-max 1.8 tdc | 115cv 5 porte | 0,2374 | 1.068,42 |
| FORD | focus c-max 2.0 tdc 136cv | 5 porte | 0,2491 | 1.121,12 |
| FORD | fusion 1.4 tdc | 68cv 5 porte | 0,1885 | 848,30 |
| FORD | fusion 1.4 tdc | 68cv collection | 0,1941 | 873,50 |
| FORD | fusion 1.4 tdc | 68cv leather collection | 0,1973 | 887,90 |
| FORD | fusion 1.4 tdc 68cv | mod.2006 | 0,2023 | 910,35 |
| FORD | fusion 1.6 tdc | 90cv 5 porte mod.2005 | 0,1890 | 850,62 |
| FORD | fusion 1.6 tdc 90cv | mod.2006 | 0,2036 | 916,05 |
| FORD | galaxy 1.8 tdc 100cv | mod.2006 | 0,2845 | 1.280,46 |
| FORD | galaxy 1.8 tdc 125cv | mod.2006 | 0,2872 | 1.292,46 |
| FORD | galaxy 1.9 tdi | 115cv | 0,2793 | 1.256,99 |
| FORD | galaxy 1.9 tdi | 150cv 5p. | 0,2801 | 1.260,59 |
| FORD | galaxy 1.9 tdi | 130cv 5 porte | 0,2825 | 1.271,11 |
| FORD | galaxy 2.0 tdc 130cv | 6tr. | 0,3229 | 1.453,27 |
| FORD | galaxy 2.0 tdc 140cv | mod.2006 | 0,2989 | 1.344,87 |
| FORD | galaxy 2.2 tdc 175cv | mod.2008 | 0,3200 | 1.439,82 |
| FORD | ka 1.3 tdc 75cv | mod.2009 | 0,1800 | 809,92 |
| FORD | kuga 2.0 tdc 136cv | 2wd | 0,2955 | 1.329,81 |
| FORD | kuga 2.0 tdc 136cv | 4wd | 0,3000 | 1.350,19 |
| FORD | mondeo 1.8 tdc 125cv | s.w. mod.2007 | 0,2723 | 1.225,21 |
| FORD | mondeo 1.8 tdc 125cv | berlina mod.2007 | 0,2685 | 1.208,03 |
| FORD | mondeo 2.0 tdc 130cv | berlina mod.2007 | 0,3020 | 1.358,91 |
| FORD | mondeo 2.0 tdc 130cv | s.w. mod.2007 | 0,3040 | 1.367,91 |
| FORD | mondeo 2.0 tdc 130cv | hi-tec 4 porte mod.2003 | 0,2659 | 1.196,69 |
| FORD | mondeo 2.0 tdc 130cv | hi-tec 5 porte mod.2003 | 0,2666 | 1.199,69 |
| FORD | mondeo 2.0 tdc 130cv | hi-tec s.w. mod.2003 | 0,2712 | 1.220,29 |
| FORD | mondeo 2.0 tdc 131cv | 6tr. sw | 0,3061 | 1.377,38 |
| FORD | mondeo 2.0 tdc 131cv | 6tr. berlina | 0,3042 | 1.368,74 |
| FORD | mondeo 2.0 tdc 140cv | berlina mod.2007 | 0,2766 | 1.244,64 |
| FORD | mondeo 2.0 tdc 140cv | s.w. mod.2007 | 0,2786 | 1.253,64 |
| FORD | mondeo 2.0 tdc 140cv | berlina | 0,2635 | 1.185,92 |
| FORD | mondeo 2.0 tdi sw | 140cv | 0,2655 | 1.194,92 |
| FORD | mondeo 2.0/16v tdc | 115cv s.w. | 0,2626 | 1.181,66 |
| FORD | mondeo 2.0/16v tdc | 115cv 4 porte | 0,2583 | 1.162,15 |
| FORD | mondeo 2.0/16v tdc | 130cv s.w. | 0,2646 | 1.190,66 |
| FORD | mondeo 2.0/16v tdc | 130cv 4 porte | 0,2593 | 1.167,06 |
| FORD | mondeo 2.0/16v tdc | 130cv ghia 5 porte | 0,2647 | 1.191,06 |
| FORD | mondeo 2.2 tdc 155cv | s.w. | 0,2783 | 1.252,42 |
| FORD | mondeo 2.2 tdc 155cv | 5 porte | 0,2730 | 1.228,41 |
| FORD | mondeo 2.2 tdc 155cv | 4 porte | 0,2723 | 1.225,41 |
| FORD | mondeo 2.2 tdc 175cv | s.w. mod.2008 | 0,3063 | 1.378,57 |
| FORD | mondeo 2.2 tdc 175cv | berlina mod.2008 | 0,2967 | 1.334,94 |
| FORD | s-max 1.8 tdc 125cv | 5 porte | 0,2854 | 1.284,15 |
| FORD | s-max 2.0 tdc 131cv | 6tr | 0,3211 | 1.445,01 |
| FORD | s-max 2.0 tdc 140cv | 5 porte | 0,3003 | 1.351,36 |
| FORD | s-max 2.2 tdc 175cv | mod.2008 | 0,3102 | 1.395,73 |
| FORD | tourneo connect 1.8/16v tdc | 90cv lx corto | 0,2540 | 1.142,98 |
| FORD | transit 300 2.0 tdc | 125cv combi | 0,2963 | 1.333,50 |
| HONDA | accord 2.2/16v cdti 140cv | s.w. 5 porte | 0,2848 | 1.281,74 |
| HONDA | accord 2.2/16v cdti 140cv | berlina 4 porte | 0,2741 | 1.233,28 |
| HONDA | civic 1.7/16v 100cv | ctdi sport 30th a.3p | 0,2245 | 1.010,44 |
| HONDA | civic 1.7/16v ctdi | 100cv ls 3 porte | 0,2231 | 1.003,84 |
| HONDA | civic 1.7/16v ctdi | 100cv s 3 porte | 0,2180 | 981,05 |
| HONDA | civic 1.7/16v ctdi | 100cv es 5 porte | 0,2303 | 1.036,42 |
| HONDA | cr-v 2.2 i-ctdi 140cv | mod.2007 | 0,3016 | 1.357,07 |



AUTOVEICOLI A GASOLIO FUORI PRODUZIONE

| MARCA | MODELLO | SERIE | COSTO CHILOMETRICO A 15.000 KM | FRINGE BENEFIT ANNUALE |
|---------|----------------------------|----------------------|--------------------------------------|---------------------------|
| HONDA | cr-v 2.2/16v cdti | 140cv 4wd mod.2005 | 0,2896 | 1.303,14 |
| HUMMER | h1 6.5 v8 tds 197cv | 4wd wagon | 0,9883 | 4.447,23 |
| HUMMER | h1 alpha 6.6 v8 300cv tds | 4x4 wagon | 1,0698 | 4.814,00 |
| HYUNDAI | accent 1.5 crdi | 82cv 4 p. mod.2004 | 0,2105 | 947,18 |
| HYUNDAI | accent 1.5 crdi 110cv | 4 porte | 0,2011 | 904,97 |
| HYUNDAI | accent 1.5 crdi 110cv | 3 porte | 0,2109 | 948,89 |
| HYUNDAI | elantra 2.0 crdi 112cv | 4 porte mod.2004 | 0,2577 | 1.159,63 |
| HYUNDAI | getz 1.5 crdi | 82cv | 0,1973 | 887,86 |
| HYUNDAI | getz 1.5/16v crdi vgt | 88cv | 0,1983 | 892,25 |
| HYUNDAI | matrix 1.5 crdi 82cv | 5 p. mod.2004 | 0,2356 | 1.059,99 |
| HYUNDAI | matrix 1.5/16v crdi | 102cv | 0,2269 | 1.021,07 |
| HYUNDAI | santa fe 2.0 crdi | 4wd gls premium | 0,3216 | 1.447,25 |
| HYUNDAI | santa fe 2.0 crdi | 4wd gl plus | 0,3139 | 1.412,58 |
| HYUNDAI | santa fe 2.0 crdi | vgt 125cv mod.2005 | 0,3376 | 1.519,13 |
| HYUNDAI | santa fe 2.0 crdi | 112cv mod. 2005 | 0,3180 | 1.430,91 |
| HYUNDAI | santafe 2.2 crdi | 150cv | 0,3379 | 1.520,39 |
| HYUNDAI | santafe 2.2 crdi | 198cv | 0,3906 | 1.757,88 |
| HYUNDAI | terracan 2.9 crdi | 163cv | 0,3500 | 1.574,85 |
| HYUNDAI | trajet 2.0/16v crdi | 112cv mod.2004 | 0,2986 | 1.343,50 |
| HYUNDAI | tucson 2.0 crdi | 112cv | 0,3036 | 1.366,40 |
| HYUNDAI | tucson 2.0/16v 140cv | crdi | 0,3090 | 1.390,40 |
| ISUZU | trooper 3.0/16v tdi | 15 porte | 0,4150 | 1.867,59 |
| ISUZU | trooper 3.0/16v tdi | s 3 porte | 0,4119 | 1.853,76 |
| JAGUAR | s-type 2.7 d v6 207cv | berlina mod.2004 | 0,3741 | 1.683,65 |
| JAGUAR | s-type 2.7 d v6 207cv | berlina mod.2006 | 0,3788 | 1.704,65 |
| JAGUAR | xf 2.7 d v6 207cv | berlina | 0,4024 | 1.810,70 |
| JAGUAR | xj 2.7 d v6 207cv | berlina | 0,4922 | 2.214,91 |
| JAGUAR | x-type 2.0 d 131cv | berlina mod.2003 | 0,2944 | 1.324,61 |
| JAGUAR | x-type 2.0 d 131cv | executive 4 porte | 0,2925 | 1.316,40 |
| JAGUAR | x-type 2.0 d 131cv | sport 4 porte | 0,3001 | 1.350,26 |
| JAGUAR | x-type 2.0 d 131cv | s.w. mod.2004 | 0,2992 | 1.346,36 |
| JAGUAR | x-type 2.0 d 131cv | s.w. mod.2006 | 0,3055 | 1.374,56 |
| JAGUAR | x-type 2.0 dv 131cv | berlina mod.2006 | 0,2987 | 1.344,17 |
| JAGUAR | x-type 2.2 d 145cv | s.w. | 0,3223 | 1.450,50 |
| JAGUAR | x-type 2.2 d 145cv | berlina | 0,3091 | 1.390,82 |
| JAGUAR | x-type 2.2 d 155cv | s.w. | 0,3167 | 1.425,30 |
| JAGUAR | x-type 2.2 d 155cv | berlina | 0,3091 | 1.390,82 |
| JEEP | cherokee 2.8 crd | 163cv | 0,3896 | 1.753,09 |
| JEEP | gran cherokee 3.0 v6 crd | 218cv | 0,4497 | 2.023,48 |
| JEEP | grand cherokee 2.7 | crd laredo mod.2002 | 0,3927 | 1.767,16 |
| JEEP | grand cherokee 3.0 v6 | crd 218cv | 0,4427 | 1.992,13 |
| JEEP | patriot 2.0 crd | 140cv | 0,3101 | 1.395,24 |
| JEEP | wrangler 2.8 crd 177cv | 2 porte | 0,3796 | 1.708,31 |
| JEEP | wrangler unlimited 2.8 crd | 177cv 5 porte | 0,3970 | 1.786,64 |
| KIA | carens 2.0/16v crdi | 112cv mod.2002 | 0,2495 | 1.122,72 |
| KIA | carens 2.0/16v crdi | 140cv mod.2006 | 0,2401 | 1.080,31 |
| KIA | carnival 2.9 crdi lx | 16v 145cv 5 porte | 0,3093 | 1.391,85 |
| KIA | carnival 2.9/16v crdi | 145cv mod.2005 | 0,3064 | 1.378,61 |
| KIA | cerato 1.5/16v crdi | 102cv 5 porte | 0,2129 | 957,98 |
| KIA | magentis 2.0/16v crdi | 140cv belina | 0,2686 | 1.208,58 |
| KIA | picanto 1.1 crdi | 75cv | 0,1860 | 836,83 |
| KIA | picanto 1.1/12v crdi 75cv | mod. 2008 | 0,1848 | 831,79 |
| KIA | rio 1.5/16v crdi | 110cv | 0,2010 | 904,46 |
| KIA | sorento 2.5/140cv td | crdi 4wd ex top 5p. | 0,3366 | 1.514,74 |
| KIA | sorento 2.5/140cv td | crdi 4wd ex comf.5p. | 0,3293 | 1.481,74 |
| KIA | sorento 2.5/16v crdi | 140cv | 0,3238 | 1.456,98 |



AUTOVEICOLI A GASOLIO FUORI PRODUZIONE

| MARCA | MODELLO | SERIE | COSTO CHILOMETRICO A 15.000 KM | FRINGE BENEFIT ANNUALE |
|-----------|----------------------------|-----------------------|--------------------------------------|---------------------------|
| KIA | sorento 2.5/16v crdi | 4wd 170cv | 0,3539 | 1.592,52 |
| KIA | sportage 2.0/16v crdi | 112cv | 0,2918 | 1.313,17 |
| KIA | sportage 2.0/16v crdi vgt | 140cv | 0,3073 | 1.382,93 |
| LANCIA | lybra 1.9 jtd 116cv | business s.w. 5 p. | 0,2559 | 1.151,47 |
| LANCIA | lybra 1.9 jtd 116cv | lx berlina | 0,2613 | 1.175,70 |
| LANCIA | lybra 1.9 jtd 116cv | lx s.w. | 0,2663 | 1.198,27 |
| LANCIA | lybra 2.4 jtd 150cv | emblema 4p.berlina | 0,2839 | 1.277,36 |
| LANCIA | lybra 2.4 jtd 150cv | emblema 5p. s.w. | 0,2889 | 1.300,12 |
| LANCIA | lybra 2.4 jtd 150cv | lx berlina | 0,2809 | 1.263,92 |
| LANCIA | lybra 2.4 jtd 150cv | lx s.w. | 0,2859 | 1.286,68 |
| LANCIA | musa 1.3/16v mjt 90cv | 5 porte | 0,2238 | 1.006,97 |
| LANCIA | musa 1.3/16v multijet | 70cv 5 porte | 0,2196 | 988,19 |
| LANCIA | musa 1.6 mjt 120cv | mod.2008 | 0,2276 | 1.024,08 |
| LANCIA | musa 1.9 mtj 100cv | mod.2008 | 0,2284 | 1.027,75 |
| LANCIA | musa 1.9 multijet | 101cv 5 porte | 0,2321 | 1.044,60 |
| LANCIA | phedra 2.0 jtd 107cv | 5 porte | 0,3264 | 1.468,67 |
| LANCIA | phedra 2.2 jtd 128cv | emblema 5 porte | 0,3430 | 1.543,49 |
| LANCIA | phedra 2.2 jtd 128cv | excutive 5 porte | 0,3398 | 1.529,09 |
| LANCIA | thesis 2.4 jtd 150cv | excutive berlina 4p. | 0,3800 | 1.709,86 |
| LANCIA | thesis 2.4 jtd 150cv | emblema berlina 4p. | 0,3932 | 1.769,38 |
| LANCIA | thesis 2.4 jtd 20v 185cv | berlina | 0,4362 | 1.962,72 |
| LANCIA | thesis 2.4/20v jtd | 175cv emblema 4p c.a. | 0,4136 | 1.861,20 |
| LANCIA | thesis 2.4/20v jtd | 175cv execut.4p. c.a. | 0,4004 | 1.801,68 |
| LANCIA | thesis 2.4/20v jtd 175cv | executive berl. 4 p. | 0,3716 | 1.672,32 |
| LANCIA | ypsilon 1.3/16v 70cv | multijet argento 3p. | 0,1876 | 843,98 |
| LANCIA | ypsilon 1.3/16v 70cv | multijet 3 porte | 0,1831 | 823,96 |
| LANCIA | ypsilon 1.3/16v 70cv | multijet platino 3p. | 0,2043 | 919,35 |
| LANCIA | ypsilon 1.3/16v mjt | 105cv | 0,2153 | 969,02 |
| LANCIA | ypsilon 1.3/16v mjt 75cv | mod.2006 | 0,1988 | 894,57 |
| LANCIA | ypsilon 1.3/16v mjt 90cv | mod.2006 | 0,2129 | 958,01 |
| LANCIA | ypsilon 1.3/16v mjt 90cv | mod.2008 | 0,2049 | 922,12 |
| LANDROVER | defender 110 2.5 td5 s | 122cv s.w. | 0,3863 | 1.738,16 |
| LANDROVER | defender 110 2.5/122 | cv td5 hard-top s 3p | 0,3825 | 1.721,36 |
| LANDROVER | defender 90 2.5 td5 | 122cv s.w.s mod.2003 | 0,3675 | 1.653,84 |
| LANDROVER | defender 90 2.5 td5 | soft-top e 3p.mod.03 | 0,3567 | 1.605,14 |
| LANDROVER | discovery3 2.7 td v6 | 190cv | 0,4039 | 1.817,69 |
| LANDROVER | discovery4 2.7 tdv6 | 190cv | 0,4304 | 1.936,98 |
| LANDROVER | discovery4 3.0 tdv6 | 245cv | 0,4586 | 2.063,83 |
| LANDROVER | freelander 2.0 td4 | 109cv | 0,3294 | 1.482,35 |
| LANDROVER | freelander 2.0 td4 | 129cv | 0,3199 | 1.439,70 |
| LANDROVER | freelander 2.0/111cv | td4 hse 5p.sw mod.03 | 0,3367 | 1.515,37 |
| LANDROVER | freelander 2.0/111cv | td4 s 5p.s.w. mod.03 | 0,3087 | 1.389,22 |
| LANDROVER | freelander2 2.2/16v td4 | s.w. | 0,3238 | 1.456,92 |
| LANDROVER | range rover 3.0 td6 | 5 porte mod.2002 | 0,4936 | 2.220,98 |
| LANDROVER | range rover 3.0 td6 | 177cv | 0,4936 | 2.220,98 |
| LANDROVER | range rover 3.0 td6 | 208cv | 0,5161 | 2.322,63 |
| LANDROVER | range rover sport 2.7 | tdv6 190cv | 0,4685 | 2.108,37 |
| LANDROVER | range rover sport 3.0 tdv6 | 245cv | 0,4802 | 2.160,98 |
| LANDROVER | range rover sport 3.6 | tdv8 272cv | 0,5362 | 2.412,77 |
| LEXUS | is 220d 2.2/16v tdi 177cv | berlina | 0,3081 | 1.386,49 |
| MAHINDRA | bolero 2.0 td | 87cv | 0,3159 | 1.421,45 |
| MAZDA | 2 1.4/68cv td | cub 5 p. mod.03 | 0,2038 | 916,96 |
| MAZDA | 2 1.4 td 68cv | mod.2006 | 0,2100 | 945,00 |
| MAZDA | 2 1.4 td 68cv | mod.2008 | 0,1968 | 885,67 |
| MAZDA | 3 1.6/16v | 90cv | 0,2156 | 970,39 |
| MAZDA | 3 1.6/16v 109cv | mod. 2009 | 0,2339 | 1.052,73 |



AUTOVEICOLI A GASOLIO FUORI PRODUZIONE

| MARCA | MODELLO | SERIE | COSTO CHILOMETRICO A 15.000 KM | FRINGE BENEFIT ANNUALE |
|----------|-------------------------------|----------------------|--------------------------------------|---------------------------|
| MAZDA | 3 1.6/16v td | 110cv | 0,2236 | 1.006,21 |
| MAZDA | 3 2.0/16v td | 143cv | 0,2618 | 1.178,13 |
| MAZDA | 323 f 2.0/16v 101cv | tdi vgt active m.03 | 0,2283 | 1.027,13 |
| MAZDA | 5 2.0/16v cd 110cv | 5 porte | 0,2706 | 1.217,69 |
| MAZDA | 5 2.0/16v cd 143cv | 5 porte | 0,2861 | 1.287,57 |
| MAZDA | 6 2.0 cd 140cv | berlina mod.2008 | 0,2613 | 1.175,77 |
| MAZDA | 6 2.0 cd 140cv | s.w. mod.2008 | 0,2649 | 1.191,87 |
| MAZDA | 6 2.0/16v cd 120cv | s.w. | 0,2626 | 1.181,86 |
| MAZDA | 6 2.0/16v cd 120cv | berlina 4 p. | 0,2578 | 1.159,95 |
| MAZDA | 6 2.0/16v cd 121cv | berlina | 0,2585 | 1.163,42 |
| MAZDA | 6 2.0/16v cd 121cv | s.w. | 0,2663 | 1.198,54 |
| MAZDA | 6 2.0/16v cd 136cv | l.& b. berlina 4p. | 0,2695 | 1.212,84 |
| MAZDA | 6 2.0/16v cd 136cv | l.& b. s.w. | 0,2705 | 1.217,34 |
| MAZDA | 6 2.0/16v cd 136cv | berlina 5 p. | 0,2690 | 1.210,67 |
| MAZDA | 6 2.0/16v cd 143cv | s.w. | 0,2734 | 1.230,19 |
| MAZDA | 6 2.0/16v cd 143cv | berlina | 0,2684 | 1.207,61 |
| MAZDA | 6 2.2 cd 163cv | berlina | 0,2738 | 1.232,04 |
| MAZDA | 6 2.2 cd 163cv | s.w. | 0,2774 | 1.248,14 |
| MAZDA | 6 2.2 cd 185cv | berlina | 0,2870 | 1.291,70 |
| MAZDA | 6 2.2 cd 185cv | s.w. | 0,2874 | 1.293,52 |
| MAZDA | mpv 2.0 td-cd 136cv | 5 porte | 0,2832 | 1.274,62 |
| MAZDA | premacv 2.0/16v tdi 101cv | 5 porte m.2002 | 0,2519 | 1.133,34 |
| MERCEDES | a 160 cdi 2.0 82cv | coupé | 0,2558 | 1.151,12 |
| MERCEDES | a 160 cdi 2.0 82cv | 5 porte | 0,2517 | 1.132,71 |
| MERCEDES | a 180 cdi 2.0 109cv | coupé | 0,2587 | 1.164,08 |
| MERCEDES | a 180 cdi 2.0 109cv | 5 porte | 0,2546 | 1.145,67 |
| MERCEDES | a 200 cdi 2.0 140cv | 5 porte | 0,2783 | 1.252,17 |
| MERCEDES | a 200 cdi 2.0 140cv | coupé | 0,2770 | 1.246,65 |
| MERCEDES | b 180 cd 109cv | euro 4 | 0,2523 | 1.135,44 |
| MERCEDES | b 180 cdi | 109cv | 0,2718 | 1.223,32 |
| MERCEDES | b 200 cdi | 140cv | 0,2795 | 1.257,64 |
| MERCEDES | b 200 cdi 2.0/16v | 140cv | 0,2786 | 1.253,64 |
| MERCEDES | c 200 cdi 122cv | sportcoupé mod.2004 | 0,3058 | 1.375,92 |
| MERCEDES | c 200 cdi 122cv | s.w. mod.2004 | 0,3146 | 1.415,74 |
| MERCEDES | c 200 cdi 136cv | berlina mod.2007 | 0,3116 | 1.402,42 |
| MERCEDES | c 200 cdi 136cv | s.w. | 0,3234 | 1.455,30 |
| MERCEDES | c 200 cdi 2.2 | 136cv | 0,3118 | 1.402,94 |
| MERCEDES | c 200 cdi 2.2 | 136cv sw | 0,3214 | 1.446,09 |
| MERCEDES | c 200 cdi 2.2 blue efficiency | 136cv euro 5 | 0,3025 | 1.361,21 |
| MERCEDES | c 220 cdi 150cv | berlina mod.2004 | 0,3103 | 1.396,17 |
| MERCEDES | c 220 cdi 150cv | s.w. mod.2004 | 0,3245 | 1.460,30 |
| MERCEDES | c 220 cdi 150cv | sportcoupé mod.2004 | 0,3163 | 1.423,35 |
| MERCEDES | c 220 cdi 170cv | berlina mod. 2007 | 0,3206 | 1.442,56 |
| MERCEDES | c 220 cdi 170cv | s.w. | 0,3271 | 1.472,16 |
| MERCEDES | c 220 cdi 2.2 blue efficiency | 170cv euro 5 | 0,2938 | 1.321,92 |
| MERCEDES | c 220 cdi 2.2 blue efficiency | 170cv euro 5 sw | 0,2982 | 1.342,10 |
| MERCEDES | c 250 cdi 2.2 blue efficiency | 204cv euro 5 | 0,3195 | 1.437,70 |
| MERCEDES | c 250 cdi 2.2 blue efficiency | 204cv euro 5 sw | 0,3211 | 1.445,15 |
| MERCEDES | c 270 cdi 170cv | berlina mod.2004 | 0,3333 | 1.499,87 |
| MERCEDES | c 270 cdi 170cv | s.w. mod.2004 | 0,3434 | 1.545,30 |
| MERCEDES | c 30 cdi amg 231cv | s.w. mod.2004 | 0,4071 | 1.831,94 |
| MERCEDES | c 30 cdi amg 231cv | sportcoupé mod. 2004 | 0,3826 | 1.721,57 |
| MERCEDES | c 30 cdi amg 231cv | berlina mod.2004 | 0,3961 | 1.782,41 |
| MERCEDES | c 320 cdi v6 224cv | s.w. mod.2008 | 0,3820 | 1.719,19 |
| MERCEDES | c 320 cdi v6 224cv | berlina mod.2005 | 0,3484 | 1.567,72 |
| MERCEDES | c 320 cdi v6 224cv | s.w. mod.2005 | 0,3543 | 1.594,29 |




AUTOVEICOLI A GASOLIO FUORI PRODUZIONE

| MARCA | MODELLO | SERIE | COSTO CHILOMETRICO A 15.000 KM | FRINGE BENEFIT ANNUALE |
|----------|----------------------------------|------------------------|--------------------------------------|---------------------------|
| MERCEDES | c 320 cdi v6 224cv | berlina mod.2007 | 0,3691 | 1.661,11 |
| MERCEDES | c 320 cdi v6 224cv | 4matic s.w. | 0,4040 | 1.818,20 |
| MERCEDES | c 320 cdi v6 224cv | 4matic berlina | 0,3975 | 1.788,82 |
| MERCEDES | c 350 cdi 3.0 4matic | 224cv | 0,3967 | 1.785,23 |
| MERCEDES | c 350 cdi 3.0 4matic | 224cv sw | 0,4017 | 1.807,80 |
| MERCEDES | c 350 cdi 3.0 v6 | 224cv | 0,3710 | 1.669,71 |
| MERCEDES | c 350 cdi 3.0 v6 | 224cv sw | 0,3843 | 1.729,13 |
| MERCEDES | clk 220 cdi | 150cv coupé | 0,3564 | 1.603,90 |
| MERCEDES | clk 270 cdi v5 170cv | elegance coupé | 0,3691 | 1.661,02 |
| MERCEDES | clk 320 cdi v6 | 224cv cabrio | 0,4100 | 1.845,21 |
| MERCEDES | clk 320 cdi v6 | 224cv coupé | 0,3885 | 1.748,39 |
| MERCEDES | cls 320 cdi v6 | 224cv coupé | 0,4708 | 2.118,46 |
| MERCEDES | cls 350 3.0 v6 | 224cv | 0,4567 | 2.054,95 |
| MERCEDES | e 200 cdi 122cv | berlina mod.2005 | 0,3249 | 1.462,15 |
| MERCEDES | e 200 cdi 136cv | berlina mod.2006 | 0,3445 | 1.550,03 |
| MERCEDES | e 200 cdi 136cv | s.w. | 0,3689 | 1.659,97 |
| MERCEDES | e 200 cdi blue efficiency | 136cv berlina euro5 | 0,3282 | 1.477,08 |
| MERCEDES | e 220 cdi 150cv | elegance s.w. | 0,3633 | 1.634,70 |
| MERCEDES | e 220 cdi 150cv | elegance | 0,3341 | 1.503,37 |
| MERCEDES | e 220 cdi 150cv | berlina mod.2005 | 0,3339 | 1.502,42 |
| MERCEDES | e 220 cdi 150cv | s.w. mod.2005 | 0,3599 | 1.619,63 |
| MERCEDES | e 220 cdi 170cv | berlina mod.2006 | 0,3599 | 1.619,73 |
| MERCEDES | e 220 cdi 170cv | s.w. mod.2006 | 0,3790 | 1.705,57 |
| MERCEDES | e 220 cdi blue efficiency | 170cv s.w. euro5 | 0,3515 | 1.581,72 |
| MERCEDES | e 220 cdi blue efficiency | 170cv berlina euro 5 | 0,3502 | 1.575,71 |
| MERCEDES | e 250 cdi blue efficiency | 204cv s.w. euro 5 | 0,3743 | 1.684,15 |
| MERCEDES | e 250 cdi blue efficiency | 204cv berlina euro 5 | 0,3651 | 1.642,77 |
| MERCEDES | e 270 cdi 177cv | elegance | 0,3554 | 1.599,52 |
| MERCEDES | e 270 cdi 177cv | s.w. mod.2005 | 0,3785 | 1.703,24 |
| MERCEDES | e 270 cdi 177cv | berlina mod.2005 | 0,3627 | 1.632,00 |
| MERCEDES | e 270 cdi 177cv | elegance s.w. | 0,3797 | 1.708,84 |
| MERCEDES | e 280 cdi 177cv | s.w. mod.2005 | 0,3972 | 1.787,38 |
| MERCEDES | e 280 cdi 177cv | berlina mod.2005 | 0,3847 | 1.731,02 |
| MERCEDES | e 280 cdi v6 | berlina 190cv mod.2005 | 0,3711 | 1.669,73 |
| MERCEDES | e 280 cdi v6 | berlina 177cv mod.2004 | 0,3815 | 1.716,81 |
| MERCEDES | e 280 cdi v6 | s.w. 177cv mod.2004 | 0,3940 | 1.773,17 |
| MERCEDES | e 280 cdi v6 190cv | s.w. mod.2005 | 0,3843 | 1.729,49 |
| MERCEDES | e 280 cdi v6 190cv | berlina mod.2006 | 0,3874 | 1.743,09 |
| MERCEDES | e 280 cdi v6 190cv | s.w. mod.2006 | 0,4016 | 1.807,38 |
| MERCEDES | e 280 cdi v6 190cv 4matic | berlina mod.2006 | 0,4151 | 1.868,08 |
| MERCEDES | e 280 cdi v6 190cv 4matic | s.w. mod.2006 | 0,4312 | 1.940,56 |
| MERCEDES | e 300 bluetec v6 211cv | berlina | 0,4221 | 1.899,23 |
| MERCEDES | e 320 cdi 204cv | s.w. mod.2005 | 0,3986 | 1.793,90 |
| MERCEDES | e 320 cdi 204cv | berlina mod.2005 | 0,3845 | 1.730,04 |
| MERCEDES | e 320 cdi 204cv v6 | elegance s.w. | 0,4039 | 1.817,69 |
| MERCEDES | e 320 cdi v6 204cv | elegance | 0,3888 | 1.749,79 |
| MERCEDES | e 320 cdi v6 224cv | s.w. mod.2005 | 0,4099 | 1.844,57 |
| MERCEDES | e 320 cdi v6 224cv | berlina mod.2005 | 0,3974 | 1.788,21 |
| MERCEDES | e 320 cdi v6 224cv | berlina mod.2006 | 0,4207 | 1.893,16 |
| MERCEDES | e 320 cdi v6 224cv | s.w. mod. 2006 | 0,4341 | 1.953,36 |
| MERCEDES | e 320 cdi v6 224cv 4matic | berlina mod. 2006 | 0,4339 | 1.952,41 |
| MERCEDES | e 320 cdi v6 224cv 4matic | s.w. mod. 2006 | 0,4513 | 2.030,65 |
| MERCEDES | e 350 cdi blue efficiency | 231cv s.w. euro 5 | 0,4135 | 1.860,96 |
| MERCEDES | e 350 cdi blue efficiency | 231cv berlina euro 5 | 0,4047 | 1.821,09 |
| MERCEDES | e 350 cdi blue efficiency 4matic | 231cv berlina euro5 | 0,4263 | 1.918,15 |
| MERCEDES | e 350 v6 blue tec | 211cv berlina euro5 | 0,4148 | 1.866,51 |



AUTOVEICOLI A GASOLIO FUORI PRODUZIONE

| MARCA | MODELLO | SERIE | COSTO CHILOMETRICO A 15.000 KM | FRINGE BENEFIT ANNUALE |
|------------|----------------------------|----------------------|--------------------------------------|---------------------------|
| MERCEDES | e 400 cdi 260cv | berlina mod.2005 | 0,4982 | 2.241,74 |
| MERCEDES | e 400 cdi v8 260cv | elegance berlina | 0,4890 | 2.200,59 |
| MERCEDES | e 420 cdi v8 314cv | berlina mod.2006 | 0,5023 | 2.260,48 |
| MERCEDES | g 270 cdi v5 156cv | 3 porte | 0,4604 | 2.071,66 |
| MERCEDES | g 270 cdi v5 156cv | 5 porte | 0,4732 | 2.129,51 |
| MERCEDES | g 320 cdi 224cv | 5 porte | 0,5463 | 2.458,43 |
| MERCEDES | g 320 cdi 224cv | cabrio | 0,5492 | 2.471,39 |
| MERCEDES | g 320 cdi 224cv | 3 porte | 0,5329 | 2.397,95 |
| MERCEDES | g 400 cdi v8 250cv | cabrio 2 porte | 0,5967 | 2.685,08 |
| MERCEDES | g 400 cdi v8 250cv | 5 porte | 0,6176 | 2.779,13 |
| MERCEDES | g 400 cdi v8 250cv | 3 porte | 0,6047 | 2.720,93 |
| MERCEDES | gl 320 cdi v6 224cv | 5 porte | 0,5161 | 2.322,59 |
| MERCEDES | gl 420 cdi v8 306cv | 5 porte | 0,6220 | 2.799,00 |
| MERCEDES | glk 220 cdi 4matic | 170cv | 0,3578 | 1.610,07 |
| MERCEDES | glk 320 cdi 4matic | 224cv | 0,4115 | 1.851,64 |
| MERCEDES | ml 270 cdi | mod.2002 | 0,4139 | 1.862,48 |
| MERCEDES | ml 280 cdi v6 | 190cv | 0,4581 | 2.061,28 |
| MERCEDES | ml 300 cdi blue efficiency | 190cv | 0,4562 | 2.053,06 |
| MERCEDES | ml 320 cdi v6 | 224cv | 0,4645 | 2.090,08 |
| MERCEDES | ml 350 bluetec 211cv | euro 5 | 0,4534 | 2.040,19 |
| MERCEDES | ml 350 cdi v6 | 224cv | 0,4669 | 2.100,98 |
| MERCEDES | ml 400 cdi | se leather | 0,5048 | 2.271,38 |
| MERCEDES | ml 420 cdi v8 | 306cv | 0,5556 | 2.500,13 |
| MERCEDES | ml 450 cdi v8 | 306cv | 0,5601 | 2.520,55 |
| MERCEDES | r 280 cdi v6 | 190cv mod.2005 | 0,4532 | 2.039,27 |
| MERCEDES | r 280 v6 190cv | mod.2007 | 0,4440 | 1.998,13 |
| MERCEDES | r 300 cdi | 190cv | 0,4324 | 1.945,98 |
| MERCEDES | r 300 cdi 4matic | 190cv | 0,4598 | 2.069,27 |
| MERCEDES | r 320 cdi v6 | 224cv mod.2005 | 0,4694 | 2.112,29 |
| MERCEDES | r 320 v6 224cv | mod.2007 | 0,4695 | 2.112,58 |
| MERCEDES | r 350 cdi 4matic | 224cv | 0,4715 | 2.121,83 |
| MERCEDES | s 320 cdi 204cv v6 | berlina 4 porte | 0,4568 | 2.055,50 |
| MERCEDES | s 320 cdi v6 235cv | 4matic | 0,5358 | 2.411,10 |
| MERCEDES | s 320 cdi v6 235cv | berlina | 0,5278 | 2.374,97 |
| MERCEDES | s 350 cdi v6 | 235cv | 0,5069 | 2.280,98 |
| MERCEDES | s 350 cdi v6 4matic | 235cv | 0,5235 | 2.355,71 |
| MERCEDES | s 400/250cv v8 cdi | lunga 4 porte | 0,5643 | 2.539,57 |
| MERCEDES | s 400/250cv v8 cdi | berlina 4 porte | 0,5530 | 2.488,45 |
| MERCEDES | s 420 cdi v8 320cv | berlina | 0,5933 | 2.669,96 |
| MERCEDES | s 450 cdi v8 | 320cv | 0,6017 | 2.707,66 |
| MG | zr 115 2.0 td | 5 porte | 0,2371 | 1.067,03 |
| MG | zr 115 2.0 td | 3 porte | 0,2350 | 1.057,43 |
| MG | zt 2.0 cdti 131cv | berlina 4 porte | 0,2782 | 1.251,79 |
| MG | zt 2.0 cdti tourer 131cv | s.w. 5 porte | 0,2820 | 1.269,07 |
| MINI | nuova mini One 1.4 d | 75cv de luxe 3 porte | 0,2201 | 990,56 |
| MINI | nuova mini cooper d 1.6 | 110cv mod.2007 | 0,2108 | 948,60 |
| MINI | nuova mini one 1.4 d | 75cv 3 porte | 0,2168 | 975,44 |
| MINI | nuova mini one d 1.4 88cv | 3 porte | 0,2178 | 979,89 |
| MINI | nuova mini one d 1.4 88cv | 3 porte | 0,2178 | 979,89 |
| MINI | nuova mini one d 1.4 88cv | 3 porte | 0,2178 | 979,89 |
| MINI | nuova mini one d 1.4 88cv | 3 porte | 0,2178 | 979,89 |
| MINI | nuova mini one d 1.4 88cv | 3 porte | 0,2178 | 979,89 |
| MITSUBISHI | outlander 2.0/16v di-d | 140cv | 0,2990 | 1.345,40 |
| MITSUBISHI | pajero 2.5 tdi | 115cv 3 p. mod.2005 | 0,3857 | 1.735,86 |
| MITSUBISHI | pajero 2.5/115cv tdi | glx 3 porte mod.2003 | 0,3661 | 1.647,23 |
| MITSUBISHI | pajero 3.2/16v di-d | 160cv 5 p. mod. 2005 | 0,3974 | 1.788,16 |
| MITSUBISHI | pajero 3.2/16v 160cv | di-d glx 3p.mod.2003 | 0,3810 | 1.714,36 |
| MITSUBISHI | pajero 3.2/16v di-d | glx 5p.s.w.mod.2003 | 0,3906 | 1.757,56 |
| MITSUBISHI | pajero 3.2/16v di-d | 160cv 3 p. mod.2006 | 0,3689 | 1.659,93 |
| MITSUBISHI | pajero 3.2/16v di-d a/t | 160cv 5 p. mo.2006 | 0,4166 | 1.874,67 |




AUTOVEICOLI A GASOLIO FUORI PRODUZIONE

| MARCA | MODELLO | SERIE | COSTO CHILOMETRICO A 15.000 KM | FRINGE BENEFIT ANNUALE |
|------------|------------------------|----------------------|--------------------------------------|---------------------------|
| MITSUBISHI | pajero sport 2.5 tdi | 115cv gls target 5p. | 0,4118 | 1.852,89 |
| MITSUBISHI | pajero sport 2.5 tdi | 115cv 5p. mod.2005 | 0,3581 | 1.611,62 |
| MITSUBISHI | space star 1.9 di-d | 102cv mod.2004 | 0,2307 | 1.038,19 |
| MITSUBISHI | space star 1.9 di-d hp | 115cv mod.2004 | 0,2360 | 1.062,19 |
| NISSAN | almera 1.5/82cv dci | visia 3 porte | 0,2113 | 950,64 |
| NISSAN | almera 1.5/82cv dci | visia 5 porte | 0,2129 | 957,84 |
| NISSAN | almera 2.2 dci 136cv | acenta 3 porte | 0,2374 | 1.068,21 |
| NISSAN | almera 2.2 dci 136cv | acenta 5 porte | 0,2387 | 1.074,20 |
| NISSAN | almera 2.2 dci 136cv | tekna plus 5p. | 0,2504 | 1.126,94 |
| NISSAN | almera tino 2.2 dci | 112cv visia 5 porte | 0,2523 | 1.135,54 |
| NISSAN | almera tino 2.2 dci | 136cv acenta 5 porte | 0,2597 | 1.168,55 |
| NISSAN | micra 1.5 dci 65cv | acenta 5 porte | 0,2024 | 910,80 |
| NISSAN | micra 1.5 dci 65cv | acenta 3 porte | 0,2006 | 902,88 |
| NISSAN | micra 1.5 dci 82cv | acenta 5 porte | 0,2034 | 915,43 |
| NISSAN | micra 1.5 dci 82cv | tekna 3 porte | 0,2001 | 900,35 |
| NISSAN | note 1.5 dci 68cv | 5 porte | 0,2171 | 976,98 |
| NISSAN | note 1.5 dci 86cv | 5 porte | 0,2174 | 978,15 |
| NISSAN | pathfinder 2.5 dci | 174cv | 0,3959 | 1.781,37 |
| NISSAN | pathfinder 2.5 dci | 171cv | 0,4233 | 1.904,69 |
| NISSAN | patrol 3.0 td di | 160cv 5 porte | 0,4332 | 1.949,21 |
| NISSAN | patrol 3.0 td di | 160cv 3 porte | 0,4236 | 1.906,01 |
| NISSAN | primera 1.9 dci 120cv | tekna s.w. | 0,2763 | 1.243,31 |
| NISSAN | primera 1.9 dci 120cv | tekna 4 porte | 0,2736 | 1.231,31 |
| NISSAN | primera 1.9 dci 120cv | tekna 5 porte | 0,2744 | 1.234,91 |
| NISSAN | primera 2.2 dci 139cv | tekna 4porte | 0,2869 | 1.290,87 |
| NISSAN | primera 2.2 dci 139cv | tekna 5 porte | 0,2877 | 1.294,47 |
| NISSAN | primera 2.2 dci 139cv | tekna s.w. | 0,2895 | 1.302,87 |
| NISSAN | super terrano 3.0 | dit wagon 5 porte | 0,3639 | 1.637,41 |
| NISSAN | super terrano 3.0 | dit hard top 3 porte | 0,3549 | 1.597,08 |
| NISSAN | terrano 2.7 tdi 125cv | wagon 5 porte | 0,3636 | 1.636,20 |
| NISSAN | terrano 2.7 tdi 125cv | hard top 3 porte | 0,3721 | 1.674,28 |
| NISSAN | terrano 3.0 dit 154cv | 3 porte | 0,3690 | 1.660,53 |
| NISSAN | x-trail 2.2 dci 136cv | mod.2004 | 0,3011 | 1.354,95 |
| OPEL | agila 1.3/16v cdti | 70cv club mod.2004 | 0,1977 | 889,67 |
| OPEL | antara 2.0/16v ctdi | 150cv | 0,3406 | 1.532,68 |
| OPEL | astra 1.3/16v cdti | 90cv s.w. | 0,2317 | 1.042,56 |
| OPEL | astra 1.3/16v cdti | 90cv 5 porte | 0,2294 | 1.032,48 |
| OPEL | astra 1.7/16v cdti | 101cv 5p. mod.2005 | 0,2243 | 1.009,32 |
| OPEL | astra 1.7/16v cdti | 110cv 5 porte | 0,2315 | 1.041,79 |
| OPEL | astra 1.7/16v cdti | 110 cv sw | 0,2352 | 1.058,38 |
| OPEL | astra 1.7/16v cdti | 125cv s.w. | 0,2417 | 1.087,57 |
| OPEL | astra 1.7/16v cdti | 80cv 5 p.2004 | 0,2077 | 934,58 |
| OPEL | astra 1.7/16v cdti | 80cv s.w. mod.2004 | 0,2094 | 942,38 |
| OPEL | astra 1.7/16v cdti | 101cv s.w. mod.2005 | 0,2262 | 1.017,72 |
| OPEL | astra 1.7/16v cdti | 125cv 5 porte | 0,2380 | 1.070,99 |
| OPEL | astra 1.9 cdti | 120cv 5 p. mod.2005 | 0,2599 | 1.169,63 |
| OPEL | astra 1.9 cdti | 120cv s.w. mod.2005 | 0,2636 | 1.186,22 |
| OPEL | astra 1.9 cdti 120cv | sw cambio aut | 0,2853 | 1.283,64 |
| OPEL | astra 1.9 cdti 120cv | 5 porte cambio aut. | 0,2812 | 1.265,41 |
| OPEL | astra 1.9/16v cdti | 150cv s.w. mod.2005 | 0,2661 | 1.197,62 |
| OPEL | astra 1.9/16v cdti | 150cv 5 p. mod.2005 | 0,2652 | 1.193,31 |
| OPEL | astra 2.0 cdti 160cv | cosmo s | 0,2585 | 1.163,12 |
| OPEL | astra cabrio 2.2/16v | 125cv dti | 0,2801 | 1.260,41 |
| OPEL | astra coupé 2.2/16v | dti 125cv | 0,2702 | 1.215,71 |
| OPEL | astra gtc 1.3/16v cdti | 90cv 3 porte | 0,2322 | 1.044,83 |
| OPEL | astra gtc 1.7/16v cdti | 101cv 3 porte | 0,2311 | 1.039,94 |



AUTOVEICOLI A GASOLIO FUORI PRODUZIONE

| MARCA | MODELLO | SERIE | COSTO CHILOMETRICO A 15.000 KM | FRINGE BENEFIT ANNUALE |
|---------|---------------------------|----------------------|--------------------------------------|---------------------------|
| OPEL | astra gtc 1.7/16v cdti | 125cv 3 porte | 0,2380 | 1.070,99 |
| OPEL | astra gtc 1.7/16v cdti | 110cv 3 porte | 0,2333 | 1.049,98 |
| OPEL | astra gtc 1.9 cdti | 120cv 3 porte | 0,2599 | 1.169,63 |
| OPEL | astra gtc 1.9 cdti 120cv | 3 porte cambio aut. | 0,2794 | 1.257,22 |
| OPEL | astra gtc 1.9/16v cdti | 150cv 3 porte | 0,2644 | 1.189,85 |
| OPEL | combo 1.3 cdti | 70cv tour | 0,2118 | 953,27 |
| OPEL | combo 1.7/16v dti | 75cv tour 4 porte | 0,2152 | 968,40 |
| OPEL | combo 1.7/65cv di | tour 4 porte | 0,2123 | 955,13 |
| OPEL | corsa 1.3/16v cdti 70cv | 5 porte | 0,1934 | 870,37 |
| OPEL | corsa 1.3/16v cdti 70cv | 3 porte | 0,1902 | 855,83 |
| OPEL | corsa 1.3/16v cdti 75cv | mod.2007 | 0,2064 | 928,89 |
| OPEL | corsa 1.3/16v cdti 90cv | mod.2007 | 0,2138 | 962,18 |
| OPEL | corsa 1.7/16v cdti | 125cv mod.2007 | 0,2302 | 1.035,82 |
| OPEL | corsa 1.7/16v cdti 101cv | 3 porte | 0,2011 | 905,11 |
| OPEL | corsa 1.7/16v cdti 101cv | 5 porte | 0,2025 | 911,35 |
| OPEL | frontera 2.2/16v dti | 120cv wagon olym.5p. | 0,3438 | 1.546,94 |
| OPEL | frontera 2.2/16v dti | 120cv sport olym.3p. | 0,3322 | 1.494,92 |
| OPEL | meriva 1.3/16v cdti 70cv | 5 porte | 0,2163 | 973,48 |
| OPEL | meriva 1.3/16v cdti 75cv | 5 porte | 0,2271 | 1.021,95 |
| OPEL | meriva 1.7/16v cdti 101cv | 5 porte | 0,2312 | 1.040,40 |
| OPEL | meriva 1.7/16v cdti 125cv | 5 porte | 0,2372 | 1.067,57 |
| OPEL | meriva 1.7/16v dti | 75cv cosmo 5 porte | 0,2219 | 998,58 |
| OPEL | meriva 1.7/16v dti | 75cv enjoy 5 porte | 0,2196 | 988,38 |
| OPEL | signum 1.9 cdti | 120cv berlina 5p. | 0,2989 | 1.344,95 |
| OPEL | signum 1.9/16v cdti | 150cv berlina 5p. | 0,3047 | 1.371,14 |
| OPEL | signum 2.0/16v dti | 101cv berlina 5p. | 0,2817 | 1.267,83 |
| OPEL | signum 2.2/16v dti | 125cv berlina 5p. | 0,2951 | 1.327,86 |
| OPEL | signum 3.0 v6 cdti 184cv | berlina | 0,3425 | 1.541,35 |
| OPEL | signum 3.0/24v v6 cdti | 177cv berlina 5p. | 0,3322 | 1.494,96 |
| OPEL | vectra 3.0 v6 cdti | 177cv 5 porte | 0,3309 | 1.488,99 |
| OPEL | vectra 1.9 cdti | 120cv 5 porte | 0,2745 | 1.235,43 |
| OPEL | vectra 1.9 cdti | 120cv s.w. | 0,2840 | 1.277,96 |
| OPEL | vectra 1.9 cdti | 120cv 4 porte | 0,2777 | 1.249,60 |
| OPEL | vectra 1.9/16v cdti | 150cv 5 porte | 0,2819 | 1.268,44 |
| OPEL | vectra 1.9/16v cdti | 150cv 4 porte | 0,2835 | 1.275,78 |
| OPEL | vectra 1.9/16v cdti | 150cv s.w. | 0,2880 | 1.295,96 |
| OPEL | vectra 2.0/16v dti | 101cv conf.4p.mod.02 | 0,2566 | 1.154,51 |
| OPEL | vectra 2.0/16v dti | 101cv eleg.4p.mod.02 | 0,2613 | 1.175,88 |
| OPEL | vectra 2.0/16v dti | 101cv s.w. | 0,2654 | 1.194,09 |
| OPEL | vectra 2.2/16v 125cv | dti eleg.4p.mod.2002 | 0,2837 | 1.276,68 |
| OPEL | vectra 2.2/16v 125cv | dti gts elegance 5p. | 0,2871 | 1.291,92 |
| OPEL | vectra 2.2/16v 125cv | dti conf.4p.mod.2002 | 0,2794 | 1.257,12 |
| OPEL | vectra 2.2/16v 125cv | dti gts sport 5 p. | 0,2844 | 1.279,92 |
| OPEL | vectra 2.2/16v dti | 125cv s.w. | 0,3004 | 1.351,67 |
| OPEL | vectra 3.0 v6 184cv | s.w. | 0,3442 | 1.549,03 |
| OPEL | vectra 3.0 v6 cdti | 177cv s.w. | 0,3362 | 1.512,76 |
| OPEL | vivaro 1.9 cdti | 100cv | 0,3157 | 1.420,83 |
| OPEL | zafira 1.9 cdti | 101cv mod.2005 | 0,2656 | 1.195,01 |
| OPEL | zafira 1.9 cdti | 120cv mod.2005 | 0,2725 | 1.226,21 |
| OPEL | zafira 1.9/16v cdti | 150cv mod.2005 | 0,2867 | 1.290,20 |
| OPEL | zafira 2.0/16v dti | 101cv elegance | 0,2683 | 1.207,52 |
| OPEL | zafira 2.2/16v dti | 125cv elegance | 0,2767 | 1.245,19 |
| PEUGEOT | 1007 1.4 hdi | 68cv | 0,2154 | 969,31 |
| PEUGEOT | 1007 1.6/16v hdi | 109cv | 0,2233 | 1.005,03 |
| PEUGEOT | 107 1.4 hdi | 54cv | 0,1789 | 804,96 |
| PEUGEOT | 206 1.4 hdi 68cv | s.w. mod.2003 | 0,2077 | 934,75 |




AUTOVEICOLI A GASOLIO FUORI PRODUZIONE

| MARCA | MODELLO | SERIE | COSTO CHILOMETRICO A 15.000 KM | FRINGE BENEFIT ANNUALE |
|---------|-----------------------|---------------------|--------------------------------------|---------------------------|
| PEUGEOT | 206 1.4 hdi 68cv | 3 porte mod.2003 | 0,1987 | 894,12 |
| PEUGEOT | 206 1.4 hdi 68cv | 5 porte mod.2003 | 0,1977 | 889,77 |
| PEUGEOT | 206 1.6/16v hdi | coupé-cabriolet | 0,2277 | 1.024,49 |
| PEUGEOT | 206 1.6/16v hdi 110cv | berlina | 0,2012 | 905,19 |
| PEUGEOT | 206 1.6/16v hdi 110cv | s.w. | 0,2165 | 974,30 |
| PEUGEOT | 206 2.0 hdi 90cv | xs s.w. mod.2003 | 0,2214 | 996,51 |
| PEUGEOT | 206 plus 1.4 hdi 70cv | mod.2009 | 0,1927 | 867,31 |
| PEUGEOT | 207 1.4 hdi 68cv | berlina | 0,2052 | 923,36 |
| PEUGEOT | 207 1.6/16v hdi 110cv | berlina | 0,2281 | 1.026,40 |
| PEUGEOT | 207 1.6/16v hdi 110cv | s.w. | 0,2360 | 1.061,97 |
| PEUGEOT | 207 1.6/16v hdi 90cv | s.w. | 0,2174 | 978,12 |
| PEUGEOT | 3008 2.0 hdi 163cv | euro5 | 0,2854 | 1.284,32 |
| PEUGEOT | 307 1.4 hdi | 70cv 3 porte | 0,2081 | 936,40 |
| PEUGEOT | 307 1.4 hdi | 70cv 5 porte | 0,2092 | 941,44 |
| PEUGEOT | 307 1.4 hdi | 70cv s.w. | 0,2145 | 965,08 |
| PEUGEOT | 307 1.6/16v hdi 110cv | fap 3 porte | 0,2304 | 1.036,62 |
| PEUGEOT | 307 1.6/16v hdi 110cv | fap station | 0,2352 | 1.058,60 |
| PEUGEOT | 307 1.6/16v hdi 110cv | fap s.w. | 0,2366 | 1.064,61 |
| PEUGEOT | 307 1.6/16v hdi 110cv | fap 5 porte | 0,2317 | 1.042,61 |
| PEUGEOT | 307 1.6/16v hdi 90cv | station | 0,2248 | 1.011,71 |
| PEUGEOT | 307 1.6/16v hdi 90cv | berlina | 0,2199 | 989,72 |
| PEUGEOT | 307 1.6/16v hdi 90cv | s.w. | 0,2280 | 1.025,90 |
| PEUGEOT | 307 2.0 hdi 110cv | xsi fap 3 porte | 0,2390 | 1.075,50 |
| PEUGEOT | 307 2.0 hdi 110cv | xsi fap 5 porte | 0,2399 | 1.079,70 |
| PEUGEOT | 307 2.0 hdi 110cv | xt fap 5 porte | 0,2313 | 1.040,74 |
| PEUGEOT | 307 2.0 hdi 90cv | s.w. | 0,2396 | 1.078,09 |
| PEUGEOT | 307 2.0 hdi 90cv | station xs 5p.s.w. | 0,2339 | 1.052,53 |
| PEUGEOT | 307 2.0 hdi 90cv | xt 5 porte | 0,2274 | 1.023,34 |
| PEUGEOT | 307 2.0 hdi 90cv | xs 5 porte | 0,2274 | 1.023,34 |
| PEUGEOT | 307 2.0 hdi 90cv | xs 3 porte | 0,2278 | 1.024,97 |
| PEUGEOT | 307 2.0 hdi 90cv | station s s.w. | 0,2317 | 1.042,70 |
| PEUGEOT | 307 2.0/16v hdi 136cv | fap 5 porte | 0,2526 | 1.136,68 |
| PEUGEOT | 307 2.0/16v hdi 136cv | coupé-cabrio | 0,2889 | 1.299,85 |
| PEUGEOT | 307 2.0/16v hdi 136cv | fap s.w. | 0,2593 | 1.166,85 |
| PEUGEOT | 307 2.0/16v hdi 136cv | fap 3 porte | 0,2513 | 1.130,67 |
| PEUGEOT | 308 1.6/16v hdi 110cv | sw | 0,2365 | 1.064,46 |
| PEUGEOT | 308 1.6/16v hdi 110cv | berlina | 0,2281 | 1.026,32 |
| PEUGEOT | 308 1.6/16v hdi 90cv | berlina | 0,2103 | 946,18 |
| PEUGEOT | 308 1.6/16v hdi 90cv | sw | 0,2180 | 980,83 |
| PEUGEOT | 308 2.0/16v hdi 136cv | sw | 0,2726 | 1.226,57 |
| PEUGEOT | 308 2.0/16v hdi 136cv | berlina | 0,2538 | 1.141,97 |
| PEUGEOT | 4007 2.2/16v hdi | 160cv | 0,3297 | 1.483,64 |
| PEUGEOT | 406 coupé 2.2/16v hdi | 133cv fap mod.03 | 0,3053 | 1.373,84 |
| PEUGEOT | 407 1.6 hdi 109cv | berlina | 0,2573 | 1.158,05 |
| PEUGEOT | 407 1.6 hdi 109cv | sw | 0,2558 | 1.150,98 |
| PEUGEOT | 407 1.6/16v hdi 110cv | fap s.w. | 0,2573 | 1.158,05 |
| PEUGEOT | 407 1.6/16v hdi 110cv | fap berlina 4 porte | 0,2529 | 1.137,98 |
| PEUGEOT | 407 2.0 hdi 140cv | sw | 0,2803 | 1.261,29 |
| PEUGEOT | 407 2.0 hdi 140cv | berlina | 0,2791 | 1.256,08 |
| PEUGEOT | 407 2.0 hdi 163cv | coupé | 0,3108 | 1.398,74 |
| PEUGEOT | 407 2.0 hdi aut 136cv | sw | 0,3153 | 1.418,68 |
| PEUGEOT | 407 2.0 hdi aut 136cv | berlina | 0,3102 | 1.396,09 |
| PEUGEOT | 407 2.0/16v hdi 136cv | fap berlina 4 porte | 0,2755 | 1.239,77 |
| PEUGEOT | 407 2.0/16v hdi 136cv | fap s.w. | 0,2836 | 1.276,16 |
| PEUGEOT | 407 2.2/16v hdi 170cv | s.w. | 0,3136 | 1.411,41 |
| PEUGEOT | 407 2.2/16v hdi 170cv | berlina | 0,3086 | 1.388,82 |




AUTOVEICOLI A GASOLIO FUORI PRODUZIONE

| MARCA | MODELLO | SERIE | COSTO CHILOMETRICO A 15.000 KM | FRINGE BENEFIT ANNUALE |
|---------|----------------------------|----------------------|--------------------------------------|---------------------------|
| PEUGEOT | 407 2.7/24v v6 hdi 204cv | coupé | 0,3921 | 1.764,40 |
| PEUGEOT | 407 2.7/24v v6 hdi 204cv | berlina | 0,3827 | 1.722,01 |
| PEUGEOT | 407 2.7/24v v6 hdi 204cv | s.w. | 0,3882 | 1.746,99 |
| PEUGEOT | 607 2.0/16v hdi 136cv | berlina | 0,3430 | 1.543,72 |
| PEUGEOT | 607 2.2 hdi fap | 133cv | 0,3348 | 1.506,78 |
| PEUGEOT | 607 2.2/16v hdi 170cv | bi-turbo fap | 0,3530 | 1.588,67 |
| PEUGEOT | 807 2.0/16v hdi | 120cv | 0,3108 | 1.398,74 |
| PEUGEOT | 807 2.0/16v hdi | 136cv fap | 0,3177 | 1.429,75 |
| PEUGEOT | 807 2.0/16v hdi | 109cv | 0,2970 | 1.336,71 |
| PEUGEOT | 807 2.0/16v hdi 107cv | fap aut. | 0,3307 | 1.488,13 |
| PEUGEOT | 807 2.0/16v hdi sr | 107cv 5 porte | 0,2988 | 1.344,81 |
| PEUGEOT | 807 2.2/16v hdi | 170cv | 0,3314 | 1.491,08 |
| PEUGEOT | 807 2.2/16v hdi st | 128cv 5 porte | 0,3155 | 1.419,58 |
| PEUGEOT | 807 2.2/16v hdi sv | 128cv 5 porte | 0,3209 | 1.444,18 |
| PEUGEOT | bipper tepee 1.4 hdi 70cv | mod. 2009 | 0,2050 | 922,37 |
| PEUGEOT | ranch 1.6/16v hdi 90cv | mod.2006 | 0,2263 | 1.018,33 |
| PEUGEOT | ranch 1.9 d xr 70cv | 4 porte mod.2003 | 0,2452 | 1.103,18 |
| PEUGEOT | ranch 2.0 hdi 90cv | porte mod.2003 | 0,2330 | 1.048,40 |
| RENAULT | clio 1.5 dci 68cv | storia | 0,1987 | 894,22 |
| RENAULT | clio 1.5 dci 100cv | mod.2004 | 0,2005 | 902,24 |
| RENAULT | clio 1.5 dci 105cv | mod.2005 | 0,2241 | 1.008,56 |
| RENAULT | clio 1.5 dci 68cv | berlina | 0,2039 | 917,42 |
| RENAULT | clio 1.5 dci 68cv sportour | sw | 0,2085 | 938,30 |
| RENAULT | clio 1.5 dci 70cv | mod.2005 | 0,2085 | 938,45 |
| RENAULT | clio 1.5 dci 82cv | mod.2004 | 0,1948 | 876,48 |
| RENAULT | clio 1.5 dci 85cv | mod.2005 | 0,2075 | 933,60 |
| RENAULT | clio storia 1.5 dci 65cv | mod.2004 | 0,1995 | 897,82 |
| RENAULT | espace 1.9/120cv dci | expression | 0,2961 | 1.332,56 |
| RENAULT | espace 2.2 dci | 140cv | 0,3540 | 1.593,01 |
| RENAULT | espace 2.2/16v 150cv | dci privilege | 0,3265 | 1.469,11 |
| RENAULT | espace 3.0/24v v6 dci | 177cv privilege | 0,3788 | 1.704,42 |
| RENAULT | grand espace 2.2 dci | 140cv | 0,3727 | 1.677,01 |
| RENAULT | grand espace 2.2/16v | dci 150cv expression | 0,3349 | 1.506,85 |
| RENAULT | grand espace 2.2/16v dci | 150cv | 0,3397 | 1.528,57 |
| RENAULT | grand espace 3.0/24v | v6 177cv dci privil. | 0,4005 | 1.802,39 |
| RENAULT | grand scenic 1.5 dci | 100cv | 0,2487 | 1.119,28 |
| RENAULT | grand scenic 1.5 dci | 105cv | 0,2579 | 1.160,67 |
| RENAULT | grand scenic 1.9 dci | 120cv | 0,2633 | 1.184,66 |
| RENAULT | grand scenic 1.9 dci | 130cv | 0,2742 | 1.233,94 |
| RENAULT | grand scenic 2.0 dci | 150cv | 0,2827 | 1.272,00 |
| RENAULT | kangoo 1.5 dci | 82cv ice | 0,2221 | 999,32 |
| RENAULT | kangoo 1.5 dci | 68cv | 0,2128 | 957,73 |
| RENAULT | kangoo 1.5 dci | 84cv | 0,2150 | 967,63 |
| RENAULT | kangoo 1.5 dci | 61cv | 0,2120 | 954,13 |
| RENAULT | kangoo 1.5 dci 57cv | authent.4p.mod.2003 | 0,2162 | 972,86 |
| RENAULT | kangoo 1.5 dci 65cv | express.5p.mod.2003 | 0,2218 | 998,05 |
| RENAULT | kangoo 1.5 dci 65cv | authent.4p.mod.2003 | 0,2212 | 995,60 |
| RENAULT | kangoo 1.5 dci 80cv | express.5p.mod.2003 | 0,2199 | 989,52 |
| RENAULT | kangoo 1.9 dci 85cv | 4x4 mod.2003 | 0,2588 | 1.164,69 |
| RENAULT | koleos 2.0 dci 4x2 | 150cv | 0,3114 | 1.401,41 |
| RENAULT | koleos 2.0 dci 4x4 | 150cv | 0,3269 | 1.470,96 |
| RENAULT | laguna 1.5 dci 110cv | berlina | 0,2568 | 1.155,64 |
| RENAULT | laguna 1.5 dci 110cv | sportour s.w. | 0,2661 | 1.197,52 |
| RENAULT | laguna 1.9 dci | 120cv berlina | 0,2502 | 1.125,81 |
| RENAULT | laguna 1.9 dci | 110cv berlina | 0,2527 | 1.137,17 |
| RENAULT | laguna 1.9 dci 100cv | expression berlina | 0,2399 | 1.079,58 |



AUTOVEICOLI A GASOLIO FUORI PRODUZIONE

| MARCA | MODELLO | SERIE | COSTO CHILOMETRICO A 15.000 KM | FRINGE BENEFIT ANNUALE |
|---------|---------------------------------|-----------------------|--------------------------------------|---------------------------|
| RENAULT | laguna 1.9 dci 100cv | gr.tour expres.s.w. | 0,2473 | 1.112,86 |
| RENAULT | laguna 1.9 dci 131cv | berlina | 0,2620 | 1.178,81 |
| RENAULT | laguna 1.9 dci/120cv | privilege berlina | 0,2603 | 1.171,31 |
| RENAULT | laguna 1.9 dci/120cv | privil.grandtour s.w. | 0,2604 | 1.171,71 |
| RENAULT | laguna 2.0/16v dci | 150cv berlina | 0,2691 | 1.210,81 |
| RENAULT | laguna 2.0/16v dci 130cv | sportour s.w. | 0,2895 | 1.302,70 |
| RENAULT | laguna 2.0/16v dci 175cv | berlina | 0,2818 | 1.268,31 |
| RENAULT | laguna 2.2/16v 150cv | dci dynamique berl. | 0,2744 | 1.234,71 |
| RENAULT | laguna 2.2/16v dci | gr.tour dynamique sw | 0,2787 | 1.254,21 |
| RENAULT | laguna 2.2/16v dci | 150cv berlina | 0,2734 | 1.230,23 |
| RENAULT | laguna 2.2/16v dci | 139cv berlina | 0,3255 | 1.464,70 |
| RENAULT | laguna gr.tour 1.9 dci | 120cv s.w. | 0,2545 | 1.145,31 |
| RENAULT | laguna gr.tour 1.9 dci | 110cv s.w. | 0,2587 | 1.164,18 |
| RENAULT | laguna gr.tour 1.9 dci | 131cv s.w. | 0,2671 | 1.201,73 |
| RENAULT | laguna gr.tour 2.0/16v dci | 175cv s.w. | 0,2869 | 1.291,23 |
| RENAULT | laguna gr.tour 2.0/16v dci | 150cv s.w. | 0,2751 | 1.237,82 |
| RENAULT | laguna gr.tour 2.2/16v dci | 150cv s.w. | 0,2777 | 1.249,74 |
| RENAULT | laguna gr.tour 2.2/16v dci | 139cv s.w. | 0,3315 | 1.491,71 |
| RENAULT | megane ii 1.5 dci | 82cv pack authe. 3p. | 0,2066 | 929,80 |
| RENAULT | megane ii 1.5 dci | 82cv pack auth. 5p. | 0,2081 | 936,28 |
| RENAULT | megane ii 1.5 dci | 82cv conf.auth. 5p. | 0,2119 | 953,56 |
| RENAULT | megane ii 1.5 dci | 85cv 4porte | 0,2147 | 966,11 |
| RENAULT | megane ii 1.5 dci | 82cv conf. aut. 4p. | 0,2176 | 979,19 |
| RENAULT | megane ii 1.5 dci | 100cv conf.aut.4p. | 0,2204 | 991,86 |
| RENAULT | megane ii 1.5 dci | 105cv 3 porte | 0,2184 | 982,60 |
| RENAULT | megane ii 1.5 dci | 85cv 3 porte | 0,2137 | 961,58 |
| RENAULT | megane ii 1.9 dci | 130cv 4 porte | 0,2521 | 1.134,49 |
| RENAULT | megane ii 1.9 dci | 130cv 3 porte | 0,2483 | 1.117,45 |
| RENAULT | megane ii 1.9 dci | 120cv conf.auth. 3p. | 0,2309 | 1.039,01 |
| RENAULT | megane ii 1.9 dci | 120cv conf.auth. 5p. | 0,2321 | 1.044,41 |
| RENAULT | megane ii 1.9 dci | 120cv luxe dyn. 3 p. | 0,2375 | 1.068,85 |
| RENAULT | megane ii 1.9 dci | 120cv luxe dyn. 5p. | 0,2387 | 1.074,25 |
| RENAULT | megane ii 1.9 dci | 120cv conf.aut. 4p. | 0,2380 | 1.071,08 |
| RENAULT | megane ii 2.0/16v dci | 175cv | 0,2979 | 1.340,76 |
| RENAULT | megane ii 2.0/16v dci 150cv | 4 porte | 0,2523 | 1.135,13 |
| RENAULT | megane ii 2.0/16v dci 150cv | 3 porte | 0,2594 | 1.167,11 |
| RENAULT | megane ii c-c 1.5 dci | 105cv | 0,2622 | 1.180,05 |
| RENAULT | megane ii c-c 1.9 dci | 120cv conf. aut. | 0,2508 | 1.128,38 |
| RENAULT | megane ii c-c 1.9 dci | 130cv | 0,2722 | 1.224,93 |
| RENAULT | megane ii c-c 2.0/16v dci | 150cv | 0,2803 | 1.261,42 |
| RENAULT | megane ii gr.tour 1.5 dci | 82cv conf. aut. s.w. | 0,2155 | 969,71 |
| RENAULT | megane ii gr.tour 1.5 dci | 100cv conf.aut. s.w. | 0,2186 | 983,81 |
| RENAULT | megane ii gr.tour 1.5 dci | 86cv s.w. | 0,2175 | 978,96 |
| RENAULT | megane ii gr.tour 1.5 dci | 105cv s.w. | 0,2272 | 1.022,52 |
| RENAULT | megane ii gr.tour 1.5 dci | 85cv s.w. | 0,2235 | 1.005,60 |
| RENAULT | megane ii gr.tour 1.9 dci | 120cv conf. aut. s.w. | 0,2339 | 1.052,76 |
| RENAULT | megane ii gr.tour 1.9 dci | 130cv s.w. | 0,2571 | 1.156,87 |
| RENAULT | megane ii gr.tour 2.0/16v | dci 150cv s.w. | 0,2629 | 1.182,95 |
| RENAULT | megane iii 1.5 dci 110cv | mod. 2009 coupè | 0,2348 | 1.056,50 |
| RENAULT | megane iii 1.5 dci 110cv | mod.2009 | 0,2289 | 1.030,25 |
| RENAULT | megane iii 1.5 dci 110cv s.tour | mod.2009 s.w. | 0,2229 | 1.003,10 |
| RENAULT | megane iii 1.5 dci 90cv | mod.2009 | 0,2189 | 985,08 |
| RENAULT | megane iii 1.5 dci 90cv s.tour | mod.2009 s.w. | 0,2215 | 996,89 |
| RENAULT | megane iii 1.9 dci 130cv | mod.2009 | 0,2425 | 1.091,43 |
| RENAULT | megane iii 1.9 dci 130cv | mod.2009 coupè | 0,2441 | 1.098,63 |
| RENAULT | megane iii 1.9 dci 130cv s.tour | mod.2009 s.w. | 0,2425 | 1.091,44 |




AUTOVEICOLI A GASOLIO FUORI PRODUZIONE

| MARCA | MODELLO | SERIE | COSTO CHILOMETRICO A 15.000 KM | FRINGE BENEFIT ANNUALE |
|---------|---------------------------------|-------------------------|--------------------------------------|---------------------------|
| RENAULT | megane iii 2.0 dci 150cv s.tour | mod.2009 s.w. | 0,2909 | 1.309,01 |
| RENAULT | megane iii c-c 1.5 dci 110cv | euro5 coupé | 0,2726 | 1.226,89 |
| RENAULT | megane iii c-c 1.9 dci 130cv | euro5 coupé | 0,2925 | 1.316,05 |
| RENAULT | modus 1.5 dci | 86cv 5 porte | 0,2127 | 957,26 |
| RENAULT | modus 1.5 dci | 105cv 5 porte | 0,2217 | 997,62 |
| RENAULT | modus 1.5 dci | 68cv 5 porte | 0,2084 | 937,86 |
| RENAULT | modus 1.5 dci | 65cv 5 porte | 0,2059 | 926,75 |
| RENAULT | modus 1.5 dci | 82cv 5 porte | 0,2087 | 939,18 |
| RENAULT | scenic 1.5 dci | 106cv | 0,2456 | 1.105,39 |
| RENAULT | scenic 1.5 dci | 86cv | 0,2401 | 1.080,28 |
| RENAULT | scenic 1.5 dci | 100cv | 0,2342 | 1.053,97 |
| RENAULT | scenic 1.5 dci 82cv | conf.privil.mod.2003 | 0,2365 | 1.064,23 |
| RENAULT | scenic 1.5 dci 82cv | conf.authen.mod.2003 | 0,2307 | 1.038,20 |
| RENAULT | scenic 1.5 dci 82cv | conf.dynam.mod.2003 | 0,2357 | 1.060,63 |
| RENAULT | scenic 1.9 dci | 130cv | 0,2682 | 1.207,08 |
| RENAULT | scenic 1.9 dci 120cv | conf.privil. | 0,2557 | 1.150,86 |
| RENAULT | scenic 1.9 dci 120cv | conf.dynam. | 0,2562 | 1.153,02 |
| RENAULT | scenic 1.9 dci 120cv | conf.auth. | 0,2516 | 1.132,01 |
| RENAULT | scenic 2.0 dci | 150cv | 0,2813 | 1.266,00 |
| RENAULT | twingo 1.5 dci 70cv | mod.2007 | 0,1944 | 874,82 |
| RENAULT | vel satis 2.0/16v dci | 175cv | 0,3618 | 1.627,95 |
| RENAULT | vel satis 2.2/16v | dci privilege 5 p. | 0,3336 | 1.501,17 |
| RENAULT | vel satis 2.2/16v dci | 139cv | 0,3653 | 1.643,92 |
| RENAULT | vel satis 2.2/16v dci | 150cv | 0,3678 | 1.655,00 |
| RENAULT | vel satis 3.0/24v v6 | 181cv | 0,4154 | 1.869,10 |
| RENAULT | vel satis 3.0/24v v6 dci | 177cv | 0,4023 | 1.810,25 |
| ROVER | 25 2.0 td 101cv | 3 porte mod.2005 | 0,2158 | 971,19 |
| ROVER | 25 2.0 td 101cv | 5 porte mod.2005 | 0,2172 | 977,19 |
| ROVER | 25 2.0 td 113cv | 5 porte mod.2005 | 0,2272 | 1.022,51 |
| ROVER | 25 2.0 td 113cv | 3 porte mod.2005 | 0,2259 | 1.016,51 |
| ROVER | 45/2.0 td 113cv club | 5 porte | 0,2391 | 1.076,14 |
| ROVER | 45/2.0 td 113cv club | 4 porte | 0,2410 | 1.084,64 |
| ROVER | 75 2.0 cdti | club | 0,2661 | 1.197,66 |
| ROVER | 75 tourer 2.0 cdti | 130cv s.w. | 0,2687 | 1.208,94 |
| ROVER | streetwise s 2.0 td 101cv | 3 porte | 0,2356 | 1.060,36 |
| ROVER | streetwise s 2.0 td 101cv | 5 porte | 0,2370 | 1.066,36 |
| SAAB | 9-3 sport sedan 2.2 | tid 125cv linear | 0,2836 | 1.276,23 |
| SAAB | 9-5 1.9 tid 150cv | s.w. | 0,3324 | 1.495,86 |
| SAAB | 9-5 1.9 tid 150cv | berlina | 0,3209 | 1.443,92 |
| SAAB | 9-5 2.2 tid 120cv | balance s.w. | 0,3007 | 1.353,06 |
| SAAB | 9-5 2.2 tid 120cv | balance berlina | 0,2964 | 1.333,96 |
| SAAB | 9-5 3.0 v6 tid 176cv | vector sport s.w. | 0,3618 | 1.628,06 |
| SAAB | 9-5 3.0 v6 tid 176cv | vector sport berlina | 0,3533 | 1.589,75 |
| SAAB | 9-5 3.0 v6 tid 176cv | linear s.w.mod.2002 | 0,3476 | 1.564,41 |
| SAAB | 9-5 3.0 v6 tid 176cv | linear 4 p.mod.2002 | 0,3408 | 1.533,62 |
| SEAT | alhambra 1.9 tdi | 130cv mod.2005 | 0,2905 | 1.307,31 |
| SEAT | alhambra 1.9 tdi | 115cv mod.2005 | 0,3380 | 1.521,16 |
| SEAT | alhambra 1.9 tdi 115cv | total trac. 4 mod. 2005 | 0,3350 | 1.507,40 |
| SEAT | altea 1.9 tdi 105cv | 5 porte | 0,2338 | 1.052,23 |
| SEAT | altea xl 1.9 tdi | 105cv | 0,2307 | 1.038,15 |
| SEAT | altea xl 2.0 tdi | 140cv freetrack | 0,2946 | 1.325,85 |
| SEAT | altea xl 2.0/16v tdi | 170cv freetrack 4x4 | 0,3206 | 1.442,68 |
| SEAT | altea xl 2.0/16v tdi | 170cv | 0,2903 | 1.306,52 |
| SEAT | altea xl 2.0/16v tdi | 140cv | 0,2725 | 1.226,12 |
| SEAT | cordoba 1.4 tdi | 75cv mod.2005 | 0,2086 | 938,90 |
| SEAT | cordoba 1.4 tdi | 70cv | 0,2095 | 942,83 |



AUTOVEICOLI A GASOLIO FUORI PRODUZIONE

| MARCA | MODELLO | SERIE | COSTO CHILOMETRICO A 15.000 KM | FRINGE BENEFIT ANNUALE |
|-------|---------------------------|-------------------------|--------------------------------------|---------------------------|
| SEAT | cordoba 1.4 tdi | 80cv | 0,2219 | 998,46 |
| SEAT | cordoba 1.9 tdi | 100cv | 0,2298 | 1.033,89 |
| SEAT | cordoba 1.9 tdi 130 | cv sport berlina 4p. | 0,2250 | 1.012,64 |
| SEAT | ibiza 1.4 tdi | 75cv mod.2005 | 0,1992 | 896,39 |
| SEAT | ibiza 1.4 tdi | 80cv mod.2005 | 0,2092 | 941,41 |
| SEAT | ibiza 1.4 tdi | 70cv mod.2005 | 0,1996 | 898,21 |
| SEAT | ibiza 1.4 tdi 70cv | mod.2006 | 0,2111 | 949,77 |
| SEAT | ibiza 1.4 tdi 80cv | mod.2006 | 0,2208 | 993,71 |
| SEAT | ibiza 1.4 tdi 80cv | mod.2008 | 0,2122 | 954,68 |
| SEAT | ibiza 1.9 tdi | 130cv mod.2005 | 0,2263 | 1.018,26 |
| SEAT | ibiza 1.9 tdi 100cv | mod.2006 | 0,2250 | 1.012,50 |
| SEAT | ibiza 1.9 tdi 105cv | mod.2008 | 0,2151 | 967,95 |
| SEAT | ibiza 1.9 tdi 130cv | mod.2006 | 0,2462 | 1.107,83 |
| SEAT | ibiza 1.9 tdi 160cv | 160cv mod.2005 | 0,2487 | 1.119,15 |
| SEAT | ibiza 1.9 tdi 160cv | 100cv mod.2005 | 0,2134 | 960,48 |
| SEAT | ibiza 1.9 tdi 160cv | mod.2006 | 0,2600 | 1.169,94 |
| SEAT | leon 1.9 tdi | 130cv mod.2005 | 0,2409 | 1.084,05 |
| SEAT | leon 1.9 tdi | 90cv | 0,2283 | 1.027,13 |
| SEAT | leon 1.9 tdi | 105cv mod.2006 | 0,2319 | 1.043,65 |
| SEAT | leon 1.9 tdi | 150cv mod.2005 | 0,2523 | 1.135,17 |
| SEAT | leon 1.9 tdi 110cv | stella | 0,2209 | 993,83 |
| SEAT | leon 2.0 tdi | 140cv mod.2006 | 0,2604 | 1.171,76 |
| SEAT | leon 2.0 tdi fr | 170cv | 0,2805 | 1.262,06 |
| SEAT | toledo 1.9 tdi 105cv | mod.2005 | 0,2489 | 1.120,10 |
| SEAT | toledo 2.0 tdi 140cv | mod.2005 | 0,2697 | 1.213,60 |
| SKODA | fabia 1.4 tdi | 75cv 5 p. mod.2005 | 0,2054 | 924,38 |
| SKODA | fabia 1.4 tdi | 80cv 5p.mod.2006 | 0,2028 | 912,43 |
| SKODA | fabia 1.4 tdi | 70cv 5p.mod.2006 | 0,1999 | 899,49 |
| SKODA | fabia 1.4 tdi 69cv | mod.2007 | 0,2047 | 921,23 |
| SKODA | fabia 1.4 tdi 80cv | mod.2007 | 0,2073 | 932,87 |
| SKODA | fabia 1.9 sdi | 64cv 4 p. mod.2005 | 0,2037 | 916,59 |
| SKODA | fabia 1.9 sdi | 64cv 5 p. mod.2005 | 0,1914 | 861,21 |
| SKODA | fabia 1.9 tdi | 101cv 5 p. mod 2005 | 0,2117 | 952,65 |
| SKODA | fabia 1.9 tdi | 130cv rs 5 p.mo.2004 | 0,2243 | 1.009,40 |
| SKODA | fabia 1.9 tdi 105cv | mod.2007 | 0,2186 | 983,59 |
| SKODA | fabia wagon 1.4 tdi | 75cv s.w. mod.2005 | 0,2073 | 933,02 |
| SKODA | fabia wagon 1.4 tdi | 70cv sw mod.2006 | 0,2100 | 945,08 |
| SKODA | fabia wagon 1.4 tdi | 80cv s.w mod.2006 | 0,2127 | 957,34 |
| SKODA | fabia wagon 1.4 tdi 69cv | s.w. mod.2008 | 0,2067 | 930,30 |
| SKODA | fabia wagon 1.4 tdi 80cv | s.w. mod.2008 | 0,2093 | 941,94 |
| SKODA | fabia wagon 1.9 sdi | 64cv s.w. mod.2005 | 0,1946 | 875,91 |
| SKODA | fabia wagon 1.9 tdi | 101cv s.w. mod.2005 | 0,2217 | 997,81 |
| SKODA | fabia wagon 1.9 tdi 105cv | s.w. mod.2008 | 0,2237 | 1.006,84 |
| SKODA | octavia 1.9 tdi 105cv | berlina mod.2004 | 0,2470 | 1.111,45 |
| SKODA | octavia 2.0 tdi 140cv | berlina mod.2004 | 0,2665 | 1.199,22 |
| SKODA | octavia 2.0/16v tdi 170cv | berlina | 0,2863 | 1.288,25 |
| SKODA | octavia 4&4 1.9 tdi | 101cv s.w. | 0,2793 | 1.256,84 |
| SKODA | octavia wagon 1.9 tdi | 105cv s.w. mod.2005 | 0,2485 | 1.118,16 |
| SKODA | octavia wagon 1.9 tdi | 4x4 105cv s.w. mod.2005 | 0,2709 | 1.219,16 |
| SKODA | octavia wagon 2.0 tdi | 140cv 4x4 s.w. | 0,3050 | 1.372,61 |
| SKODA | octavia wagon 2.0 tdi | 140cv s.w. mod.2005 | 0,2622 | 1.179,88 |
| SKODA | octavia wagon 20/16v tdi | 170cv s.w. | 0,2887 | 1.299,05 |
| SKODA | roomster 1.4 tdi | 70cv | 0,2217 | 997,69 |
| SKODA | roomster 1.4 tdi | 80cv | 0,2262 | 1.017,86 |
| SKODA | roomster 1.9 tdi | 105cv | 0,2286 | 1.028,86 |
| SKODA | superb 1.9 tdi 101cv | 4 porte mod.2004 | 0,2524 | 1.135,74 |



AUTOVEICOLI A GASOLIO FUORI PRODUZIONE

| MARCA | MODELLO | SERIE | COSTO CHILOMETRICO A 15.000 KM | FRINGE BENEFIT ANNUALE |
|-----------|---------------------------|-------------------------|--------------------------------------|---------------------------|
| SKODA | superb 1.9 tdi 105cv | berlina | 0,2531 | 1.138,86 |
| SKODA | superb 1.9 tdi 130cv | 4 porte mod.2004 | 0,2616 | 1.177,38 |
| SKODA | superb 2.0 tdi 140cv | berlina | 0,2669 | 1.200,94 |
| SKODA | superb 2.0 tdi 140cv | mod.2008 | 0,3056 | 1.375,14 |
| SKODA | superb 2.0 tdi 170cv | 4x4 | 0,3068 | 1.380,75 |
| SKODA | superb 2.0 tdi 170cv | mod.2008 | 0,2845 | 1.280,22 |
| SKODA | superb 2.5 tdi v6 163cv | 4 porte mod.2004 | 0,3230 | 1.453,49 |
| SKODA | yeti 2.0 tdi cr | 140cv | 0,2904 | 1.306,85 |
| SMART | forfour 1.5 cdi | 68cv | 0,1938 | 872,22 |
| SMART | forfour 1.5 cdi | 95cv | 0,1975 | 888,78 |
| SMART | fortwo cabrio 45cv | mod. 2007 | 0,1686 | 758,89 |
| SMART | fortwo cabrio cdi | 41cv | 0,1629 | 733,18 |
| SMART | fortwo coupé 45cv | mod. 2007 | 0,1689 | 759,83 |
| SMART | fortwo coupé cdi | 41cv | 0,1573 | 707,98 |
| SSANGYONG | korando 2.9 td | 120cv | 0,3147 | 1.416,29 |
| SSANGYONG | rexton 2.7 xdi | 165cv | 0,3400 | 1.530,17 |
| SSANGYONG | rexton 2.9 td | 120cv | 0,3463 | 1.558,16 |
| SSANGYONG | rodius 2.7 xdi | 4wd 165cv | 0,3696 | 1.663,03 |
| SSANGYONG | rodius 2.7 xdi | 2wd 165cv | 0,3517 | 1.582,71 |
| SUZUKI | grand vitara 2.0/16v | 109cv 3 p.mod.03 | 0,2958 | 1.331,06 |
| SUZUKI | grand vitara 2.0/16v | 109cv sw 5p.mod03 | 0,3011 | 1.355,07 |
| SUZUKI | ignis 1.3/16v ddis 69cv | deluxe 5 porte | 0,2164 | 973,64 |
| SUZUKI | jimny 1.5 ddis | 85cv | 0,2481 | 1.116,32 |
| SUZUKI | jimny 1.5 ddis 65cv | 4wd 3 porte | 0,2426 | 1.091,83 |
| SUZUKI | liana 1.4/16v ddis | 90cv 5 porte | 0,2172 | 977,54 |
| SUZUKI | swift 1.3/16v ddis | 69cv 5 porte | 0,2049 | 922,11 |
| SUZUKI | wagon r 1.3/16v ddis 69cv | gl 5 porte | 0,2015 | 906,57 |
| TATA | indica 1.4 d 5 porte | standard dle | 0,2004 | 901,58 |
| TATA | safari 2.0 tdi 4x4 | ex2 5 porte | 0,3459 | 1.556,42 |
| TOYOTA | auris 1.4 d-4d | 90cv | 0,2244 | 1.009,95 |
| TOYOTA | auris 2.0/16v d-4d | 126cv | 0,2459 | 1.106,53 |
| TOYOTA | auris 2.2/16v d-4d | 177cv | 0,2861 | 1.287,64 |
| TOYOTA | avensis 2.0 d-4d 116 | cv s.w. 5p. mod.2003 | 0,2696 | 1.213,02 |
| TOYOTA | avensis 2.0 d-4d 116 | cv berl.4p. mod.2003 | 0,2665 | 1.199,37 |
| TOYOTA | avensis 2.0/16v d-4d | 126cv berlina | 0,2778 | 1.250,31 |
| TOYOTA | avensis 2.0/16v d-4d | 126cv s.w. | 0,2806 | 1.262,58 |
| TOYOTA | avensis 2.2/16v d-4d | 150cv s.w. | 0,2821 | 1.269,47 |
| TOYOTA | avensis 2.2/16v d-4d | 150cv berlina | 0,2812 | 1.265,37 |
| TOYOTA | avensis 2.2/16v d-cat | 177cv s.w. | 0,2939 | 1.322,44 |
| TOYOTA | avensis 2.2/16v d-cat | 177cv berlina | 0,2930 | 1.318,35 |
| TOYOTA | avensis verso 2.0 d-4d | 116cv mod.2004 | 0,2875 | 1.293,64 |
| TOYOTA | aygo 1.4 d | 54cv | 0,1916 | 862,27 |
| TOYOTA | corolla 2.0/16v tdi d-4d | 116cv 3 porte | 0,2326 | 1.046,84 |
| TOYOTA | corolla 2.0/16v tdi d-4d | 116cv 5 porte | 0,2341 | 1.053,43 |
| TOYOTA | corolla 2.0/16v tdi d-4d | 116cv s.w. | 0,2456 | 1.105,18 |
| TOYOTA | corolla m-mt 1.4 d-4d | 90cv 3 porte | 0,2146 | 965,79 |
| TOYOTA | corolla m-mt 1.4 d-4d | 90cv 5 porte | 0,2164 | 973,71 |
| TOYOTA | corolla m-mt 1.4 d-4d | 90cv s.w. | 0,2279 | 1.025,41 |
| TOYOTA | corolla verso 2.0 tdi | d-4d 116cv 5p. mod.2004 | 0,2531 | 1.138,95 |
| TOYOTA | corolla verso 2.2/16v | d-4d 136cv 5 porte | 0,2745 | 1.235,35 |
| TOYOTA | land cruiser 100 4.2 | 32v v6 td 5p.mod.03 | 0,5236 | 2.356,15 |
| TOYOTA | land cruiser 3.0/16v | d-4d 163cv sol 5p. | 0,4568 | 2.055,77 |
| TOYOTA | land cruiser 3.0/16v | d-4d 163cv sol 3p. | 0,4472 | 2.012,27 |
| TOYOTA | land cruiser 3.0/16v d-4d | 166cv 3 porte mod.2005 | 0,3690 | 1.660,59 |
| TOYOTA | land cruiser 3.0/16v d-4d | 166cv 5 porte mod.2005 | 0,3964 | 1.783,99 |
| TOYOTA | previa 2.0 tdi d4-d | 5 porte | 0,3088 | 1.389,54 |



AUTOVEICOLI A GASOLIO FUORI PRODUZIONE

| MARCA | MODELLO | SERIE | COSTO CHILOMETRICO A 15.000 KM | FRINGE BENEFIT ANNUALE |
|------------|--|----------------------------|--------------------------------------|---------------------------|
| TOYOTA | rav 4 2.0 tdi d-4d | 116cv sol 5 p.mod.2001 | 0,3041 | 1.368,63 |
| TOYOTA | rav 4 2.0 tdi d-4d | 116cv 3 p.mod.2001 | 0,2938 | 1.322,05 |
| TOYOTA | urban cruiser 1.4 d-4d awd | 90cv | 0,2414 | 1.086,21 |
| TOYOTA | yaris 1.4 d-4d | 75cv 3 p.mod.2003 | 0,1872 | 842,61 |
| TOYOTA | yaris 1.4 d-4d | 75cv 5 p.mod.2003 | 0,1888 | 849,81 |
| TOYOTA | yaris 1.4 d-4d | 75cv sol 3 p.mod.2003 | 0,1912 | 860,61 |
| TOYOTA | yaris 1.4 d-4d | 75cv sol 5 p.mod.2003 | 0,1928 | 867,81 |
| TOYOTA | yaris 1.4 d-4d | 90cv | 0,1991 | 895,85 |
| TOYOTA | yaris 1.4 d-4d 90cv | mod.2006 | 0,2056 | 925,22 |
| TOYOTA | yaris verso 1.4 tdi- | 4d 75cv sol 5p. m.03 | 0,2103 | 946,26 |
| TOYOTA | yaris verso 1.4 tdi- | 4d 75cv luna 5p.m.03 | 0,2139 | 962,33 |
| VOLKSWAGEN | bora 1.9 tdi 100cv | trendline tiptronic | 0,2645 | 1.190,34 |
| VOLKSWAGEN | bora 1.9 tdi 100cv | trendline | 0,2363 | 1.063,35 |
| VOLKSWAGEN | bora 1.9 tdi 130cv | highline tiptronic | 0,2827 | 1.272,33 |
| VOLKSWAGEN | bora variant 1.9 tdi | 100cv trendline tipt | 0,2645 | 1.190,34 |
| VOLKSWAGEN | bora variant 1.9 tdi | 130cv highline | 0,2585 | 1.163,03 |
| VOLKSWAGEN | bora variant 1.9 tdi | 130cv highline tipt | 0,2836 | 1.276,42 |
| VOLKSWAGEN | bora variant 1.9 tdi | 100cv trendline | 0,2384 | 1.072,90 |
| VOLKSWAGEN | caddy 1.9 tdi 105cv | 5 porte | 0,2533 | 1.139,70 |
| VOLKSWAGEN | caddy 1.9 tdi 75cv | 5 porte | 0,2539 | 1.142,39 |
| VOLKSWAGEN | fox 1.4 tdi | 70cv | 0,2068 | 930,77 |
| VOLKSWAGEN | golf 1.9 tdi | 105cv | 0,2353 | 1.058,94 |
| VOLKSWAGEN | golf 2.0 tdi | 136cv | 0,2562 | 1.152,89 |
| VOLKSWAGEN | golf 2.0/16v tdi | sportline 5 porte mod.2004 | 0,2569 | 1.156,02 |
| VOLKSWAGEN | golf 2.0/16v tdi | 140cv | 0,2604 | 1.171,72 |
| VOLKSWAGEN | golf 2.0/16v tdi 140cv | 4 motion | 0,2884 | 1.297,85 |
| VOLKSWAGEN | golf 2.0/16v tdi 170cv | gtd | 0,2808 | 1.263,78 |
| VOLKSWAGEN | golf plus 1.9 tdi | 105cv | 0,2463 | 1.108,56 |
| VOLKSWAGEN | golf plus 2.0 tdi | 140cv | 0,2712 | 1.220,29 |
| VOLKSWAGEN | golf variant 1.6 tdi 105cv blue motion | euro 5 s.w. | 0,2317 | 1.042,47 |
| VOLKSWAGEN | golf variant 1.9 tdi | 130cv h.line 4motion | 0,2769 | 1.246,20 |
| VOLKSWAGEN | golf variant 1.9 tdi | 100cv comfortline | 0,2390 | 1.075,46 |
| VOLKSWAGEN | golf variant 1.9 tdi | 130cv highline tipt | 0,2840 | 1.277,91 |
| VOLKSWAGEN | golf variant 1.9 tdi | 130cv highline | 0,2588 | 1.164,54 |
| VOLKSWAGEN | golf variant 1.9 tdi 105cv | s.w. mod.2007 | 0,2466 | 1.109,57 |
| VOLKSWAGEN | golf variant 1.9 tdi 105cv | quattro s.w. | 0,2714 | 1.221,16 |
| VOLKSWAGEN | golf variant 2.0 tdi 140cv | s.w. mod. 2007 | 0,2665 | 1.199,09 |
| VOLKSWAGEN | lupo 1.2/61cv | tdi 3 l | 0,1692 | 761,32 |
| VOLKSWAGEN | lupo 1.4/75cv tdi | highline | 0,1988 | 894,44 |
| VOLKSWAGEN | lupo 1.7/60cv sdi | trendline | 0,1864 | 838,97 |
| VOLKSWAGEN | multivan 1.9 tdi | 102cv | 0,3594 | 1.617,08 |
| VOLKSWAGEN | multivan 2.5 tdi 130cv | conf.line mod.2003 | 0,3769 | 1.696,21 |
| VOLKSWAGEN | new beetle 1.9 tdi | 100cv | 0,2442 | 1.098,71 |
| VOLKSWAGEN | new beetle 1.9 tdi 100cv | cabriolet | 0,2638 | 1.186,97 |
| VOLKSWAGEN | nuova jetta 1.9 tdi | 105cv | 0,2493 | 1.121,92 |
| VOLKSWAGEN | nuova jetta 2.0 tdi | 140cv | 0,2703 | 1.216,21 |
| VOLKSWAGEN | passat 1.6 tdi 105cv blue motion | berlina | 0,2449 | 1.101,94 |
| VOLKSWAGEN | passat 1.9 tdi 101cv | business 4 porte | 0,2684 | 1.207,68 |
| VOLKSWAGEN | passat 1.9 tdi 105cv | berlina | 0,2750 | 1.237,32 |
| VOLKSWAGEN | passat 1.9 tdi 130cv | executive 4 porte | 0,2879 | 1.295,61 |
| VOLKSWAGEN | passat 1.9 tdi 130cv | executive tiptronic | 0,3144 | 1.414,75 |
| VOLKSWAGEN | passat 1.9 tdi 130cv | 4motion executive 4p | 0,3033 | 1.364,80 |
| VOLKSWAGEN | passat 2.0 143cv bluetdi | euro5 | 0,2816 | 1.267,41 |
| VOLKSWAGEN | passat 2.0 tdi 110cv | mod.2009 | 0,2764 | 1.243,74 |
| VOLKSWAGEN | passat 2.0 tdi 136cv | berlina | 0,2834 | 1.275,39 |
| VOLKSWAGEN | passat 2.0 tdi 140cv | euro5 | 0,2831 | 1.273,97 |




AUTOVEICOLI A GASOLIO FUORI PRODUZIONE

| MARCA | MODELLO | SERIE | COSTO CHILOMETRICO A 15.000 KM | FRINGE BENEFIT ANNUALE |
|------------|--|----------------------|--------------------------------------|---------------------------|
| VOLKSWAGEN | passat 2.0 tdi 140cv 4mot | euro5 | 0,2970 | 1.336,50 |
| VOLKSWAGEN | passat 2.0 tdi 170cv | euro5 | 0,2951 | 1.327,75 |
| VOLKSWAGEN | passat 2.0 tdi 4motion 170cv | euro5 | 0,3198 | 1.439,25 |
| VOLKSWAGEN | passat 2.0 tdi bluemotion 140cv | euro5 | 0,2761 | 1.242,29 |
| VOLKSWAGEN | passat 2.0/16v tdi 140cv | 4motion berlina | 0,3098 | 1.393,91 |
| VOLKSWAGEN | passat 2.0/16v tdi 140cv | dpf berlina | 0,2955 | 1.329,55 |
| VOLKSWAGEN | passat 2.0/16v tdi 140cv | berlina | 0,2905 | 1.307,42 |
| VOLKSWAGEN | passat 2.0/16v tdi 170cv | berlina | 0,3137 | 1.411,70 |
| VOLKSWAGEN | passat 2.5 tdi 180cv v6 | highline 4m.tiptr. | 0,3699 | 1.664,60 |
| VOLKSWAGEN | passat 2.5 tdi 180cv v6 | highline 4motion | 0,3477 | 1.564,67 |
| VOLKSWAGEN | passat cc 2.0 tdi | 140cv coupé | 0,2999 | 1.349,63 |
| VOLKSWAGEN | passat cc 2.0 tdi | 170cv coupé | 0,3112 | 1.400,46 |
| VOLKSWAGEN | passat variant 1.6 tdi 105cv blue motion | sw | 0,2483 | 1.117,43 |
| VOLKSWAGEN | passat variant 1.9 | 130cv tdi executive | 0,2871 | 1.292,00 |
| VOLKSWAGEN | passat variant 1.9 | 130cv tdi excut.tip. | 0,3201 | 1.440,55 |
| VOLKSWAGEN | passat variant 1.9 | 130cv tdi 4m.execut. | 0,3078 | 1.385,15 |
| VOLKSWAGEN | passat variant 1.9 | 101cv tdi business | 0,2734 | 1.230,08 |
| VOLKSWAGEN | passat variant 1.9 tdi | 105cv s.w. | 0,2820 | 1.268,89 |
| VOLKSWAGEN | passat variant 2.0 110cv | s.w. mod.2009 | 0,2816 | 1.267,12 |
| VOLKSWAGEN | passat variant 2.0 143cv bluetsdi | euro5 sw | 0,2878 | 1.295,18 |
| VOLKSWAGEN | passat variant 2.0 tdi | 136cv s.w. | 0,2931 | 1.318,73 |
| VOLKSWAGEN | passat variant 2.0 tdi | 170cv s.w. | 0,3191 | 1.435,73 |
| VOLKSWAGEN | passat variant 2.0 tdi | 140cv s.w. | 0,2976 | 1.338,98 |
| VOLKSWAGEN | passat variant 2.0 tdi 140cv | euro5 sw | 0,2875 | 1.293,55 |
| VOLKSWAGEN | passat variant 2.0 tdi 140cv 4motion | euro5 sw | 0,2995 | 1.347,90 |
| VOLKSWAGEN | passat variant 2.0 tdi 140cv bluemotion | euro5 sw | 0,2791 | 1.256,09 |
| VOLKSWAGEN | passat variant 2.0 tdi 170cv | euro5 sw | 0,3027 | 1.362,02 |
| VOLKSWAGEN | passat variant 2.0 tdi 170cv 4motion | euro5 sw | 0,3229 | 1.453,05 |
| VOLKSWAGEN | passat variant 2.0/16v tdi | 140cv 4motion s.w. | 0,3140 | 1.413,20 |
| VOLKSWAGEN | passat variant 2.5 | v6 180cv tdi 4m.high | 0,3541 | 1.593,67 |
| VOLKSWAGEN | passat variant 2.5 v6 | tdi 180cv 4m.tip.hig | 0,3730 | 1.678,59 |
| VOLKSWAGEN | phaeton 3.0 tdi 233cv | 4 posti | 0,5415 | 2.436,74 |
| VOLKSWAGEN | phaeton 3.0 tdi 233cv | 5 posti | 0,5056 | 2.275,34 |
| VOLKSWAGEN | phaeton 3.0 tdi v6 225cv | 4motion tip.5 posti | 0,4743 | 2.134,14 |
| VOLKSWAGEN | phaeton 3.0 tdi v6 225cv | 4motion tip. 4 posti | 0,5093 | 2.291,82 |
| VOLKSWAGEN | phaeton 5.0 v10 tdi | 313cv 4m.tip.5 posti | 0,6073 | 2.732,85 |
| VOLKSWAGEN | phaeton 5.0 v10 tdi | 313cv 4m.tip.4 posti | 0,6304 | 2.836,77 |
| VOLKSWAGEN | polo 1.4 tdi | 80cv mod.2005 | 0,2147 | 966,22 |
| VOLKSWAGEN | polo 1.4 tdi | 70cv mod.2005 | 0,2072 | 932,19 |
| VOLKSWAGEN | polo 1.4/75cv tdi 3p | comfortline mod.2002 | 0,2027 | 912,24 |
| VOLKSWAGEN | polo 1.4/75cv tdi 3p | trendline mod.2002 | 0,2092 | 941,35 |
| VOLKSWAGEN | polo 1.4/75cv tdi 5p | comfortline mod.2002 | 0,2043 | 919,29 |
| VOLKSWAGEN | polo 1.4/75cv tdi 5p | trendline mod.2002 | 0,2113 | 950,85 |
| VOLKSWAGEN | polo 1.9 tdi | 100cv mod.2005 | 0,2284 | 1.027,65 |
| VOLKSWAGEN | polo 1.9 tdi | 130cv mod.2005 | 0,2433 | 1.094,63 |
| VOLKSWAGEN | polo 1.9/101cv tdi | highline 3p mod.2002 | 0,2158 | 971,02 |
| VOLKSWAGEN | polo 1.9/101cv tdi | highline 5p mod.2002 | 0,2175 | 978,94 |
| VOLKSWAGEN | polo 1.9/64cv sdi | comfortline 3 porte | 0,2037 | 916,48 |
| VOLKSWAGEN | polo 1.9/64cv sdi | comfortline 5 porte | 0,2050 | 922,35 |
| VOLKSWAGEN | polo 1.9/64cv sdi | 5 porte mod.2002 | 0,2035 | 915,57 |
| VOLKSWAGEN | polo 1.9/64cv sdi | 3 porte mod.2002 | 0,2021 | 909,62 |
| VOLKSWAGEN | polo cross 1.4 tdi | 70cv | 0,2449 | 1.101,97 |
| VOLKSWAGEN | sharan 1.9 tdi 115cv | comfortline | 0,2826 | 1.271,56 |
| VOLKSWAGEN | sharan 1.9 tdi 115cv | tip.mod.2007 | 0,3256 | 1.464,98 |
| VOLKSWAGEN | sharan 1.9 tdi 115cv | 4motion mod.2007 | 0,2965 | 1.334,12 |
| VOLKSWAGEN | sharan 1.9 tdi 130cv | comfortline | 0,2899 | 1.304,59 |



AUTOVEICOLI A GASOLIO FUORI PRODUZIONE

| MARCA | MODELLO | SERIE | COSTO CHILOMETRICO A 15.000 KM | FRINGE BENEFIT ANNUALE |
|------------|---------------------------|-------------------------|--------------------------------------|---------------------------|
| VOLKSWAGEN | sharan 2.0 tdi 140cv | mod.2007 | 0,3028 | 1.362,45 |
| VOLKSWAGEN | tiguan 2.0 tdi | 170cv | 0,3043 | 1.369,48 |
| VOLKSWAGEN | tiguan 2.0 tdi | 140cv | 0,3161 | 1.422,52 |
| VOLKSWAGEN | touareg 2.5 r5 tdi | 174cv mod.2007 | 0,4306 | 1.937,79 |
| VOLKSWAGEN | touareg 2.5 r5 tdi 174cv | tip.mod.2007 | 0,4166 | 1.874,74 |
| VOLKSWAGEN | touareg 2.5 tdi r5 174cv | tiptr. mod.2003 | 0,4323 | 1.945,13 |
| VOLKSWAGEN | touareg 2.5 tdi r5 174cv | mod.2003 | 0,4263 | 1.918,13 |
| VOLKSWAGEN | touareg 3.0 tdi v6 | 225cv md.2005 | 0,4740 | 2.132,96 |
| VOLKSWAGEN | touareg 3.0 v6 tdi | 225cv mod.2007 | 0,4716 | 2.122,20 |
| VOLKSWAGEN | touareg 3.0 v6 tdi | 240cv tiptr. | 0,4630 | 2.083,72 |
| VOLKSWAGEN | touareg 5.0 v10 tdi 313cv | mod.2004 | 0,6104 | 2.746,71 |
| VOLKSWAGEN | touareg 5.0 v10 tdi 313cv | mod.2007 | 0,6135 | 2.760,97 |
| VOLKSWAGEN | touareg r50 v10 tdi | 350cv | 0,6786 | 3.053,50 |
| VOLKSWAGEN | touran 1.9 tdi | 90cv | 0,2518 | 1.133,16 |
| VOLKSWAGEN | touran 1.9 tdi 100cv | trendline 5 porte | 0,2622 | 1.179,93 |
| VOLKSWAGEN | touran 1.9 tdi 105cv | trendline dsg 5 porte | 0,2824 | 1.270,98 |
| VOLKSWAGEN | touran 2.0 tdi | 140cv | 0,2784 | 1.252,79 |
| VOLKSWAGEN | touran 2.0 tdi 136cv | trendline 5 porte | 0,2709 | 1.219,17 |
| VOLKSWAGEN | touran 2.0 tdi 136cv | highline 5 porte | 0,2751 | 1.237,94 |
| VOLVO | c 30 1.6/16v d | 109cv | 0,2388 | 1.074,46 |
| VOLVO | c 30 2.0/16v d | 136cv | 0,2698 | 1.214,06 |
| VOLVO | c 30 2.4/20v d5 | 180cv | 0,3140 | 1.412,87 |
| VOLVO | c30 drive 1.6 | 109cv | 0,2139 | 962,48 |
| VOLVO | c70 2.0 d 136cv | cabrio | 0,3392 | 1.526,54 |
| VOLVO | c70 2.4 d5 180cv | aut. cabrio | 0,3774 | 1.698,33 |
| VOLVO | nuova s40 1.6/16v d 110cv | berlina | 0,2402 | 1.080,74 |
| VOLVO | nuova s40 2.0/16v d 136cv | berlina | 0,2711 | 1.219,92 |
| VOLVO | nuova s40 2.4 d5 180cv | berlina | 0,3141 | 1.413,49 |
| VOLVO | nuova s40 drive 1.6 | 109cv | 0,2239 | 1.007,66 |
| VOLVO | s60 2.4 d | 126cv mod.2006 | 0,2987 | 1.344,17 |
| VOLVO | s60 2.4 d | 163cv mod.2006 | 0,3285 | 1.478,42 |
| VOLVO | s60 2.4 d5 | 185cv mod.2006 | 0,3320 | 1.494,02 |
| VOLVO | s60 2.4/20v d 130cv | berlina mod.2005 | 0,2920 | 1.313,85 |
| VOLVO | s60 2.4/20v d5 163cv | berlina mod 2005 | 0,3013 | 1.355,76 |
| VOLVO | s80 2.0 d 136cv | berlina | 0,3125 | 1.406,21 |
| VOLVO | s80 2.4 d 163cv | berlina mod.2006 | 0,3334 | 1.500,38 |
| VOLVO | s80 2.4 d5 205cv | mod. 2009 | 0,3500 | 1.574,78 |
| VOLVO | s80 2.4/20v d5 163cv | execut.aut.4p.mod.04 | 0,3935 | 1.770,61 |
| VOLVO | s80 2.4/20v d5 163cv | nordica 4p.mod.2004 | 0,3298 | 1.484,14 |
| VOLVO | s80 d5 185cv | berlina mod.2006 | 0,3458 | 1.555,88 |
| VOLVO | v50 1.6 109cv s.w. | s.w. | 0,2406 | 1.082,60 |
| VOLVO | v50 1.6/16v d | 110cv s.w. | 0,2494 | 1.122,23 |
| VOLVO | v50 2.0/16v d 136cv | s.w. | 0,2769 | 1.246,10 |
| VOLVO | v50 2.4 d5 180cv | s.w. | 0,3181 | 1.431,49 |
| VOLVO | v50 drive 1.6 | 109cv | 0,2217 | 997,83 |
| VOLVO | v70 2.4 d5 | 185cv s.w. mod.2006 | 0,3328 | 1.497,74 |
| VOLVO | v70 2.0 d 136cv | s.w. | 0,3111 | 1.399,89 |
| VOLVO | v70 2.4 d | 163cv s.w.mod.2006 | 0,3223 | 1.450,34 |
| VOLVO | v70 2.4 d 163cv | s.w. mod.2008 | 0,3388 | 1.524,65 |
| VOLVO | v70 2.4 d5 | 185cv awd s.w. mod.2006 | 0,3495 | 1.572,76 |
| VOLVO | v70 2.4 d5 185cv | s.w. mod.2008 | 0,3536 | 1.591,32 |
| VOLVO | v70 2.4/20v d 130cv | s.w. mod.2005 | 0,3148 | 1.416,47 |
| VOLVO | v70 2.4/20v d5 163cv | awd s.w.mod.2005 | 0,3574 | 1.608,44 |
| VOLVO | v70 2.4/20v d5 163cv | s.w. mod.2004 | 0,3248 | 1.461,78 |
| VOLVO | xc60 2.4 awd | 163cv | 0,3566 | 1.604,73 |
| VOLVO | xc60 2.4 d fwd | 175cv | 0,3307 | 1.488,06 |



AUTOVEICOLI A GASOLIO FUORI PRODUZIONE

| MARCA | MODELLO | SERIE | COSTO CHILOMETRICO A 15.000 KM | FRINGE BENEFIT ANNUALE |
|-------|----------------------------|-------------------------|--------------------------------------|---------------------------|
| VOLVO | xc60 2.4 d5 | 185cv | 0,3676 | 1.654,24 |
| VOLVO | xc60 2.4d | 163cv | 0,3633 | 1.635,04 |
| VOLVO | xc60 d5 2.4 awd | 205cv | 0,3665 | 1.649,13 |
| VOLVO | xc70 2.4 d awd | 163cv | 0,3611 | 1.624,78 |
| VOLVO | xc70 2.4 d fwd | 175cv | 0,3382 | 1.522,02 |
| VOLVO | xc70 2.4 d5 | 185cv awd s.w. | 0,3786 | 1.703,79 |
| VOLVO | xc70 2.4 d5 awd | 205cv | 0,3657 | 1.645,61 |
| VOLVO | xc70 2.4 d5 awd | 185cv mod.2008 | 0,3776 | 1.699,25 |
| VOLVO | xc70 2.4/20v d5 163cv | awd s.w. mod.2005 | 0,3724 | 1.675,85 |
| VOLVO | xc90 2.4 d5 | 163cv awd s.w. mod.2004 | 0,4092 | 1.841,33 |
| VOLVO | xc90 2.4 d5 | 185cv awd s.w. | 0,4127 | 1.857,04 |
| VOLVO | xc90 d5 2.4 awd | 185cv | 0,3966 | 1.784,52 |
| VOLVO | xc90 d5 2.4 geartronic awd | 185cv | 0,4479 | 2.015,58 |

