


S O M M A R I O

AGENZIA DELLE ENTRATE

Tabelle nazionali dei costi chilometrici di esercizio di autovetture e motocicli elaborate dall'ACI - Art. 3, comma 1, del decreto legislativo 2 settembre 1997, n. 314. (17A08584)	Pag. 1
---	--------





ESTRATTI, SUNTI E COMUNICATI

AGENZIA DELLE ENTRATE

Tablelle nazionali dei costi chilometrici di esercizio di autovetture e motocicli elaborate dall'ACI - Art. 3, comma 1, del decreto legislativo 2 settembre 1997, n. 314

FRINGE BENEFIT 2018

AUTOVEICOLI A BENZINA IN PRODUZIONE

MARCA	MODELLO	SERIE	COSTO CHILOMETRICO 15.000 KM	FRINGE BENEFIT ANNUALE
ABARTH	124 SPIDER 1.4 T MULTIAIR	170CV	0,6854	3.084,27
ABARTH	595 1.4 TURBO T-JET	145CV	0,5136	2.311,11
ABARTH	595 1.4 TURBO T-JET	165CV	0,5460	2.457,18
ABARTH	595 1.4 TURBO T-JET	180CV	0,5760	2.592,20
ABARTH	595 C 1.4 TURBO T-JET	145CV	0,5336	2.401,26
ABARTH	595 C 1.4 TURBO T-JET	165CV	0,5661	2.547,33
ABARTH	595 C 1.4 TURBO T-JET	180CV	0,5961	2.682,35
ABARTH	695 1.4 T-JET	165CV	0,5748	2.586,43
ABARTH	695 1.4 T-JET	180CV	0,5908	2.658,70
ABARTH	695 1.4 T-JET	190CV	0,6929	3.117,95
ALFA ROMEO	4C 1750	COUPÉ	0,9101	4.095,26
ALFA ROMEO	4C 1750	SPIDER	0,9850	4.432,54
ALFA ROMEO	GIULIA 2.0 TURBO	200CV	0,7174	3.228,15
ALFA ROMEO	GIULIA 2.0 TURBO Q4 VELOCE	280CV AWD	0,8532	3.839,61
ALFA ROMEO	GIULIA 2.9 T V6 QUADRIFOGLIO	510CV	1,1646	5.240,61
ALFA ROMEO	GIULIETTA 1.2 T 120CV	EURO6	0,5280	2.376,16
ALFA ROMEO	GIULIETTA 1.4 T 170CV	EURO6	0,5603	2.521,32
ALFA ROMEO	GIULIETTA 1.4 T MULTIAIR	150CV	0,5325	2.396,39
ALFA ROMEO	GIULIETTA 1750 TURBO 240CV	QUADRIFOGLIO VERDE	0,7071	3.182,03
ALFA ROMEO	MITO 0.9 T 105CV	TWINAIR	0,4435	1.995,67
ALFA ROMEO	MITO 1.4 77CV	EURO6	0,4622	2.079,99
ALFA ROMEO	MITO 1.4 T 170CV	EURO6	0,5398	2.429,17
ALFA ROMEO	MITO 1.4 TURBO MULTIAIR	140CV	0,5109	2.299,05
ALFA ROMEO	STELVIO 2.0 T	200CV	0,7912	3.560,44
ALFA ROMEO	STELVIO 2.0 T	280CV	0,8496	3.823,16
AUDI	A1 1.0 TFSI	82CV	0,4244	1.909,67
AUDI	A1 1.0 TFSI	95CV	0,4280	1.925,89
AUDI	A1 1.4 TFSI	125CV	0,4945	2.225,36
AUDI	A1 1.4 TFSI	150CV	0,5049	2.272,24
AUDI	A1 SPB 1.0 TFSI	82CV	0,4304	1.936,72
AUDI	A1 SPB 1.0 TFSI	95CV	0,4340	1.952,94
AUDI	A1 SPB 1.4 TFSI	125CV	0,5033	2.264,91
AUDI	A1 SPB 1.4 TFSI	150CV	0,5110	2.299,28
AUDI	A3 1.0 TFSI	116CV	0,4988	2.244,77
AUDI	A3 1.4 TFSI 116CV	CABRIO	0,6039	2.717,61
AUDI	A3 1.5 TFSI	150CV	0,5549	2.497,21
AUDI	A3 1.5 TFSI 150CV	CABRIO	0,6277	2.824,56
AUDI	A3 2.0 TFSI	190CV	0,6087	2.739,32
AUDI	A3 2.0 TFSI QUATTRO S-TRONIC	190CV	0,6396	2.878,14
AUDI	A3 CABRIO 1.4 TFSI 116CV	MY2016	0,5995	2.697,78
AUDI	A3 CABRIO 1.4 TFSI 150CV	MY2016	0,6159	2.771,38
AUDI	A3 CABRIO 1.4 TFSI 190CV	MY2016	0,6548	2.946,69
AUDI	A3 CABRIO 1.4 TFSI QUATTRO S-TRONIC 190CV	MY2016	0,6716	3.022,03
AUDI	A3 SEDAN 1.4 TFSI	150CV	0,5709	2.569,05
AUDI	A3 SEDAN 2.0 TFSI	190CV SW	0,6231	2.804,08
AUDI	A3 SEDAN 2.0 TFSI QUATTRO S-TRONIC	190CV SW	0,6540	2.942,91
AUDI	A3 SPB 1.0 TFSI 116CV	MY2016	0,5056	2.275,42
AUDI	A3 SPB 1.4 TFSI 150CV	MY2016	0,5518	2.483,01
AUDI	A3 SPB 2.0 TFSI	190CV	0,6148	2.766,57
AUDI	A3 SPB 2.0 TFSI QUATTRO S-TRONIC	190CV	0,6456	2.905,39
AUDI	A4 1.4 TFSI	190CV	0,7021	3.159,37
AUDI	A4 1.4 TFSI S-TRONIC	150CV	0,6530	2.938,67
AUDI	A4 1.4 TFSI S-TRONIC	190CV	0,7046	3.170,58
AUDI	A4 2.0 TFSI S-TRONIC QUATTRO	252CV	0,7803	3.511,39




MARCA	MODELLO	SERIE	COSTO CHILOMETRICO 15.000 KM	FRINGE BENEFIT ANNUALE
AUDI	A4 2.0 TFSI S-TRONIC	190CV	0,7046	3.170,58
AUDI	A4 2.0 TFSI S-TRONIC	252CV	0,7562	3.403,02
AUDI	A4 ALLROAD 2.0 TFSI	252CV	0,8137	3.661,63
AUDI	A4 AVANT 1.4 TFSI	150CV SW	0,6417	2.887,46
AUDI	A4 AVANT 2.0 TFSI S-TRONIC	190CV SW	0,7197	3.238,55
AUDI	A4 AVANT 2.0 TFSI S-TRONIC QUATTRO	252CV SW	0,7741	3.483,49
AUDI	A5 1.8 TFSI 177CV	CABRIO	0,7562	3.402,98
AUDI	A5 2.0 TFSI 190CV	COUPÉ	0,7141	3.213,55
AUDI	A5 2.0 TFSI 230CV	CABRIO	0,8060	3.626,82
AUDI	A5 2.0 TFSI 230CV QUATTRO S-TR	CABRIO	0,8485	3.818,23
AUDI	A5 2.0 TFSI QUATTRO S-TRONIC	252CV COUPÉ	0,8010	3.604,35
AUDI	A5 2.0 TFSI S-TR 190CV	COUPÉ	0,7194	3.237,26
AUDI	A5 SPB 2.0 TFSI	252CV	0,7829	3.523,24
AUDI	A5 SPB 2.0 TFSI QUATTRO S-TR	252CV	0,8033	3.614,94
AUDI	A6 2.0 TFSI S TRONIC 252CV	MY2015	0,7913	3.560,88
AUDI	A6 3.0 TFSI QUATTRO S TRONIC 333CV	MY2015	0,9535	4.290,82
AUDI	A6 ALLROAD 3.0	333CV	0,9857	4.435,59
AUDI	A6 AVANT 2.0 TFSI S TRONIC 252CV	MY2015	0,8093	3.641,99
AUDI	A6 AVANT 3.0 TFSI QUATTRO S TRONIC 333CV	MY2015	0,9734	4.380,27
AUDI	A7 SPB 3.0 TFSI QUATTRO S-TRONIC	333CV	1,0232	4.604,30
AUDI	A8 4.0 TFSI 435CV	QUATTRO TIPTRONIC	1,3861	6.237,58
AUDI	Q2 1.0 TFSI	116CV	0,4936	2.221,31
AUDI	Q2 1.0 TFSI S-TRONIC	116CV	0,5074	2.283,27
AUDI	Q2 1.4 TFSI	150CV	0,5387	2.424,01
AUDI	Q2 1.4 TFSI S-TRONIC	150CV	0,5497	2.473,47
AUDI	Q3 1.4 TFSI	150CV	0,5880	2.646,00
AUDI	Q3 2.0 TFSI 180CV	QUATTRO S TRONIC	0,7323	3.295,13
AUDI	Q3 2.0 TFSI 220CV	QUATTRO S TRONIC SPORT	0,7472	3.362,37
AUDI	Q5 2.0 TFSI QUATTRO S-TRONIC	252CV	0,8238	3.707,27
AUDI	Q7 3.0 TFSI QUATTRO TIPTRONIC	333CV	0,9873	4.442,70
AUDI	R8 SPYDER 5.2 FSI QUATTRO S-TRONIC	540CV	1,9895	8.952,60
AUDI	RS7 SPB 4.0 V8 QUATTRO TIPTRONIC	560CV	1,5059	6.776,69
AUDI	S1 2.0 TFSI	231CV	0,6841	3.078,58
AUDI	S1 SPB 2.0 TFSI	231CV	0,6913	3.110,96
AUDI	S3 2.0 TFSI QUATTRO	300CV	0,7379	3.320,75
AUDI	S5 SPB 3.0	350CV	1,0076	4.534,26
AUDI	S7 SPB 4.0 V8 QUATTRO S-TRONIC	450CV	1,2767	5.745,15
AUDI	TT 1.8 TFSI 180CV	COUPÉ	0,6863	3.088,53
AUDI	TT 1.8 TFSI 180CV	ROADSTER	0,7074	3.183,43
AUDI	TT 2.0 TFSI 230CV	COUPÉ MY2014	0,7527	3.386,96
AUDI	TT 2.0 TFSI 230CV	ROADSTER MY2014	0,7777	3.499,80
AUDI	TT 2.0 TFSI 230CV QUATTRO S-TRONIC	COUPÉ MY2014	0,7849	3.531,88
AUDI	TT 2.0 TFSI 230CV QUATTRO S-TRONIC	ROADSTER MY2014	0,8099	3.644,73
AUDI	TT 2.0 TFSI 310CV QUATTRO S-TRONIC	COUPÉ MY2014	0,8731	3.928,99
BMW	116i 1.5	109CV	0,5020	2.259,11
BMW	118i 1.5	136CV	0,5221	2.349,66
BMW	120i 2.0	184CV	0,5978	2.689,96
BMW	125i 2.0 M SPORT	224CV	0,6649	2.991,85
BMW	216i 1.5 102CV	ACTIVE TOURER	0,5306	2.387,59
BMW	218i 1.5 136CV	ACTIVE TOURER	0,5522	2.484,92
BMW	218i 1.5 136CV	CABRIO	0,6209	2.794,24
BMW	218i 1.5 136CV	COUPÉ EURO6	0,5621	2.529,54
BMW	218i 1.5 136CV	GRAN TOURER	0,5711	2.569,79
BMW	220i 2.0 184CV	CABRIO	0,6931	3.119,03




MARCA	MODELLO	SERIE	COSTO CHILOMETRICO 15.000 KM	FRINGE BENEFIT ANNUALE
BMW	220I 2.0 184CV	COUPÉ EURO6	0,6572	2.957,26
BMW	220I 2.0 192CV	ACTIVE TOURER	0,6559	2.951,37
BMW	220I 2.0 192CV	GRAN TOURER	0,6540	2.942,87
BMW	225I 2.0 231CV	ACTIVE TOURER	0,7171	3.226,77
BMW	225I XDRIVE 2.0 231CV	ACTIVE TOURER	0,7415	3.336,75
BMW	228I 2.0 245CV	CABRIO	0,7808	3.513,68
BMW	228I 2.0 245CV	COUPÉ EURO6	0,7635	3.435,56
BMW	230I 2.0 252CV MSPORT	CABRIO	0,7898	3.554,32
BMW	235I 3.0 326CV	COUPÉ M EURO6	0,9071	4.081,89
BMW	235XI 3.0 326CV	COUPÉ EURO6	0,9163	4.123,17
BMW	318I 1.5	136CV	0,5877	2.644,44
BMW	318I TOURING 1.5	136CV	0,6076	2.734,20
BMW	335I 3.0 306CV	GRAN TURISMO	0,8760	3.941,98
BMW	340I 3.0	326CV	0,8299	3.734,64
BMW	340I XDRIVE 3.0	326CV	0,8540	3.843,01
BMW	340IA 3.0 326CV	GRAN TURISMO	0,8781	3.951,36
BMW	340IA 3.0 XDRIVE 326CV	GRAN TURISMO	0,9029	4.062,93
BMW	340IA TOURING 3.0	326CV	0,8447	3.801,32
BMW	340IA XDRIVE TOURING 3.0	326CV	0,8723	3.925,40
BMW	430I 2.0 252CV	CABRIO	0,8631	3.884,03
BMW	430I 2.0 252CV	COUPÉ	0,7977	3.589,70
BMW	430I 2.0 252CV	GRAN COUPÉ	0,7806	3.512,75
BMW	440I XDRIVE 3.0 326CV	CABRIO	0,9946	4.475,55
BMW	440I XDRIVE 3.0 326CV	COUPÉ	0,9432	4.244,39
BMW	440I XDRIVE 3.0 326CV	GRAN COUPÉ	0,9289	4.179,94
BMW	520I 2.0	184CV BERLINA	0,7881	3.546,58
BMW	520I TOURING 2.0	184CV SW	0,8119	3.653,35
BMW	530I 2.0 XDRIVE	252CV BERLINA	0,8517	3.832,59
BMW	530I TOURING XDRIVE 2.0	252CV SW	0,8911	4.009,89
BMW	535I TOURING XDRIVE 3.0	306CV SW	0,9617	4.327,86
BMW	535I XDRIVE GRAN TURISMO 3.0	306CV	1,0097	4.543,63
BMW	540I 3.0 XDRIVE	340CV BERLINA	0,9584	4.312,94
BMW	640I 3.0 L6 320CV	CABRIO	1,2054	5.424,25
BMW	640I 3.0 L6 320CV	COUPÉ	1,1351	5.107,81
BMW	640I GT XDRIVE 3.0	340CV	1,0451	4.702,81
BMW	640I XDRIVE 3.0 L6 320CV	CABRIO	1,2392	5.576,54
BMW	640I XDRIVE 3.0 L6 320CV	COUPÉ	1,1686	5.258,50
BMW	750I 4.4	450CV	1,3141	5.913,53
BMW	750I XDRIVE 4.4	450CV	1,3453	6.053,63
BMW	M140I 3.0	340CV	0,8079	3.635,48
BMW	M140I 3.0 XDRIVE	340CV	0,8277	3.724,61
BMW	M2 3.0 370CV	COUPÉ	0,9871	4.441,76
BMW	M235I 3.0 326CV	CABRIO	0,8881	3.996,32
BMW	M235I XDRIVE 3.0	326CV CABRIO	0,9407	4.233,08
BMW	M235I XDRIVE 3.0	326CV COUPÉ	0,8772	3.947,57
BMW	M240I 3.0 340CV	CABRIO	0,9029	4.063,20
BMW	M240I 3.0 340CV	COUPÉ	0,8682	3.906,75
BMW	M240I 3.0 340CV XDRIVE	CABRIO	0,9255	4.164,84
BMW	M240I 3.0 340CV XDRIVE	COUPÉ	0,8880	3.995,88
BMW	M4 3.0 431CV	COUPÉ	1,1532	5.189,58
BMW	M4 3.0 500CV GTS	COUPÉ	1,6857	7.585,72
BMW	X1 SDRIVE 18I 1.5	136CV	0,5601	2.520,64
BMW	X3 XDRIVE M40I 3.0	360CV	1,0282	4.627,09
BMW	X4 XDRIVE 20IA 2.0	184CV	0,8001	3.600,46



MARCA	MODELLO	SERIE	COSTO CHILOMETRICO 15.000 KM	FRINGE BENEFIT ANNUALE
BMW	X4 XDRIVE M40IA 3.0	360CV	1,0385	4.673,34
BMW	X5 M 4.4	575CV	1,5384	6.922,66
BMW	X5 XDRIVE 35I 3.0	306CV	1,0057	4.525,78
BMW	X5 XDRIVE 50I 4.4	450CV	1,2277	5.524,49
BMW	X6 M 4.4 575CV	EURO6	1,5512	6.980,23
BMW	X6 XDRIVE 35I 3.0 306CV	EURO6	1,0512	4.730,22
BMW	X6 XDRIVE 50I 4.4	450CV	1,2082	5.437,06
CITROEN	BERLINGO MULTISPACE 1.6	95CV	0,4970	2.236,52
CITROEN	C1 1.0 VTI 68CV	MY2014	0,3595	1.617,56
CITROEN	C1 1.2 VTI 82CV	MY2014	0,3876	1.744,40
CITROEN	C1 AIRSCAPE 1.0 VTI 68CV	MY2014	0,3807	1.713,11
CITROEN	C1 AIRSCAPE 1.2 VTI 82CV	MY2014	0,3969	1.785,87
CITROEN	C3 AIRCROSS 1.2 PURETECH	110CV	0,4355	1.959,60
CITROEN	C3 AIRCROSS 1.2 PURETECH	82CV	0,4101	1.845,65
CITROEN	C3 AIRCROSS 1.2 PURETECH S&S	130CV	0,4566	2.054,70
CITROEN	C3 III 1.2	110CV	0,4363	1.963,22
CITROEN	C3 III 1.2	68CV	0,3875	1.743,90
CITROEN	C3 III 1.2	82CV	0,4234	1.905,38
CITROEN	C3 PICASSO 1.2	110CV	0,4439	1.997,41
CITROEN	C3 PICASSO 1.4 VTI	95CV	0,4751	2.137,87
CITROEN	C4 1.2	110CV	0,4479	2.015,71
CITROEN	C4 CACTUS 1.2 VTI	75CV	0,4210	1.894,46
CITROEN	C4 CACTUS 1.2 VTI	82CV	0,4359	1.961,43
CITROEN	C4 CACTUS PURETECH 1.2	110CV	0,4538	2.042,26
CITROEN	C4 GRAN PICASSO 1.2	130CV	0,5376	2.419,16
CITROEN	C4 GRAN PICASSO 1.6 THP	165CV	0,6167	2.775,12
CITROEN	C4 PICASSO 1.2	130CV	0,5208	2.343,44
CITROEN	C4 PICASSO 1.6 THP	165CV	0,6046	2.720,62
CITROEN	C-ELYSEE 1.2	82CV	0,4126	1.856,90
DACIA	DUSTER 1.2 TCE 125CV	4X2	0,4302	1.936,08
DACIA	DUSTER 1.2 TCE S&S 125CV	4X4	0,4479	2.015,49
DACIA	DUSTER 1.6 115CV	4X2	0,4465	2.009,36
DACIA	DUSTER 1.6 115CV	4X4	0,5019	2.258,44
DACIA	LODGY 1.2 TCE	115CV	0,4256	1.915,31
DACIA	LODGY 1.6 100CV	5 POSTI	0,4283	1.927,40
DACIA	LODGY 1.6 100CV	7 POSTI	0,4361	1.962,67
DACIA	LOGAN MCV 0.9 TCE	90CV	0,3668	1.650,69
DACIA	SANDERO STEPWAY 0.9 TCE	90CV	0,3779	1.700,54
DR	CITY CROSS 1.3	83CV	0,4101	1.845,64
DR	DR5 1.6	126CV	0,4834	2.175,34
DR	DR5 2.0 139CV	4WD	0,5423	2.440,50
DR	ZERO 1.0	70CV	0,3385	1.523,21
DS	DS3 1.2	82CV	0,4245	1.910,24
DS	DS3 1.2 PURETECH	130CV	0,4608	2.073,45
DS	DS3 1.2 PURETECH 110CV	MY2017	0,4474	2.013,27
DS	DS3 1.2 PURETECH 110CV CABRIO	MY2017	0,4754	2.139,48
DS	DS3 1.2 PURETECH 130CV	CABRIO	0,4888	2.199,65
DS	DS3 1.6 PERFORMANCE	208CV	0,5813	2.615,98
DS	DS3 1.6 PERFORMANCE 208CV	CABRIO	0,6045	2.720,17
DS	DS3 1.6 THP	165CV	0,5329	2.398,01
DS	DS3 1.6 THP 165CV	CABRIO	0,5578	2.510,22
DS	DS4 1.2 PURETECH 131CV	MY2017	0,5184	2.332,89
DS	DS4 1.6 THP	165CV	0,5598	2.518,88
DS	DS5 1.6 THP	165CV	0,6159	2.771,58




MARCA	MODELLO	SERIE	COSTO CHILOMETRICO 15.000 KM	FRINGE BENEFIT ANNUALE
DS	DS5 1.6 THP	210CV	0,6871	3.091,91
FERRARI	488 GTB	670CV	2,1848	9.831,75
FERRARI	812 SUPERFAST 6.5	800CV	2,9259	13.166,69
FERRARI	F12 BERLINETTA 6.3	740CV	2,8163	12.673,31
FERRARI	GTC4 LUSO 6.3	689CV	2,7548	12.396,69
FERRARI	PORTOFINO 3.9	600CV	2,1226	9.551,62
FIAT	124 SPIDER 1.4 MULTIAIR	140CV	0,5794	2.607,48
FIAT	500 0.9 TWINAIR	85CV	0,3899	1.754,47
FIAT	500 0.9 TWINAIR TURBO	105CV	0,4280	1.926,07
FIAT	500 1.2	69CV	0,3955	1.779,53
FIAT	500C 0.9 TWINAIR	85CV	0,4179	1.880,69
FIAT	500C 0.9 TWINAIR TURBO	105CV	0,4561	2.052,28
FIAT	500C 1.2	69CV	0,4235	1.905,73
FIAT	500L 1.4	95CV	0,4797	2.158,81
FIAT	500L WAGON 09 TWINAIR	105CV	0,4479	2.015,63
FIAT	500X 1.4 MULTIAIR	140CV	0,5288	2.379,65
FIAT	500X 1.4 MULTIAIR	170CV 4X4	0,5774	2.598,43
FIAT	500X 1.6 E-TORQ	110CV	0,5094	2.292,22
FIAT	PANDA 0.9 TWINAIR T	85CV	0,3743	1.684,38
FIAT	PANDA 1.2	69CV	0,3796	1.708,42
FIAT	PANDA CROSS 0.9 TWINAIR 90CV	4X4	0,4641	2.088,58
FIAT	PUNTO 1.2 8V	69CV	0,4165	1.874,25
FIAT	TIPO 1.4 5PORTE	120CV	0,4735	2.130,82
FIAT	TIPO 1.4 5PORTE 95CV	MY2016	0,4532	2.039,24
FIAT	TIPO 1.4 120CV SW	MY2016	0,4912	2.210,48
FIAT	TIPO 1.4 95CV	MY2016	0,4419	1.988,76
FIAT	TIPO 1.4 95CV SW	MY2016	0,4644	2.089,72
FORD	B-MAX 1.0 ECOBOOST	100CV	0,4431	1.993,76
FORD	B-MAX 1.0 ECOBOOST	125CV	0,4577	2.059,65
FORD	B-MAX 1.4 90CV	PLUS	0,4682	2.107,02
FORD	B-MAX 1.6 105CV	POWERSHIFT	0,4982	2.242,10
FORD	C MAX 1.5 ECOBOOST	150CV	0,5477	2.464,64
FORD	C-MAX PLUS 1.0 ECOBOOST	100CV	0,4604	2.071,97
FORD	C-MAX PLUS 1.0 ECOBOOST	125CV	0,4876	2.194,08
FORD	ECOSPORT 1.0 ECOBOOST	125CV	0,4414	1.986,11
FORD	ECOSPORT 1.0 ECOBOOST	140CV	0,4702	2.116,03
FORD	ECOSPORT 1.5	110CV	0,4681	2.106,50
FORD	FIESTA 1.0 ECOBOOST 125CV	MY2017	0,4309	1.938,94
FORD	FIESTA 1.0 ECOBOOST 140CV	MY2017	0,4486	2.018,70
FORD	FIESTA 1.0 PLUS 100CV	MY2017	0,4017	1.807,81
FORD	FIESTA 1.1 PLUS 70CV	MY2017	0,4012	1.805,30
FORD	FIESTA 1.1 PLUS 85CV	MY2017	0,4071	1.831,84
FORD	FIESTA 1.6 182CV	ST	0,5294	2.382,33
FORD	FIESTA ST 1.6	200CV	0,5549	2.497,05
FORD	FOCUS 1.0 ECOBOOST	100CV	0,4440	1.997,91
FORD	FOCUS 1.0 ECOBOOST	100CV SW	0,4622	2.079,83
FORD	FOCUS 1.0 ECOBOOST	125CV	0,4986	2.243,76
FORD	FOCUS 1.0 ECOBOOST	125CV SW	0,4828	2.172,76
FORD	FOCUS 1.5 150CV	ECOBOOST	0,5466	2.459,76
FORD	FOCUS 1.5 150CV	STATION SW	0,5565	2.504,16
FORD	FOCUS ST 2.0 ECOBOOST	250CV	0,6684	3.007,61
FORD	FOCUS ST 2.0 ECOBOOST	250CV SW	0,6755	3.039,67
FORD	GALAXY 1.5 ECOBOOST	160CV	0,6385	2.873,03
FORD	KA+ 1.2 TI	71CV	0,3641	1.638,38



MARCA	MODELLO	SERIE	COSTO CHILOMETRICO 15.000 KM	FRINGE BENEFIT ANNUALE
FORD	KA+ 1.2 TI VCT	85CV	0,3780	1.700,98
FORD	KUGA 1.5 120CV	2WD ECOBOOST	0,5599	2.519,36
FORD	KUGA 1.5 150CV	2WD ECOBOOST	0,6040	2.717,85
FORD	MONDEO 1.5 160CV	ECOBOOST	0,5745	2.585,22
FORD	MONDEO 2.0 203CV	ECOBOOST	0,6867	3.089,95
FORD	MONDEO 2.0 240CV	ECOBOOST	0,7046	3.170,55
FORD	MONDEO STATION 1.5 160CV	ECOBOOST	0,5844	2.629,62
FORD	MONDEO STATION 2.0 203CV	ECOBOOST	0,7001	3.150,54
FORD	MONDEO STATION 2.0 240CV	ECOBOOST	0,7145	3.215,12
FORD	S MAX 1.5 ECOBOOST	160CV	0,6011	2.704,86
FORD	S MAX 2.0 ECOBOOST	240CV	0,7159	3.221,36
FORD	TOURNEO CONNECT 1.0	100CV	0,4661	2.097,49
FORD	TOURNEO COURIER 1.0	100CV	0,4116	1.852,16
HONDA	CIVIC 1.0	129CV	0,4810	2.164,65
HONDA	CIVIC 1.5	182CV	0,5633	2.535,04
HONDA	CR-V 2.0 I-VTEC	155CV 2WD	0,5928	2.667,47
HONDA	HR-V 1.5 VTEC	130 CV	0,4721	2.124,65
HONDA	JAZZ 1.3	102 CV	0,4174	1.878,50
HONDA	JAZZ 1.3 CVT	102 CV	0,4190	1.885,49
HYUNDAI	I10 1.0 MPI 66CV	MY2014	0,3816	1.717,25
HYUNDAI	I10 1.2 MPI 87CV	MY2014	0,4219	1.898,69
HYUNDAI	I20 1.0 T-GDI	100CV	0,4125	1.856,24
HYUNDAI	I20 1.2 75CV	MY2015	0,4296	1.933,11
HYUNDAI	I20 1.2 84CV	MY2015	0,4200	1.890,01
HYUNDAI	I30 1.0 T-GDI	120CV	0,4537	2.041,80
HYUNDAI	I30 1.4 MPI	100CV	0,4695	2.112,57
HYUNDAI	I30 1.4 T-GDI	140CV	0,5105	2.297,42
HYUNDAI	I30 WAGON 1.0 T-GDI	120CV	0,4613	2.075,94
HYUNDAI	I30 WAGON 1.4 MPI	100CV	0,4780	2.150,88
HYUNDAI	I30 WAGON 1.4 T-GDI	140CV	0,5163	2.323,22
HYUNDAI	I40 1.6	135CV	0,5715	2.571,78
HYUNDAI	IX20 1.4	90CV	0,4521	2.034,57
HYUNDAI	TUCSON 1.6 177CV	4WD	0,6237	2.806,50
HYUNDAI	TUCSON 1.6 GDI	132CV	0,5294	2.382,43
INFINITI	Q30 1.6T	122CV	0,5636	2.536,23
INFINITI	Q30 1.6T	156CV	0,6184	2.782,60
INFINITI	Q30 2.0T AWD	211CV	0,7267	3.270,15
INFINITI	Q50 2.0T	211CV	0,7724	3.475,84
INFINITI	Q60 2.0T	211CV	0,8009	3.603,92
INFINITI	Q60 3.0T	405CV	1,0212	4.595,49
INFINITI	Q70 3.7 S	320CV	1,0928	4.917,64
INFINITI	QX70 3.7 320CV	ND	0,9954	4.479,27
INFINITI	QX70 5.0 390CV	ND	1,1631	5.233,97
JAGUAR	E-PACE 2.0	249CV AWD	0,7668	3.450,51
JAGUAR	E-PACE 2.0	300CV AWD	0,8540	3.842,78
JAGUAR	F-PACE 2.0	250CV AWD	0,8240	3.707,87
JAGUAR	F-PACE 2.0	300CV AWD	0,8621	3.879,58
JAGUAR	F-PACE 3.0	380CV AWD	1,0790	4.855,62
JAGUAR	F-TYPE 3.0 V6 340	SPIDER	1,1306	5.087,62
JAGUAR	F-TYPE 3.0 V6 340CV	COUPÉ	1,0628	4.782,49
JAGUAR	F-TYPE R 5.0 V8 551CV	COUPÉ	1,4816	6.667,11
JAGUAR	F-TYPE S 3.0 V6 380CV	COUPÉ	1,1751	5.287,87
JAGUAR	XE 2.0 TURBO AUT	200CV	0,7285	3.278,10
JAGUAR	XE 2.0 TURBO AUT.	240CV	0,7611	3.425,13




MARCA	MODELLO	SERIE	COSTO CHILOMETRICO 15.000 KM	FRINGE BENEFIT ANNUALE
JAGUAR	XE 3.0 SC AUT	340CV	0,9384	4.222,60
JAGUAR	XF 3.0 340CV	EURO6	0,9772	4.397,40
JAGUAR	XF 3.0 340CV AWD	EURO6	1,0018	4.508,01
JAGUAR	XF 3.0 380CV	EURO6	1,0421	4.689,47
JAGUAR	XF 3.0 380CV AWD	EURO6	1,0667	4.800,08
JAGUAR	XF SPORTBRAKE 2.0	250CV SW	0,8574	3.858,38
JAGUAR	XJ 3.0 V6 AWD 340CV	MY2017	1,2783	5.752,29
JAGUAR	XJ R575 5.0 575CV	MY2017	1,7000	7.649,79
JAGUAR	XJR 5.0 V8	550CV	1,6774	7.548,40
JEEP	COMPASS 1.4 140CV	2WD	0,5234	2.355,10
JEEP	GRAND CHEROKEE 6.4 V8	468CV	1,3192	5.936,23
JEEP	RENEGADE 1.4 MULTIAIR	140CV	0,5163	2.323,39
JEEP	RENEGADE 1.4 MULTIAIR	170CV 4WD	0,5884	2.647,68
JEEP	RENEGADE 1.6 E-TORQ	110CV	0,5151	2.317,94
KIA	CARENS 1.6	135CV	0,5261	2.367,37
KIA	CEE D 1.0 T-GDI	100CV	0,4580	2.061,02
KIA	CEE D 1.0 T-GDI	120CV	0,4815	2.166,95
KIA	CEE D 1.6 GDI	135CV	0,4865	2.189,30
KIA	OPTIMA SW 2.0 T-GDI	245CV	0,7934	3.570,33
KIA	PICANTO 1.0	67CV	0,3560	1.601,97
KIA	PICANTO 1.2	84CV	0,4105	1.847,45
KIA	RIO 1.2	85CV	0,4054	1.824,25
KIA	SOUL 1.6 GDI	132CV	0,5116	2.302,35
KIA	SPORTAGE 1.6 GDI 2WD	132CV	0,5317	2.392,74
KIA	SPORTAGE 1.6 T-GDI AWD	177CV	0,6441	2.898,24
KIA	STONIC 1.0 T-GDI	120CV	0,4165	1.874,27
KIA	STONIC 1.2 MPI	84CV	0,4350	1.957,32
KIA	STONIC 1.4 MPI	100CV	0,4326	1.946,52
KIA	VENGA 1.4	90CV	0,4543	2.044,47
LAMBORGHINI	HURACAN COUPÉ 5.2	580CV	2,0640	9.287,98
LANCIA	YPSILON 0.9 T.AIR	85CV	0,3986	1.793,63
LANCIA	YPSILON 1.2	69CV	0,3985	1.793,39
LAND ROVER	DISCOVERY 5 3.0	340CV	1,0076	4.534,15
LAND ROVER	DISCOVERY SPORT 2.0 SI4	240CV	0,7692	3.461,24
LAND ROVER	RANGE ROVER EVOQUE 2.0	SI4 240CV	0,8455	3.804,62
LAND ROVER	RANGE ROVER EVOQUE CABRIO 2.0	240CV	0,8824	3.970,64
LAND ROVER	RANGE ROVER SPORT 2.0 SI4	300CV	0,9676	4.354,13
LAND ROVER	RANGE ROVER SPORT 3.0	340CV	1,1103	4.996,47
LAND ROVER	RANGE ROVER SPORT 5.0	575CV	1,5795	7.107,93
LAND ROVER	RANGE ROVER SPORT 5.0 V8	525CV	1,3315	5.991,83
MASERATI	GHIBLI 3.0 V6	430CV S	1,4037	6.316,75
MASERATI	GHIBLI 3.0 V6 Q4	430CV S	1,4376	6.468,98
MASERATI	GHIBLI 3.8 V8 GTS	530CV	1,8138	8.162,17
MASERATI	GRANTURISMO SPORT	460CV	1,8322	8.245,09
MASERATI	LEVANTE 3.0 V6 AWD	350CV	1,1393	5.126,91
MASERATI	LEVANTE 3.0 V6 AWD	430CV	1,2443	5.599,44
MASERATI	QUATTROPORTE GTS 3.8 V6	530CV	1,7973	8.087,86
MASERATI	QUATTROPORTE S 3.0 V6	410CV	1,3790	6.205,68
MASERATI	QUATTROPORTE SQ4 3.0 V6	410CV	1,4125	6.356,21
MAZDA	2 1.5 75CV	MY2015	0,4202	1.890,92
MAZDA	2 1.5 90CV	MY2015	0,4284	1.927,84
MAZDA	3 1.5	100CV	0,4567	2.055,07
MAZDA	3 2.0	165CV	0,5515	2.481,56
MAZDA	6 2.0L SKYACTIV-G	165CV	0,6316	2.842,01



MARCA	MODELLO	SERIE	COSTO CHILOMETRICO 15.000 KM	FRINGE BENEFIT ANNUALE
MAZDA	6 2.0L SKYACTIV-G 165CV	WAGON	0,6316	2.842,01
MAZDA	6 2.5L AUT	192CV	0,6987	3.144,11
MAZDA	6 2.5L AUT	192CV WAGON	0,7005	3.152,44
MAZDA	CX 3 2.0L 4X2	120CV	0,5276	2.374,40
MAZDA	CX 3 2.0L 4X4	150CV	0,5841	2.628,35
MAZDA	CX 5 2.5L SKYACTIV-G 194CV	4WD	0,7147	3.216,10
MAZDA	CX 5 2.0L SKYACTIV-G 160CV	4WD	0,6366	2.864,53
MAZDA	CX 5 2.0L SKYACTIV-G 165CV	2WD	0,6029	2.713,12
MAZDA	MX-5 SKYACTIVE	1.5 131 CV	0,5550	2.497,67
MERCEDES	A 160 1.6	102 CV EURO 6	0,5215	2.346,76
MERCEDES	A 180 1.6	122CV	0,5509	2.478,87
MERCEDES	A 200 1.6	156CV	0,5797	2.608,87
MERCEDES	A 220 2.0 4MATIC	184CV	0,6575	2.958,89
MERCEDES	A 250 2.0	211 CV EURO 6	0,6429	2.892,87
MERCEDES	A 250 2.0 4MATIC	211CV	0,7111	3.199,82
MERCEDES	A 45 AMG 4MATIC	360CV	0,8025	3.611,18
MERCEDES	B 160 1.6	102CV	0,5200	2.339,78
MERCEDES	B 180 1.6	122CV	0,5387	2.424,16
MERCEDES	B 200 1.6	156CV	0,5659	2.546,53
MERCEDES	B 250 2.0	211CV	0,6501	2.925,34
MERCEDES	B 250 AUT 2.0	211CV	0,6789	3.055,19
MERCEDES	B 250 AUT 4MATIC 2.0	211CV	0,7024	3.160,89
MERCEDES	C 180 1.6	156CV CABRIO	0,7273	3.272,69
MERCEDES	C 180 1.6	156CV COUPÉ	0,6561	2.952,59
MERCEDES	C 180 1.6 156CV	MY2014	0,6159	2.771,64
MERCEDES	C 180 SW 1.6 156CV	MY2014	0,6346	2.855,59
MERCEDES	C 200 1.8	184CV COUPÉ	0,7001	3.150,52
MERCEDES	C 200 2.0 184CV	CABRIO	0,7703	3.466,45
MERCEDES	C 200 2.0 184CV	MY2014	0,6778	3.050,30
MERCEDES	C 200 2.0 4MATIC 184CV	CABRIO	0,8282	3.726,87
MERCEDES	C 200 SW 2.0 184CV	MY2014	0,6937	3.121,73
MERCEDES	C 250 2.0 211CV	CABRIO	0,8343	3.754,37
MERCEDES	C 250 2.0 211CV	MY2014	0,7160	3.222,15
MERCEDES	C 250 2.0 211CV AUT	COUPÉ	0,7913	3.561,02
MERCEDES	C 250 SW 2.0 211CV	MY2014	0,7338	3.301,92
MERCEDES	C 300 2.0 245CV	CABRIO	0,8719	3.923,38
MERCEDES	C 300 2.0 245CV AUT	COUPÉ	0,8311	3.740,12
MERCEDES	C 400 3.0 333CV	4MATIC	0,9336	4.201,13
MERCEDES	C 400 3.0 4MATIC 333CV	CABRIO	1,0205	4.592,47
MERCEDES	C 400 SW 3.0 333CV	4MATIC	0,9476	4.264,23
MERCEDES	C 43 3.0 4MATIC AMG 367CV	CABRIO	1,1021	4.959,29
MERCEDES	C 43 AMG 3.0 4MATIC	367CV	1,0133	4.559,71
MERCEDES	C 63 4.0 AMG 476CV	CABRIO	1,2548	5.646,68
MERCEDES	C 63 4.0 AMG S 510CV	CABRIO	1,3341	6.003,37
MERCEDES	C 63 AMG 4.0	476CV	1,1851	5.332,88
MERCEDES	C 63 SW AMG 4.0	476CV	1,2000	5.400,21
MERCEDES	CLA 180 1.6	122CV	0,5848	2.631,53
MERCEDES	CLA 200 1.6	156CV	0,6111	2.749,99
MERCEDES	CLA 220 2.0 184CV	4MATIC	0,6998	3.149,25
MERCEDES	CLA 250 AUT 2.0	211CV	0,7178	3.230,16
MERCEDES	CLA 45 2.0 4MATIC	381CV	0,9016	4.057,08
MERCEDES	CLS 400 3.5	333CV	0,9955	4.479,80
MERCEDES	CLS 500 4.6	408CV	1,2244	5.509,74
MERCEDES	E 200 2.0 184CV	CABRIO	0,7643	3.439,15




MARCA	MODELLO	SERIE	COSTO CHILOMETRICO 15.000 KM	FRINGE BENEFIT ANNUALE
MERCEDES	E 200 2.0 184CV	SW	0,7510	3.379,62
MERCEDES	E 200 2.0 184CV AUTOSPORT	BERLINA	0,7789	3.505,00
MERCEDES	E 250 2.0 211CV	BERLINA	0,7961	3.582,60
MERCEDES	E 250 2.0 211CV	CABRIO	0,7974	3.588,28
MERCEDES	E 250 2.0 211CV	SW	0,8374	3.768,49
MERCEDES	E 400 4MATIC 3.0	333CV COUPÉ	1,0952	4.928,54
MERCEDES	E 400 AUT 3.5	333CV	0,9787	4.404,00
MERCEDES	E 400 AUT 4MATIC 3.5	333CV	1,0070	4.531,61
MERCEDES	E 500 AUT 4MATIC 4.7	408CV	1,1626	5.231,70
MERCEDES	E 500 AUT 4.7	408CV	1,1323	5.095,44
MERCEDES	G 500 4.0	421CV SW	1,3351	6.007,85
MERCEDES	GL 500 BLUEFF 4.6	435CV	1,3346	6.005,88
MERCEDES	GLA 180 1.6	122CV	0,5873	2.642,96
MERCEDES	GLA 200 1.6 156CV	MY2014	0,6117	2.752,48
MERCEDES	GLA 250 AUT 2.0 211CV	MY2014	0,6947	3.126,23
MERCEDES	GLA 250 AUT 4MATIC 2.0 211CV	MY2014	0,7182	3.232,03
MERCEDES	GLA 45 AMG 2.0	381CV	0,9428	4.242,72
MERCEDES	GLC 250 2.0	211CV	0,7661	3.447,37
MERCEDES	GLC 250 2.0 4MATIC 211CV	COUPÉ	0,8113	3.650,91
MERCEDES	GLE 400 3.0 4MATIC	333CV	1,0185	4.583,21
MERCEDES	GLE 43 3.0 AMG 4MATIC	367CV	1,1103	4.996,13
MERCEDES	GLE 450 3.0 AMG 4MATIC	365CV	1,1240	5.057,96
MERCEDES	GLE 500 4.7 4MATIC	455CV	1,2146	5.465,52
MERCEDES	GLE 63 5.5 AMG 4MATIC	557CV	1,5151	6.818,06
MERCEDES	GLE 63 5.5 AMG S 4MATIC	585CV	1,6123	7.255,51
MERCEDES	GLK 200 2.0	184CV	0,7040	3.167,92
MERCEDES	GLK 250 2.0	211CV	0,7392	3.326,31
MERCEDES	GLK 250 2.0 4MATIC	211CV	0,7363	3.313,52
MERCEDES	GLK 350 3.5 4MATIC	306CV	0,9427	4.242,18
MERCEDES	GLS 400 3.0 4MATIC	333CV	1,1229	5.053,16
MERCEDES	GLS 500 4.7 4MATIC	455CV	1,3187	5.934,30
MERCEDES	GT AMG 4.0	462CV	1,5252	6.863,61
MERCEDES	GT AMG S 4.0	510CV	1,6743	7.534,54
MERCEDES	ML 400 3.0 333CV	4MATIC	1,0218	4.597,99
MERCEDES	ML 500 BLUEFF 4.6	408CV	1,2088	5.439,66
MERCEDES	S 400 3.0 333CV	4MATIC	1,2561	5.652,55
MERCEDES	S 450 3.0	367CV	1,2603	5.671,28
MERCEDES	S 450 3.0 4MATIC	367CV	1,2946	5.825,49
MERCEDES	S 500 3.0	435CV	1,4211	6.394,95
MERCEDES	S 500 4.7	455CV	1,3901	6.255,63
MERCEDES	S 500 4.7 455CV	CABRIO	1,6353	7.358,78
MERCEDES	S 560 4MATIC 4.0	469CV	1,4548	6.546,72
MERCEDES	S 600 6.0	530CV	1,9095	8.592,94
MERCEDES	S 63 AMG 4MATIC 4.0	612CV	1,8729	8.428,08
MERCEDES	S 63 AMG 5.5	585CV	1,8649	8.392,07
MERCEDES	S SEC 400 3.0 367CV	COUPÉ	1,2681	5.706,60
MERCEDES	S SEC 500 4.7 455CV	COUPÉ	1,4978	6.739,98
MERCEDES	S SEC 63 AMG 5.5	585CV	1,9220	8.648,91
MERCEDES	SL 400 3.0 367CV	ROADSTER	1,2961	5.832,60
MERCEDES	SL 500 4.7 455CV	ROADSTER	1,4700	6.615,02
MERCEDES	SLC 180 1.6	156CV	0,6498	2.923,96
MERCEDES	SLC 200 2.0	184CV	0,7233	3.254,99
MERCEDES	SLC 300 2.0	245CV	0,7729	3.478,08
MERCEDES	SLC 43 AMG 3.0	367CV	1,0209	4.594,01




MARCA	MODELLO	SERIE	COSTO CHILOMETRICO 15.000 KM	FRINGE BENEFIT ANNUALE
MINI	MINI COOPER COUNTRYMAN 1.5	136CV	0,5484	2.467,90
MINI	MINI COOPER COUNTRYMAN ALL4 1.5	136CV 4X4	0,5746	2.585,88
MINI	MINI COOPER CABRIO 1.5	136CV	0,5279	2.375,37
MINI	MINI COOPER CLUBMAN 1.5	136CV	0,5179	2.330,66
MINI	MINI COOPER PACEMAN 1.6	122CV	0,5354	2.409,44
MINI	MINI COOPER S CABRIO 2.0	192CV	0,6127	2.756,95
MINI	MINI COOPER S CLUBMAN 2.0	192CV ALL4	0,6343	2.854,43
MINI	MINI COOPER S COUNTRYMAN 2.0	192CV	0,6183	2.782,52
MINI	MINI COOPER S COUNTRYMAN ALL4 2.0	192 4X4	0,6483	2.917,54
MINI	MINI J COOPER WORKS	231CV	0,6740	3.032,96
MINI	MINI J COOPER WORKS PACEMAN ALL4 1.6	218CV	0,6934	3.120,13
MINI	MINI JCW 2.0 231CV	CABRIO	0,6860	3.087,10
MINI	MINI ONE 1.5	102CV	0,4670	2.101,71
MINI	MINI ONE 1.5	75CV	0,4476	2.014,11
MINI	MINI ONE 1.5 102CV	CABRIO	0,4956	2.230,29
MINI	MINI ONE CLUBMAN	1.5 102CV	0,4945	2.225,33
MINI	MINI ONE COUNTRYMAN 1.5	102CV	0,5232	2.354,23
MINI	NUOVA MINI COOPER 1.5 136CV	MY2014	0,4926	2.216,69
MINI	NUOVA MINI COOPER S 2.0 192CV	MY2014	0,5981	2.691,35
MITSUBISHI	ASX 1.6 2WD	117CV	0,5022	2.259,99
MITSUBISHI	SPACE STAR 1.0	70CV	0,3658	1.646,17
MITSUBISHI	SPACE STAR 1.2	80CV	0,4096	1.843,38
NISSAN	370Z ROADSTER 3.7 V6 328CV	SPIDER	0,9539	4.292,33
NISSAN	JUKE 1.2 DIG-T S&S	115CV	0,4895	2.202,80
NISSAN	JUKE 1.6	94CV	0,4888	2.199,55
NISSAN	JUKE 1.6 CVT	117CV	0,5196	2.338,13
NISSAN	JUKE 1.6 DIG-T	190CV	0,5608	2.523,65
NISSAN	JUKE 1.6 DIG-T 190CV	4WD	0,5959	2.681,71
NISSAN	JUKE 1.6 DIG-T 214CV	4WD	0,6642	2.988,72
NISSAN	MICRA 0.9 IG-T	90CV	0,4138	1.862,25
NISSAN	MICRA 1.0L	73CV	0,4064	1.828,84
NISSAN	NOTE 1.2	80CV	0,4041	1.818,33
NISSAN	NOTE 1.2	98CV	0,4312	1.940,52
NISSAN	PULSAR 1.2 DIG-T	116CV	0,4649	2.092,23
NISSAN	QASHQAI 1.2 DIG-T 116CV	MY2014	0,5049	2.272,26
NISSAN	QASHQAI 1.6 DIG-T	163CV	0,5581	2.511,58
NISSAN	X TRAIL 1.6 DIG-T	163CV 2WD	0,5631	2.533,94
OPEL	ADAM 1.0	115CV	0,4359	1.961,68
OPEL	ADAM 1.0	90CV	0,4182	1.881,96
OPEL	ADAM 1.2 70CV	ND	0,3959	1.781,36
OPEL	ADAM 1.4	150CV S&S	0,4814	2.166,50
OPEL	ADAM 1.4 100CV	ND	0,4352	1.958,53
OPEL	ADAM 1.4 87CV	ND	0,4295	1.932,76
OPEL	ASTRA 1.0 T S&S	105 CV EURO 6	0,4497	2.023,52
OPEL	ASTRA 1.4	100 CV EURO 6	0,4623	2.080,35
OPEL	ASTRA 1.4 T	140CV	0,5028	2.262,69
OPEL	ASTRA 1.4 T S&S	150 CV EURO 6	0,4947	2.226,02
OPEL	ASTRA 1.6 T SHT	200CV	0,5582	2.511,92
OPEL	ASTRA GTC 1.4T 140CV	MY2017	0,5575	2.508,83
OPEL	ASTRA GTC 1.6T 170CV	MY2017	0,6111	2.750,12
OPEL	ASTRA GTC 1.6T 200CV	MY2017	0,6048	2.721,47
OPEL	ASTRA GTC 2.0T 280CV	MY2017	0,6962	3.132,84
OPEL	CASCADA 1.4 TURBO	120CV	0,6256	2.815,11
OPEL	CASCADA 1.6 TURBO	170CV	0,6868	3.090,61



MARCA	MODELLO	SERIE	COSTO CHILOMETRICO 15.000 KM	FRINGE BENEFIT ANNUALE
OPEL	CORSA 1.0T 115CV	MY2015	0,4403	1.981,16
OPEL	CORSA 1.0T 90CV	MY2015	0,4228	1.902,57
OPEL	CORSA 1.2 70CV	MY2015	0,4128	1.857,78
OPEL	CORSA 1.4	75CV	0,4401	1.980,49
OPEL	CORSA 1.4 90CV	MY2015	0,4364	1.963,76
OPEL	CORSA 1.4 90CV S&S	MY2015	0,4332	1.949,57
OPEL	CROSSLAND X 1.2	110CV	0,4327	1.947,36
OPEL	CROSSLAND X 1.2	130CV	0,4533	2.039,94
OPEL	CROSSLAND X 1.2	81CV	0,4165	1.874,28
OPEL	GRANDLAND X 1.2T	130CV	0,4947	2.225,93
OPEL	INSIGNIA 1.4 T ST	SW 140CV	0,5925	2.666,22
OPEL	INSIGNIA 1.4 T	140CV	0,5780	2.600,98
OPEL	INSIGNIA 1.6 T S&S	170CV	0,6171	2.777,09
OPEL	INSIGNIA 1.6 T S&S	170CV SW	0,6298	2.834,16
OPEL	INSIGNIA 2.0 T	250CV	0,7136	3.211,14
OPEL	INSIGNIA 2.0 T 250CV	SW	0,7244	3.259,87
OPEL	KARL 1.0	75CV	0,3515	1.581,82
OPEL	MERIVA 1.4	100CV	0,4721	2.124,25
OPEL	MERIVA 1.4 T	120CV	0,5286	2.378,70
OPEL	MOKKA 1.4T ECOTEC	140CV 4X2	0,5004	2.251,61
OPEL	MOKKA 1.4T ECOTEC	140CV 4X4	0,5239	2.357,57
OPEL	MOKKA 1.6 ECOTEC	115CV 4X2	0,5135	2.310,84
OPEL	ZAFIRA 1.4 T 120CV	MY2017	0,5763	2.593,27
OPEL	ZAFIRA 1.4 T 140CV	MY2017	0,6019	2.708,70
PEUGEOT	108 1.0 VTI	68CV	0,3584	1.612,61
PEUGEOT	108 1.2 VTI	82CV	0,3877	1.744,86
PEUGEOT	2008 1.2 12V VTI	82CV	0,4321	1.944,36
PEUGEOT	2008 1.2 PURETECH	110CV	0,4685	2.108,38
PEUGEOT	208 1.2 68CV	ND	0,3836	1.726,36
PEUGEOT	208 1.2 82CV	ND	0,3896	1.753,37
PEUGEOT	208 1.2 PURETECH	110CV	0,4298	1.934,31
PEUGEOT	208 1.6 THP	208CV	0,5476	2.464,26
PEUGEOT	3008 1.2 130CV	MY2016	0,5091	2.290,89
PEUGEOT	3008 1.6 THP 165CV	MY2016	0,6119	2.753,56
PEUGEOT	308 1.2	110CV	0,4537	2.041,82
PEUGEOT	308 1.2	130CV	0,4764	2.143,58
PEUGEOT	308 1.2 E-THP 130CV	SW	0,4854	2.184,37
PEUGEOT	308 1.6 THP	205CV	0,5795	2.607,56
PEUGEOT	5008 1.2 130CV	MOD 2017	0,5355	2.409,63
PEUGEOT	5008 1.6 165CV	MOD 2017	0,6291	2.830,97
PEUGEOT	508 SW 1.6 165CV	EURO 6	0,6023	2.710,31
PEUGEOT	PATNER TEPEE 1.6 98CV	ND	0,4887	2.199,03
PORSCHE	718 BOXSTER 2.0	300CV	0,9074	4.083,50
PORSCHE	718 BOXSTER S 2.5	350CV	1,0453	4.703,91
PORSCHE	718 CAYMAN 2.0	300CV	0,8927	4.017,01
PORSCHE	718 CAYMAN S 2.5	350CV	1,0305	4.637,42
PORSCHE	911 CARRERA 3.0 370CV	CABRIO	1,3909	6.259,21
PORSCHE	911 CARRERA 3.0 370CV	COUPÉ	1,2916	5.812,29
PORSCHE	911 CARRERA S 3.0 420CV	COUPÉ	1,4120	6.354,05
PORSCHE	CAYENNE 2.9 V6 S	440CV	1,2447	5.601,06
PORSCHE	CAYENNE 3.0 V6	340CV	1,1055	4.974,54
PORSCHE	CAYENNE 4.0 V8 T	550CV	1,6439	7.397,33
PORSCHE	MACAN 2.0	252CV	0,8841	3.978,23
PORSCHE	MACAN 3.0 GTS	360CV	1,1095	4.992,56




MARCA	MODELLO	SERIE	COSTO CHILOMETRICO 15.000 KM	FRINGE BENEFIT ANNUALE
PORSCHE	MACAN 3.0 S	340CV	1,0179	4.580,73
PORSCHE	MACAN 3.6 TURBO	400CV	1,1875	5.343,90
PORSCHE	PANAMERA 4S 2.9	440CV	1,4317	6.442,64
RENAULT	CAPTUR 1.2 TCE	120CV EDC	0,4771	2.146,86
RENAULT	CAPTUR 900 TCE 12V	90CV	0,4185	1.883,07
RENAULT	CLIO 09 TCE 90CV	S&S	0,4089	1.840,12
RENAULT	CLIO 1.2 120CV	S&S	0,4524	2.035,97
RENAULT	CLIO 1.2 75CV	ND	0,4163	1.873,17
RENAULT	CLIO 1.6 TCE	200CV	0,5556	2.500,36
RENAULT	CLIO SPORTER 1.2 75CV	SW	0,4227	1.902,02
RENAULT	CLIO SPORTER 1.2 TCE 120CV	SW	0,4543	2.044,33
RENAULT	CLIO SPORTER 900 TCE 90CV	SW	0,4108	1.848,47
RENAULT	ESCAPE 1.8 TCE	225CV	0,7075	3.183,59
RENAULT	GRAND SCENIC 1.2 TCE	115CV	0,5214	2.346,36
RENAULT	GRAND SCENIC 1.2 TCE	130CV	0,5465	2.459,44
RENAULT	KADJAR 1.2 TCE	130CV	0,4716	2.122,32
RENAULT	MEGANE 1.2 TCE 100CV	MY2016	0,4688	2.109,54
RENAULT	MEGANE 1.2 TCE 130CV	MY2016	0,5095	2.292,66
RENAULT	MEGANE 1.6 TCE GT 205CV	MY2016	0,5940	2.673,09
RENAULT	MEGANE SPORTER 1.2 100CV	SW	0,4867	2.190,05
RENAULT	MEGANE SPORTER 1.2 130CV	SW	0,5283	2.377,33
RENAULT	SCENIC ENERGY 1.2 TCE	115CV	0,4950	2.227,65
RENAULT	SCENIC ENERGY 1.2 TCE	130CV	0,5202	2.340,74
RENAULT	TALISMAN 1.6 TCE	150CV	0,6131	2.758,80
RENAULT	TALISMAN 1.6 TCE	200CV	0,6495	2.922,62
RENAULT	TALISMAN SPORTER 1.6 TCE	150CV	0,6101	2.745,64
RENAULT	TALISMAN SPORTER 1.6 TCE	200CV	0,6447	2.901,13
RENAULT	TWINGO 0.9 TCE	110CV	0,4311	1.939,87
RENAULT	TWINGO 0.9 TCE	90CV MY2014	0,3865	1.739,07
RENAULT	TWINGO 1.0 SCE S&S	70CV MY2014	0,3827	1.722,26
SEAT	ARONA 1.0 TSI	115CV	0,4304	1.936,82
SEAT	ARONA 1.0 TSI	95CV	0,4119	1.853,62
SEAT	ATECA 1.0 ECO TSI	116CV	0,4709	2.119,21
SEAT	ATECA 1.4 ECO TSI	150CV	0,5144	2.314,59
SEAT	ATECA 1.4 ECO TSI 4DRIVE	150CV	0,5776	2.599,08
SEAT	IBIZA 1.0 75CV	MY2017	0,4076	1.834,07
SEAT	IBIZA 1.0 95CV	MY2017	0,4205	1.892,11
SEAT	IBIZA 1.0 ECOTSI 115CV	MY2017	0,4327	1.946,99
SEAT	IBIZA SOL 1.0	75CV	0,4048	1.821,78
SEAT	IBIZA ST 1.0 75CV	SW	0,4154	1.869,22
SEAT	LEON 1.0 TSI	115CV	0,4595	2.067,73
SEAT	LEON 1.2 TSI	86CV	0,4669	2.101,05
SEAT	LEON 1.4 TSI	150CV	0,5157	2.320,73
SEAT	LEON 1.4 TSI 125CV	MY2014	0,5150	2.317,42
SEAT	LEON 2.0 TSI CUPRA	290CV	0,6904	3.106,71
SEAT	LEON ST 1.0 TSI	115CV	0,4655	2.094,77
SEAT	LEON ST 1.2 TSI 110CV	SW	0,4774	2.148,22
SEAT	LEON ST 1.4 TSI 150CV	SW	0,5157	2.320,73
SEAT	MII 1.0 60CV	ND	0,3525	1.586,44
SKODA	CITIGO 1.0 60CV	ND	0,3522	1.584,89
SKODA	CITIGO 1.0 75CV	ND	0,3572	1.607,27
SKODA	FABIA 1.0 MPI	60CV	0,3913	1.760,67
SKODA	FABIA 1.0 MPI	75CV	0,4107	1.848,20
SKODA	FABIA 1.0 TSI	95CV	0,4151	1.868,09




MARCA	MODELLO	SERIE	COSTO CHILOMETRICO 15.000 KM	FRINGE BENEFIT ANNUALE
SKODA	FABIA WAGON 1.0 MPI	75CV	0,4151	1.868,15
SKODA	FABIA WAGON 1.0 TSI	95CV	0,4125	1.856,43
SKODA	FABIA WAGON 1.2 TSI	90CV	0,4374	1.968,48
SKODA	KODIAQ 1.4 TSI	125CV	0,5317	2.392,59
SKODA	OCTAVIA 1.0 TSI	116CV	0,4683	2.107,31
SKODA	OCTAVIA WAGON 1.0 TSI	110CV	0,4805	2.162,33
SKODA	RAPID 1.0 TSI	110CV	0,4438	1.997,16
SKODA	RAPID 1.0 TSI	95CV	0,4281	1.926,42
SKODA	SUPERB 1.4 TSI	150CV	0,5520	2.483,87
SKODA	SUPERB 2.0 TSI	280CV 4X4	0,7719	3.473,42
SKODA	SUPERB WAGON 1.4 TSI	150CV	0,5637	2.536,86
SKODA	YETI 1.2 TSI	110CV	0,4856	2.185,19
SMART	FORFOUR 0.9 110CV	BRABUS	0,4400	1.980,07
SMART	FORFOUR 0.9 90CV	MY2014	0,3953	1.778,81
SMART	FORFOUR 1.0 60CV	MY2014	0,3836	1.726,30
SMART	FORFOUR 1.0 70CV	MY2014	0,3798	1.709,10
SMART	FORTWO CABRIO 0.9	90CV	0,4245	1.910,18
SMART	FORTWO CABRIO 0.9 110CV	BRABUS	0,4636	2.086,33
SMART	FORTWO CABRIO 1.0	70CV	0,4146	1.865,49
SMART	FORTWO COUPÉ 0.9 110CV	BRABUS	0,4303	1.936,35
SMART	FORTWO COUPÉ 0.9 90CV	MY2014	0,3875	1.743,78
SMART	FORTWO COUPÉ 1.0 60CV	MY2014	0,3740	1.682,95
SMART	FORTWO COUPÉ 1.0 70CV	MY2014	0,3739	1.682,42
SSANGYONG	KORANDO 2.0 C 2WD	149CV	0,5901	2.655,58
SSANGYONG	TIVOLI 1.6	128CV	0,4887	2.199,30
SSANGYONG	XLV 1.6	128CV	0,5213	2.345,90
SUBARU	BRZ 2.0 200CV	ND	0,6721	3.024,28
SUBARU	FORESTER 2.0I	150CV	0,6163	2.773,35
SUBARU	LEVORG 1.6 GT	170CV	0,6041	2.718,57
SUBARU	OUTBACK 2.5I S LINEARTRONIC	175CV	0,7419	3.338,37
SUBARU	WRX STI 2.5	300CV	0,8811	3.964,85
SUBARU	XV 1.6I	114CV	0,5439	2.447,75
SUBARU	XV 2.0I-ES	150CV	0,6156	2.770,37
SUZUKI	BALENO 1.0	110CV	0,4296	1.933,04
SUZUKI	BALENO 1.2 VVT	90CV	0,3985	1.793,30
SUZUKI	CELERIO 1.0	68CV	0,3540	1.592,87
SUZUKI	CELERIO 1.0 DUALJET	68CV	0,3684	1.657,67
SUZUKI	IGNIS 1.2	90CV	0,4037	1.816,65
SUZUKI	IGNIS 1.2 4WD	90CV	0,4372	1.967,20
SUZUKI	JIMNY 1.3 4WD	85CV	0,4842	2.179,08
SUZUKI	S-CROSS 1.0	112CV	0,4476	2.014,24
SUZUKI	S-CROSS 1.4 4WD	140CV	0,5244	2.359,80
SUZUKI	SWIFT 1.2 DUALJET 4WD	90CV	0,4339	1.952,56
SUZUKI	SWIFT 1.2 VVT	94CV	0,4025	1.811,44
SUZUKI	SWIFT 1.6 SPORT	136CV	0,4943	2.224,35
SUZUKI	VITARA 1.4 140CV	4WD	0,5184	2.332,73
SUZUKI	VITARA 1.6 VVT	120CV	0,4862	2.187,83
SUZUKI	VITARA 1.6 VVT	120CV 4WD	0,5089	2.289,83
TOYOTA	AURIS 1.2 T	116CV	0,4811	2.164,76
TOYOTA	AYGO 1.0 VVTI 69CV	MY2015	0,3536	1.591,25
TOYOTA	C-HR 1.2 TURBO 2WD	115CV	0,4998	2.248,99
TOYOTA	C-HR 1.2 TURBO 4WD	115CV	0,5272	2.372,52
TOYOTA	GT86	2.0 200 CV	0,6781	3.051,63
TOYOTA	VERSO 1.6	132CV	0,5365	2.414,14



MARCA	MODELLO	SERIE	COSTO CHILOMETRICO 15.000 KM	FRINGE BENEFIT ANNUALE
TOYOTA	VERSO 1.8 CVT	147CV	0,5778	2.600,12
TOYOTA	YARIS 1.0 69CV	MY2014	0,3772	1.697,37
TOYOTA	YARIS 1.3 100CV	MY2014	0,4447	2.001,09
VOLKSWAGEN	ARTEON 2.0 TSI 4MOTION	280CV	0,8809	3.963,87
VOLKSWAGEN	GOLF SPORTSVAN 1.2 TSI	110CV	0,5008	2.253,41
VOLKSWAGEN	GOLF SPORTSVAN 1.2 TSI	85CV	0,4863	2.188,18
VOLKSWAGEN	GOLF SPORTSVAN 1.4 TSI	125CV	0,5237	2.356,72
VOLKSWAGEN	GOLF VII 1.0 TSI	110CV	0,4696	2.113,38
VOLKSWAGEN	GOLF VII 1.0 TSI	85CV	0,4605	2.072,40
VOLKSWAGEN	GOLF VII 1.2 TSI	110CV	0,4882	2.196,97
VOLKSWAGEN	GOLF VII 1.4 TSI	125CV	0,5140	2.312,79
VOLKSWAGEN	GOLF VII 1.4 TSI	150CV	0,5387	2.424,05
VOLKSWAGEN	GOLF VII 1.5 TSI	130CV	0,5653	2.543,67
VOLKSWAGEN	GOLF VII 2.0 R	300CV	0,7765	3.494,24
VOLKSWAGEN	GOLF VII 2.0 TSI GTI	230CV	0,6613	2.975,86
VOLKSWAGEN	GOLF VII VARIANT 1.0 BMT	110CV	0,4767	2.145,15
VOLKSWAGEN	GOLF VII VARIANT 1.0 BMT	125CV	0,5068	2.280,66
VOLKSWAGEN	GOLF VII VARIANT 1.4 TGI	110CV	0,4867	2.189,93
VOLKSWAGEN	MAGGIOLINO 1.2 TSI BLUEMOTION 105CV	MY2016	0,5012	2.255,52
VOLKSWAGEN	MAGGIOLINO 1.4 TSI BLUEMOTION 150CV	MY2016	0,5594	2.517,44
VOLKSWAGEN	MAGGIOLINO 2.0 TSI BLUEMOTION 220CV	MY2016	0,6576	2.959,30
VOLKSWAGEN	PASSAT 1.4 TSI	125CV	0,5741	2.583,58
VOLKSWAGEN	PASSAT 1.4 TSI 150CV	EURO 6	0,5850	2.632,46
VOLKSWAGEN	PASSAT VARIANT 1.4 TSI	125CV SW	0,5821	2.619,64
VOLKSWAGEN	PASSAT VARIANT 1.4 TSI 150CV	EURO 6 SW	0,5967	2.685,19
VOLKSWAGEN	POLO 1.0 MPI 65CV	MY2018	0,4076	1.834,29
VOLKSWAGEN	POLO 1.0 MPI 75CV	MY2018	0,4297	1.933,47
VOLKSWAGEN	POLO 1.0 TSI 115CV	MY2018	0,4614	2.076,36
VOLKSWAGEN	POLO 1.0 TSI 95CV	MY2018	0,4339	1.952,52
VOLKSWAGEN	TIGUAN 1.4 125CV	MY2016	0,5928	2.667,46
VOLKSWAGEN	TIGUAN 1.4 150CV	MY2016	0,6587	2.964,27
VOLKSWAGEN	TIGUAN 2.0 TSI 180CV 4MOTION	MY2016	0,7050	3.172,29
VOLKSWAGEN	TOURAN 1.2 TSI	110CV	0,5367	2.415,01
VOLKSWAGEN	TOURAN 1.4 TSI BMT	150CV	0,6100	2.744,82
VOLKSWAGEN	UP 1.0 60CV	ND	0,3784	1.702,76
VOLKSWAGEN	UP 1.0 75CV	ND	0,3987	1.793,98
VOLVO	S60 2.0 T3	152CV	0,6234	2.805,25
VOLVO	S60 2.0 T4	190CV	0,6484	2.917,91
VOLVO	S60 2.0 T5 GEARTRONIC	245CV	0,7467	3.360,06
VOLVO	S60 2.0 T6 GEARTRONIC	306CV	0,8040	3.617,81
VOLVO	S60 CROSS COUNTRY T5 2.0 GEARTR	245CV 4WD	0,8024	3.610,88
VOLVO	S90 T5 2.0	254CV	0,8132	3.659,22
VOLVO	S90 T6 2.0 GEARTRONIC	320CV AWD	0,9093	4.091,67
VOLVO	V40 T2 2.0	122CV	0,5409	2.434,03
VOLVO	V40 T3 CROSS COUNTRY 2.0	152CV	0,5878	2.645,27
VOLVO	V40 T3 KINETIC	152CV	0,5657	2.545,47
VOLVO	V40 T4 CROSS COUNTRY 2.0	190CV AWD	0,6598	2.969,22
VOLVO	V40 T5 2.0	245CV	0,7056	3.175,26
VOLVO	V60 2.0 T3	152CV	0,6392	2.876,21
VOLVO	V60 2.0 T4	190CV	0,6642	2.988,87
VOLVO	V60 2.0 T5 GEARTRONIC	245CV MY2014	0,7619	3.428,55
VOLVO	V60 CROSS COUNTRY 2.0 T5	GEARTRONIC 245CV	0,7510	3.379,65
VOLVO	V60 CROSS COUNTRY 2.0 T5 AWD GEARTRONIC	254CV	0,8321	3.744,27
VOLVO	V90 2.0 T5 GEARTRONIC	254CV	0,8489	3.820,01



MARCA	MODELLO	SERIE	COSTO CHILOMETRICO 15.000 KM	FRINGE BENEFIT ANNUALE
VOLVO	V90 2.0 T6 GEARTRONIC	320CV	0,9405	4.232,30
VOLVO	XC40 T5 2.0 AWD	247CV	0,7579	3.410,48
VOLVO	XC60 T5 2.0	245CV	0,7511	3.379,82
VOLVO	XC60 T6 2.0 AWD	306CV	0,8470	3.811,57
VOLVO	XC90 T6 2.0 320CV	AWD	0,9095	4.092,92




FRINGE BENEFIT 2018
AUTOVEICOLI A GASOLIO IN PRODUZIONE


MARCA	MODELLO	SERIE	COSTO CHILOMETRICO 15.000 KM	FRINGE BENEFIT ANNUALE
ALFA ROMEO	GIULIA 2.2 TD	150CV	0,5924	2.665,72
ALFA ROMEO	GIULIA 2.2 TD	180CV	0,6248	2.811,55
ALFA ROMEO	GIULIA 2.2 TD AT8	210CV AWD	0,7031	3.163,94
ALFA ROMEO	GIULIETTA 1.6 JTDM-2	120CV	0,4740	2.133,16
ALFA ROMEO	GIULIETTA 2.0 JTDM-2	150CV	0,5125	2.306,13
ALFA ROMEO	GIULIETTA 2.0 JTDM-2	175CV	0,5374	2.418,33
ALFA ROMEO	MITO 1.3 JTD	95CV	0,4120	1.854,04
ALFA ROMEO	STELVIO 2.2 TD	180CV 2WD	0,6877	3.094,58
ALFA ROMEO	STELVIO 2.2 TD	210CV	0,7097	3.193,74
ALFA ROMEO	STELVIO 2.2 TD Q4	180CV 4WD	0,7019	3.158,55
AUDI	A1 1.4 TDI	90CV	0,4027	1.812,16
AUDI	A1 1.6 TDI	116CV	0,4312	1.940,61
AUDI	A1 SPB 1.4 TDI	90CV	0,4071	1.832,02
AUDI	A1 SPB 1.6 TDI	116CV	0,4353	1.958,63
AUDI	A3 1.6 TDI 110CV	MY2016	0,4727	2.127,04
AUDI	A3 1.6 TDI S-TRONIC 110CV	MY2016	0,4757	2.140,44
AUDI	A3 2.0 TDI 150CV	CABRIO MY2014	0,5673	2.552,78
AUDI	A3 2.0 TDI 150CV	MY2016	0,5134	2.310,36
AUDI	A3 2.0 TDI 184CV	MY2016	0,5364	2.413,59
AUDI	A3 2.0 TDI QUATTRO 150CV	MY2016	0,5360	2.411,93
AUDI	A3 2.0 TDI QUATTRO S-TRONIC 184CV	MY2016	0,5585	2.513,12
AUDI	A3 2.0 TDI S-TRONIC 150CV	MY2016	0,5328	2.397,67
AUDI	A3 CABRIO 1.6 TDI 110CV	MY2016	0,5117	2.302,70
AUDI	A3 CABRIO 2.0 TDI 150CV	MY2016	0,5587	2.514,11
AUDI	A3 CABRIO 2.0 TDI 184CV	MY2016	0,5860	2.637,19
AUDI	A3 CABRIO 2.0 TDI QUATTRO 150CV	MY2016	0,5804	2.611,86
AUDI	A3 CABRIO 2.0 TDI QUATTRO S-TRONIC 184CV	MY2016	0,6046	2.720,69
AUDI	A3 CABRIO 2.0 TDI S-TRONIC 150CV	MY2016	0,5781	2.601,39
AUDI	A3 SEDAN 1.6 TDI 110CV	MY2016	0,4779	2.150,70
AUDI	A3 SEDAN 1.6 TDI S-TRONIC 110CV	MY2016	0,4888	2.199,80
AUDI	A3 SEDAN 2.0 TDI 150CV	MY2016	0,5258	2.365,89
AUDI	A3 SEDAN 2.0 TDI 184CV	MY2016	0,5479	2.465,34
AUDI	A3 SEDAN 2.0 TDI QUATTRO 150CV	MY2016	0,5492	2.471,28
AUDI	A3 SEDAN 2.0 TDI QUATTRO S-TRONIC 184CV	MY2016	0,5700	2.564,84
AUDI	A3 SEDAN 2.0 TDI S-TRONIC 150CV	MY2016	0,5460	2.457,02
AUDI	A3 SPB 1.6 TDI 110CV	MY2016	0,4691	2.111,01
AUDI	A3 SPB 1.6 TDI S-TRONIC 110CV	MY2016	0,4766	2.144,87
AUDI	A3 SPB 2.0 TDI 150CV	MY2016	0,5144	2.314,79
AUDI	A3 SPB 2.0 TDI 184CV	MY2016	0,5409	2.434,05
AUDI	A3 SPB 2.0 TDI QUATTRO 150CV	MY2016	0,5370	2.416,36
AUDI	A3 SPB 2.0 TDI QUATTRO S-TRONIC 184CV	MY2016	0,5595	2.517,55
AUDI	A3 SPB 2.0 TDI S-TRONIC 150CV	MY2016	0,5338	2.402,07
AUDI	A4 2.0 TDI QUATTRO	150CV	0,5930	2.668,53
AUDI	A4 2.0 TDI S-TRONIC	122CV	0,5594	2.517,43
AUDI	A4 2.0 TDI S-TRONIC	150CV	0,5842	2.628,81
AUDI	A4 2.0 TDI S-TRONIC	190CV	0,6070	2.731,43
AUDI	A4 2.0 TDI S-TRONIC QUATTRO	190CV	0,6274	2.823,30
AUDI	A4 3.0 TDI QUATTRO TIPTRONIC	272CV	0,7079	3.185,35
AUDI	A4 3.0 TDI S-TRONIC	218CV	0,6628	2.982,42
AUDI	A4 3.0 TDI S-TRONIC QUATTRO	218CV	0,6792	3.056,43
AUDI	A4 ALLROAD 2.0 TDI 150CV	AWD	0,6232	2.804,53
AUDI	A4 ALLROAD 2.0 TDI S-TRONIC	163CV	0,6418	2.888,10
AUDI	A4 ALLROAD 2.0 TDI S-TRONIC	190CV	0,6558	2.951,04
AUDI	A4 ALLROAD 3.0 TDI S-TRONIC	218CV	0,7062	3.177,89
AUDI	A4 ALLROAD 3.0 TDI TIPTRONIC	272CV	0,7298	3.283,91



MARCA	MODELLO	SERIE	COSTO CHILOMETRICO 15.000 KM	FRINGE BENEFIT ANNUALE
AUDI	A4 AVANT 2.0 TDI QUATTRO	150CV SW	0,6033	2.714,66
AUDI	A4 AVANT 2.0 TDI S-TRONIC	122CV SW	0,5697	2.563,55
AUDI	A4 AVANT 2.0 TDI S-TRONIC	150CV SW	0,5944	2.674,94
AUDI	A4 AVANT 2.0 TDI S-TRONIC	190CV SW	0,6172	2.777,56
AUDI	A4 AVANT 2.0 TDI S-TRONIC QUATTRO	190CV SW	0,6376	2.869,42
AUDI	A4 AVANT 3.0 TDI S-TRONIC	218CV SW	0,6730	3.028,55
AUDI	A4 AVANT 3.0 TDI S-TRONIC QUATTRO	218CV SW	0,6886	3.098,74
AUDI	A4 AVANT 3.0 TDI TIPTRONIC QUATTRO	272CV SW	0,7198	3.239,11
AUDI	A5 2.0 TDI 150CV	COUPÉ	0,6108	2.748,70
AUDI	A5 2.0 TDI 190CV CLEAN DIESEL	CABRIO	0,6715	3.021,53
AUDI	A5 2.0 TDI 190CV CLEAN DIESEL QUATTRO	CABRIO	0,6795	3.057,89
AUDI	A5 2.0 TDI QUATTRO S-TR 190CV	COUPÉ	0,6525	2.936,37
AUDI	A5 2.0 TDI S-TR 150CV	COUPÉ	0,6264	2.818,89
AUDI	A5 2.0 TDI S-TRONIC	190CV COUPÉ	0,6338	2.852,26
AUDI	A5 3.0 TDI QUATTRO S-TRONIC	218CV COUPÉ	0,7055	3.174,88
AUDI	A5 SPB 2.0 TDI	150CV	0,6117	2.752,47
AUDI	A5 SPB 2.0 TDI QUATTRO	150CV	0,6281	2.826,48
AUDI	A5 SPB 2.0 TDI QUATTRO	190CV	0,6419	2.888,61
AUDI	A5 SPB 2.0 TDI QUATTRO S-TR	190CV	0,6525	2.936,29
AUDI	A5 SPB 2.0 TDI S-TR	190CV	0,6329	2.848,27
AUDI	A5 SPB 2.0 TDI S-TRONIC	150CV	0,6231	2.803,98
AUDI	A5 SPB 3.0 TDI QUATTRO S-TR	218CV	0,7035	3.165,86
AUDI	A5 SPB 3.0 TDI QUATTRO TIPTR	272CV	0,7539	3.392,40
AUDI	A6 2.0 TDI QUATTRO S-TRONIC	190CV	0,6729	3.028,20
AUDI	A6 2.0 TDI ULTRA	190CV	0,6524	2.935,61
AUDI	A6 2.0 TDI ULTRA S TRONIC 150CV	MY2015	0,6291	2.830,92
AUDI	A6 3.0 TDI QUATTRO S TRONIC 218CV	MY2015	0,7675	3.453,96
AUDI	A6 3.0 TDI QUATTRO S TRONIC 272CV	MY2015	0,7808	3.513,63
AUDI	A6 3.0 TDI QUATTRO TIPTRONIC 320CV	MY2015	0,8408	3.783,58
AUDI	A6 3.0 TDI S TRONIC 218CV	MY2015	0,7448	3.351,42
AUDI	A6 ALLROAD 3.0 TDI	218CV	0,7761	3.492,31
AUDI	A6 ALLROAD 3.0 TDI 190CV	S TRONIC	0,7447	3.351,04
AUDI	A6 ALLROAD 3.0 TDI QUATTRO S-TRONIC	272CV	0,7893	3.551,98
AUDI	A6 AVANT 2.0 TDI	150CV	0,6406	2.882,79
AUDI	A6 AVANT 2.0 TDI QUATTRO S-TRONIC	190CV SW	0,6892	3.101,22
AUDI	A6 AVANT 2.0 TDI S TRONIC 190CV	MY2015	0,6677	3.004,57
AUDI	A6 AVANT 2.0 TDI ULTRA	190CV SW	0,6551	2.948,05
AUDI	A6 AVANT 3.0 TDI QUATTRO S TRONIC 218CV	MY2015	0,7829	3.523,13
AUDI	A6 AVANT 3.0 TDI QUATTRO S TRONIC 272CV	MY2015	0,7962	3.582,83
AUDI	A6 AVANT 3.0 TDI QUATTRO TIPTRONIC 320CV	MY2015	0,8570	3.856,61
AUDI	A6 AVANT 3.0 TDI S TRONIC 218CV	MY2014	0,7584	3.413,00
AUDI	A7 SPB 3.0 TDI QUATTRO S-TRONIC	190CV	0,7749	3.486,88
AUDI	A7 SPB 3.0 TDI QUATTRO S-TRONIC	218CV	0,7967	3.585,30
AUDI	A7 SPB 3.0 TDI QUATTRO S-TRONIC	272CV	0,8210	3.694,29
AUDI	A7 SPB 3.0 TDI QUATTRO TIPTRONIC	320CV	0,8698	3.913,94
AUDI	A7 SPB 3.0 TDI S-TRONIC	190CV	0,7461	3.357,62
AUDI	A7 SPB 3.0 TDI S-TRONIC	218CV	0,7723	3.475,16
AUDI	A8 4.2 TDI 385CV	QUATTRO TIPTRONIC	1,1083	4.987,52
AUDI	Q2 1.6 TDI	116CV	0,4872	2.192,33
AUDI	Q2 1.6 TDI S-TRONIC	116CV	0,4930	2.218,53
AUDI	Q2 2.0 TDI QUATTRO	150CV	0,5596	2.518,32
AUDI	Q2 2.0 TDI QUATTRO	190CV	0,5840	2.628,17
AUDI	Q3 2.0 TDI	120CV	0,5504	2.476,86
AUDI	Q3 2.0 TDI	150CV	0,5730	2.578,64
AUDI	Q3 2.0 TDI 150CV	QUATTRO S TRONIC	0,6037	2.716,47



MARCA	MODELLO	SERIE	COSTO CHILOMETRICO 15.000 KM	FRINGE BENEFIT ANNUALE
AUDI	Q3 2.0 TDI 184CV	QUATTRO S TRONIC	0,6369	2.866,05
AUDI	Q5 2.0 TDI QUATTRO S-TR	163CV	0,6605	2.972,29
AUDI	Q5 2.0 TDI QUATTRO S-TR	190CV	0,6699	3.014,77
AUDI	Q5 3.0 TDI QUATTRO TIPTR	286CV	0,7796	3.508,01
AUDI	Q7 3.0 TDI QUATTRO TIPTRONIC	218CV	0,7741	3.483,66
AUDI	Q7 3.0 TDI QUATTRO TIPTRONIC	272CV	0,8154	3.669,27
AUDI	SQ7 4.0 V8 TDI	435CV	1,0454	4.704,40
AUDI	TT 2.0 TDI 184CV	COUPÉ MY2014	0,6168	2.775,79
AUDI	TT 2.0 TDI 184CV	ROADSTER MY2014	0,6347	2.856,05
BMW	114D 1.5	95CV	0,4350	1.957,43
BMW	116D 1.5	116CV	0,4350	1.957,62
BMW	118D 2.0	150CV	0,5186	2.333,90
BMW	120D 2.0	190CV	0,5324	2.395,65
BMW	120D XDRIVE 2.0	190CV	0,5571	2.507,16
BMW	125D 2.0 MSPORT	224CV	0,5914	2.661,13
BMW	214D 1.5	95CV GRAN TOURER	0,4792	2.156,21
BMW	214D 1.5 95CV	ACTIVE TOURER	0,4787	2.154,00
BMW	216D 1.5 116CV	ACTIVE TOURER	0,4698	2.114,12
BMW	216D 1.5 116CV	GRAN TOURER	0,4885	2.198,24
BMW	218D 2.0 150CV	ACTIVE TOURER	0,5348	2.406,65
BMW	218D 2.0 150CV	CABRIO	0,5926	2.666,48
BMW	218D 2.0 150CV	COUPÉ	0,5434	2.445,50
BMW	218D 2.0 150CV	GRAN TOURER	0,5386	2.423,69
BMW	218D XDRIVE 2.0 150CV	ACTIVE TOURER	0,5496	2.473,20
BMW	220D 2.0 190CV	ACTIVE TOURER	0,5669	2.551,03
BMW	220D 2.0 190CV	CABRIO	0,5891	2.650,79
BMW	220D 2.0 190CV	COUPÉ	0,5577	2.509,58
BMW	220D 2.0 190CV	GRAN TOURER	0,5858	2.635,92
BMW	220D XDRIVE 2.0 190CV	ACTIVE TOURER	0,6088	2.739,74
BMW	220D XDRIVE 2.0 190CV	COUPÉ	0,5841	2.628,51
BMW	220D XDRIVE 2.0 190CV	GRAN TOURER	0,6071	2.732,04
BMW	316D 2.0	116CV	0,5218	2.348,08
BMW	316D TOURING 2.0	116CV	0,5351	2.408,06
BMW	318D 2.0	150CV	0,5530	2.488,59
BMW	318D 2.0 150CV	GRAN TURISMO	0,6006	2.702,56
BMW	318D TOURING 2.0	150CV	0,5672	2.552,42
BMW	318D XDRIVE 2.0	150CV	0,5746	2.585,53
BMW	318D XDRIVE TOURING 2.0	150CV	0,5879	2.645,51
BMW	320D 2.0	163CV	0,5664	2.548,90
BMW	320D 2.0	190CV	0,5775	2.598,84
BMW	320D 2.0 190CV	GRAN TURISMO	0,6242	2.809,00
BMW	320D TOURING 2.0	163CV	0,5798	2.608,91
BMW	320D TOURING 2.0	190CV	0,5909	2.658,85
BMW	320D XDRIVE 2.0	190CV	0,5965	2.684,33
BMW	320D XDRIVE 2.0 190CV	GRAN TURISMO	0,6415	2.886,82
BMW	320D XDRIVE TOURING 2.0	190CV	0,6124	2.755,76
BMW	325D 2.0 218CV	GRAN TURISMO	0,6561	2.952,40
BMW	325DA 2.0 224CV	GRAN TURISMO	0,6651	2.992,88
BMW	330DA 3.0	258CV	0,6825	3.071,08
BMW	330DA 3.0 258CV	GRAN TURISMO	0,7084	3.187,85
BMW	330DA TOURING 3.0	258CV	0,6941	3.123,45
BMW	330DA XDRIVE 3.0	258CV	0,7006	3.152,72
BMW	330DA XDRIVE 3.0 258CV	GRAN TURISMO	0,7350	3.307,66
BMW	330DA XDRIVE TOURING 3.0	258CV	0,7122	3.205,10
BMW	335DA XDRIVE 3.0	313CV	0,7342	3.303,69




MARCA	MODELLO	SERIE	COSTO CHILOMETRICO 15.000 KM	FRINGE BENEFIT ANNUALE
BMW	335DA XDRIVE 3.0 313CV	GRAN TURISMO	0,7686	3.458,60
BMW	335DA XDRIVE TOURING 3.0	313CV	0,7475	3.363,67
BMW	418D 2.0 150CV	COUPÉ	0,6079	2.735,70
BMW	420D 2.0 190CV	CABRIO	0,6751	3.037,90
BMW	420D 2.0 190CV	COUPÉ	0,6221	2.799,60
BMW	420D 2.0 190CV	GRAN COUPÉ	0,6097	2.743,56
BMW	425D 2.0 224CV	GRAN COUPÉ	0,6565	2.954,10
BMW	430DA 3.0 258CV	COUPÉ	0,7766	3.494,88
BMW	430DA XDRIVE 3.0 258CV	COUPÉ	0,7958	3.581,26
BMW	435DA XDRIVE 3.0 313CV	COUPÉ	0,8254	3.714,44
BMW	518D TOURING 2.0 150CV	SW	0,6454	2.904,22
BMW	520D 2.0	190CV BERLINA	0,6633	2.984,85
BMW	520D 2.0 XDRIVE	190CV BERLINA	0,6954	3.129,48
BMW	520D TOURING 2.0 190CV	SW	0,6656	2.995,37
BMW	520D TOURING XDRIVE 2.0	190CV SW	0,7230	3.253,29
BMW	525D 2.0	230CV BERLINA	0,7185	3.233,30
BMW	525D TOURING 2.0	218CV SW	0,7036	3.166,07
BMW	525D TOURING 2.0	230CV SW	0,7372	3.317,55
BMW	525D TOURING XDRIVE 2.0	218CV SW	0,7343	3.304,26
BMW	530D 3.0 XDRIVE	250CV BERLINA	0,7708	3.468,60
BMW	530D 3.0	250CV BERLINA	0,7479	3.365,47
BMW	530D 3.0	265CV BERLINA	0,7510	3.379,39
BMW	530D 3.0 XDRIVE	265CV BERLINA	0,7739	3.482,52
BMW	530D GRAN TURISMO 3.0	258CV	0,8497	3.823,58
BMW	530D GRAN TURISMO XDRIVE 3.0	258CV	0,8714	3.921,48
BMW	530D TOURING 3.0	258CV SW	0,7605	3.422,30
BMW	530D TOURING XDRIVE 3.0 258CV	SW	0,7902	3.555,85
BMW	530DA TOURING 3.0 249CV	SW	0,7529	3.387,85
BMW	530DA XDRIVE TOURING 3.0 249CV	SW	0,7749	3.487,16
BMW	535D GRAN TURISMO 3.0	313CV	0,8895	4.002,54
BMW	535D GRAN TURISMO XDRIVE 3.0	313CV	0,9143	4.114,53
BMW	535D TOURING 3.0 313CV	SW	0,8216	3.697,33
BMW	535D TOURING XDRIVE 3.0	313CV SW	0,8098	3.643,99
BMW	540D TOURING XDRIVE 3.0	320CV SW	0,8509	3.829,04
BMW	540D XDRIVE 3.0	320CV BERLINA	0,8330	3.748,60
BMW	630D GT 3.0	249CV	0,8112	3.650,33
BMW	630D GT 3.0	265CV	0,8143	3.664,25
BMW	630D XDRIVE 3.0	249CV	0,8349	3.757,27
BMW	630D XDRIVE GT 3.0	265CV	0,8380	3.771,19
BMW	640D 3.0 313CV	CABRIO	1,0190	4.585,61
BMW	640D 3.0 313CV	COUPÉ	0,9654	4.344,17
BMW	640D GC	3.0 313CV	0,9500	4.275,03
BMW	725D 2.0	230CV	0,8944	4.024,82
BMW	730D 3.0	265CV	0,9320	4.193,94
BMW	730D XDRIVE 3.0	265CV	0,9561	4.302,48
BMW	740D XDRIVE 3.0	320CV	0,9907	4.458,13
BMW	750D 3.0 XDRIVE	400CV	1,0924	4.915,69
BMW	M550D XDRIVE 3.0	400CV BERLINA	0,9962	4.482,76
BMW	X1 SDRIVE 16D 1.5	116CV	0,4973	2.237,67
BMW	X1 SDRIVE 18D 2.0	150 CV	0,5673	2.552,75
BMW	X1 SDRIVE 20D 2.0	190CV	0,5951	2.677,73
BMW	X1 XDRIVE 18D 2.0 150CV	4X4	0,5785	2.603,04
BMW	X1 XDRIVE 20D 2.0	190 CV	0,6299	2.834,58
BMW	X1 XDRIVE 25DA 2.0	231 CV	0,6643	2.989,49
BMW	X3 XDRIVE 20D 2.0	190CV	0,6796	3.058,19




MARCA	MODELLO	SERIE	COSTO CHILOMETRICO 15.000 KM	FRINGE BENEFIT ANNUALE
BMW	X3 XDRIVE 30D 3.0	249CV	0,7753	3.488,70
BMW	X3 XDRIVE 30D 3.0	265CV	0,7784	3.502,62
BMW	X4 XDRIVE 20D 2.0	190CV	0,6876	3.094,04
BMW	X4 XDRIVE 30DA 3.0	249CV	0,7560	3.402,19
BMW	X4 XDRIVE 30DA 3.0	258CV	0,8207	3.693,04
BMW	X4 XDRIVE 35DA 3.0	313CV	0,8809	3.964,16
BMW	X5 M50D 3.0	381CV	1,0320	4.643,88
BMW	X5 XDRIVE 25D 2.0	230CV	0,7450	3.352,42
BMW	X5 XDRIVE 30D 3.0	249CV	0,8138	3.662,11
BMW	X5 XDRIVE 30D 3.0	258CV	0,8540	3.842,98
BMW	X5 XDRIVE 40D 3.0	313CV	0,8919	4.013,34
BMW	X6 M50D 3.0	381CV	1,0974	4.938,38
BMW	X6 XDRIVE 3.0 313CV	EURO6	0,9315	4.191,71
BMW	X6 XDRIVE 3.0D	249CV	0,8725	3.926,20
BMW	X6 XDRIVE 3.0D	258CV	0,9132	4.109,38
CITROEN	BERLINGO MULTISPACE 1.6 BLUEHDI	75CV	0,4227	1.902,17
CITROEN	C3 AIRCROSS 1.6 BLUEHDI	100CV	0,4120	1.854,17
CITROEN	C3 AIRCROSS 1.6 BLUEHDI	120CV	0,4319	1.943,38
CITROEN	C3 III 1.6 BLUEHDI	100CV	0,4141	1.863,34
CITROEN	C3 III 1.6 BLUEHDI	75CV	0,3765	1.694,05
CITROEN	C3 PICASSO 1.6 HDI	100CV	0,4153	1.868,98
CITROEN	C4 1.6 BLUEHDI	100CV	0,4124	1.855,86
CITROEN	C4 1.6 BLUEHDI	120CV	0,4206	1.892,51
CITROEN	C4 CACTUS 1.6 BLUEHDI	100CV	0,4087	1.839,08
CITROEN	C4 GRAN PICASSO 1.6 B-HDI	100CV	0,4649	2.092,24
CITROEN	C4 GRAN PICASSO 1.6 HDI	120CV	0,4837	2.176,65
CITROEN	C4 GRAND PICASSO 2.0 BLUEHDI	150CV	0,5459	2.456,38
CITROEN	C4 PICASSO 1.6 BLUEHDI	100CV	0,4559	2.051,35
CITROEN	C4 PICASSO 1.6 BLUEHDI	120CV	0,4729	2.128,13
CITROEN	C4 PICASSO 2.0 BLUEHDI	150CV EURO6	0,5314	2.391,43
CITROEN	C5 2.0 BLUEHDI	150CV	0,5280	2.376,08
CITROEN	C5 2.0 BLUEHDI	180CV	0,5625	2.531,19
CITROEN	C5 TOURER 2.0 BLUEHDI	150CV SW	0,5381	2.421,44
CITROEN	C5 TOURER 2.0 BLUEHDI	180CV SW	0,5692	2.561,25
CITROEN	C-ELYSEE 1.6 BLUEHDI	100CV	0,4015	1.806,55
CITROEN	JUMPY SPACE TOURER	2.0 HDI 177 CV	0,6023	2.710,55
DACIA	DUSTER 1.5 DCI 110CV	4X2 EURO6	0,3827	1.722,31
DACIA	DUSTER 1.5 DCI 110CV	4X4 EURO6	0,3965	1.784,28
DACIA	DUSTER 1.5 DCI 90CV	4X2 EURO6	0,3760	1.692,18
DACIA	LODGY 1.5 DCI	110CV	0,3826	1.721,76
DACIA	LODGY 1.5 DCI	90CV	0,3676	1.654,16
DACIA	LOGAN MCV 1.5 DCI S&S	75CV	0,3409	1.534,05
DACIA	LOGAN MCV 1.5 DCI S&S	90CV	0,3457	1.555,77
DACIA	SANDERO 1.5 DCI S&S	75CV	0,3275	1.473,86
DACIA	SANDERO STEPWAY 1.5 DCI S&S	90CV	0,3536	1.591,10
DS	DS3 1.6 BLUEHDI	100CV	0,4296	1.933,16
DS	DS3 1.6 BLUEHDI	75CV	0,4104	1.846,68
DS	DS3 1.6 BLUEHDI 100CV CABRIO	MY2017	0,4371	1.967,00
DS	DS3 1.6 BLUEHDI 120CV	EURO 6	0,4506	2.027,83
DS	DS3 1.6 BLUEHDI 120CV CABRIO	EURO 6	0,4693	2.112,04
DS	DS4 1.6 BLUEHDI	100CV	0,4581	2.061,27
DS	DS4 1.6 BLUEHDI	120CV	0,4615	2.076,86
DS	DS4 2.0 BLUEHDI	150CV	0,5187	2.334,11
DS	DS4 2.0 BLUEHDI	180CV	0,5623	2.530,30
DS	DS5 1.6 BLUEHDI	120CV	0,4962	2.232,77



MARCA	MODELLO	SERIE	COSTO CHILOMETRICO 15.000 KM	FRINGE BENEFIT ANNUALE
DS	DS5 2.0 BLUEHDI	150CV	0,5370	2.416,70
DS	DS5 2.0 BLUEHDI	180CV	0,5811	2.615,13
FIAT	500 1.3 MTJ	95CV	0,3593	1.616,70
FIAT	500C 1.3 MTJ	95CV	0,3798	1.709,31
FIAT	500L 1.3 MTJ	95CV	0,4017	1.807,76
FIAT	500L 1.6 MTJ 120CV	EURO6	0,4403	1.981,47
FIAT	500L WAGON 1.3 MTJ	95CV	0,4160	1.872,14
FIAT	500L WAGON 1.6 MTJ	120CV	0,4495	2.022,83
FIAT	500X 1.3 MJT	95CV	0,4080	1.836,04
FIAT	500X 1.6 MJT	120CV	0,4560	2.051,90
FIAT	500X 2.0 MJT 140CV	4X4	0,5423	2.440,15
FIAT	PANDA 1.3 MTJ	80CV	0,3501	1.575,67
FIAT	PANDA 1.3 MTJ	95CV S&S	0,3526	1.586,83
FIAT	PANDA 1.3 MTJ 80CV	4X4	0,3882	1.746,87
FIAT	PANDA CROSS 1.3 MTJ	95CV 4X4	0,4076	1.834,03
FIAT	PUNTO 1.3 MTJ II	95CV	0,3837	1.726,71
FIAT	QUBO 1.3 MJT	95CV	0,4110	1.849,42
FIAT	TIPO 1.3 MTJ 5PORTE 95CV	MY2016	0,4040	1.818,18
FIAT	TIPO 1.3 MTJ 95CV	MY2016	0,4034	1.815,50
FIAT	TIPO 1.3 MTJ 95CV SW	MY2016	0,4123	1.855,23
FIAT	TIPO 1.6 MTJ 120CV	MY2016	0,4289	1.930,03
FIAT	TIPO 1.6 MTJ 120CV SW	MY2016	0,4271	1.921,85
FIAT	TIPO 1.6 MTJ 5PORTE 120CV	MY2016	0,4196	1.888,15
FORD	B-MAX 1.5 TDCI	75CV PLUS	0,3981	1.791,51
FORD	C MAX 1.5 TDCI	120 CV S&S	0,4565	2.054,43
FORD	C MAX 2.0 TDCI	150CV	0,4920	2.214,09
FORD	C MAX 2.0 TDCI	170CV	0,5269	2.371,26
FORD	C MAX PLUS 1.5 TDCI	120CV	0,4433	1.994,88
FORD	ECOSPORT 1.5 TDCI	95CV	0,4128	1.857,64
FORD	EDGE 2.0 TDCI	180CV AWD	0,6591	2.966,01
FORD	EDGE 2.0 TDCI	210CV AWD	0,6945	3.125,04
FORD	FIESTA PLUS 1.5 TDCI 85CV	MY2017	0,3717	1.672,71
FORD	FIESTA 1.5 TDCI 120CV	MY2017	0,3928	1.767,62
FORD	FOCUS 1.5 TDCI	120CV	0,4277	1.924,47
FORD	FOCUS 1.5 TDCI	95CV	0,4187	1.884,09
FORD	FOCUS 1.5 TDCI 120CV	STATION SW	0,4335	1.950,93
FORD	FOCUS 1.5 TDCI 95CV	STATION SW	0,4246	1.910,55
FORD	FOCUS 2.0 TDCI	150CV	0,5054	2.274,31
FORD	FOCUS 2.0 TDCI 150CV	STATION SW	0,5107	2.298,37
FORD	GALAXY 2.0 TDCI	150CV S&S	0,5782	2.602,04
FORD	KUGA 1.5 TDCI 120CV	2WD	0,4595	2.067,70
FORD	KUGA 2.0 TDCI 120CV	2WD	0,5408	2.433,59
FORD	KUGA 2.0 TDCI 150CV	2WD	0,5400	2.430,10
FORD	KUGA 2.0 TDCI 150CV	4WD	0,5805	2.612,40
FORD	KUGA 2.0 TDCI 180CV	4WD	0,6247	2.811,11
FORD	MONDEO 1.5 TDCI 120CV	S&S	0,4761	2.142,64
FORD	MONDEO 2.0 TDCI	210CV	0,5807	2.613,27
FORD	MONDEO 2.0 TDCI 150CV	AWD	0,5499	2.474,75
FORD	MONDEO 2.0 TDCI 150CV	S&S	0,5484	2.467,73
FORD	MONDEO 2.0 TDCI 180CV	AWD	0,5845	2.630,31
FORD	MONDEO 2.0 TDCI 180CV	S&S	0,5559	2.501,45
FORD	MONDEO STATION 1.5 TDCI 120CV	S&S	0,4820	2.169,10
FORD	MONDEO STATION 2.0 TDCI	210CV	0,5895	2.652,59
FORD	MONDEO STATION 2.0 TDCI 150CV	AWD	0,5470	2.461,46
FORD	MONDEO STATION 2.0 TDCI 150CV	S&S	0,5359	2.411,37




MARCA	MODELLO	SERIE	COSTO CHILOMETRICO 15.000 KM	FRINGE BENEFIT ANNUALE
FORD	MONDEO STATION 2.0 TDCI 180CV	AWD	0,5916	2.662,00
FORD	MONDEO STATION 2.0 TDCI 180CV	S&S	0,5629	2.533,14
FORD	S MAX 2.0 TDCI	120CV	0,5366	2.414,74
FORD	S MAX 2.0 TDCI	150CV	0,5600	2.519,86
FORD	S MAX 2.0 TDCI	150CV AWD	0,5801	2.610,55
FORD	S MAX 2.0 TDCI	180CV	0,5822	2.619,97
FORD	S MAX 2.0 TDCI	180CV AWD	0,6113	2.750,84
FORD	S MAX 2.0 TDCI	210CV	0,6135	2.760,77
FORD	TOURNEO CUSTOM 2.0	170CV	0,5738	2.581,93
GREAT WALL MOTOR	H6 2.0 143CV	4X2	0,5664	2.549,00
GREAT WALL MOTOR	H6 2.0 143CV	4X4	0,5844	2.629,85
HONDA	CIVIC TOURER 1.6 I-DTEC	120CV	0,4485	2.018,06
HONDA	CR-V 1.6 I-DTEC	2WD 120CV	0,4868	2.190,54
HONDA	CR-V 1.6 I-DTEC	4WD 160CV	0,5342	2.403,70
HONDA	HR-V 1.6 DTEC	120 CV	0,4464	2.008,67
HYUNDAI	I20 1.1 CRDI 75CV	MY2015	0,3615	1.626,70
HYUNDAI	I20 1.4 CRDI 90CV	MY2015	0,3776	1.699,07
HYUNDAI	I30 1.6 CRDI	95CV 5P	0,4143	1.864,44
HYUNDAI	I30 1.6 CRDI 110CV	5P	0,4348	1.956,57
HYUNDAI	I30 1.6 CRDI 136CV	5P	0,4432	1.994,59
HYUNDAI	I30 WAGON 1.4 CRDI	90CV	0,4215	1.896,96
HYUNDAI	I30 WAGON 1.6 CRDI	110CV E6	0,4273	1.922,97
HYUNDAI	I30 WAGON 1.6 CRDI	136CV E6	0,4405	1.982,22
HYUNDAI	I40 1.7 CRDI 115CV	WAGON	0,5071	2.282,14
HYUNDAI	I40 1.7 CRDI 140CV	WAGON	0,5112	2.300,57
HYUNDAI	IX20 1.4 CRDI 90CV	ND	0,3955	1.779,95
HYUNDAI	IX20 1.6 CRDI 115CV	ND	0,4249	1.911,87
HYUNDAI	SANTA FE 2.0 CRDI 2WD	150CV	0,5900	2.654,87
HYUNDAI	SANTA FE 2.2 CRDI 2WD	200CV	0,6665	2.999,32
HYUNDAI	SANTA FE 2.2 CRDI 4WD	200CV	0,6806	3.062,86
HYUNDAI	TUCSON 1.7 CRDI	116CV	0,4638	2.087,18
HYUNDAI	TUCSON 1.7 CRDI	140CV	0,5088	2.289,71
HYUNDAI	TUCSON 2.0 CRDI	136CV 4WD	0,5159	2.321,60
HYUNDAI	TUCSON 2.0 CRDI	185CV 4WD	0,5899	2.654,37
INFINITI	Q30 1.5D	109CV	0,4702	2.115,83
INFINITI	Q30 2.2D	170CV	0,5701	2.565,58
INFINITI	Q30 2.2D AWD	170CV	0,6140	2.763,13
INFINITI	Q50 2.2 D 170CV	ND	0,6215	2.796,68
INFINITI	Q70 2.2 D	170CV	0,6908	3.108,52
INFINITI	QX30 2.2D DCI AWD	170CV	0,6714	3.021,20
INFINITI	QX50 3.0D	238CV	0,7733	3.480,06
INFINITI	QX70 3.0D	238CV	0,8462	3.807,74
JAGUAR	E-PACE 2.0D	150CV	0,6027	2.712,34
JAGUAR	E-PACE 2.0D	150CV AWD	0,6249	2.811,87
JAGUAR	E-PACE 2.0D	180CV AWD	0,6751	3.038,02
JAGUAR	E-PACE 2.0D	241CV AWD	0,7406	3.332,70
JAGUAR	F-PACE 2.0D 180CV	2WD	0,6527	2.937,24
JAGUAR	F-PACE 2.0D 180CV	4WD	0,6713	3.020,85
JAGUAR	F-PACE 3.0D 300CV	4WD	0,8030	3.613,53
JAGUAR	XE 2.0 D	163CV	0,5645	2.540,41
JAGUAR	XE 2.0 D TURBO	180CV	0,5676	2.554,33
JAGUAR	XF 2.0D 163CV	EURO6	0,6263	2.818,44
JAGUAR	XF 2.0D 180CV	AWD	0,6815	3.066,59
JAGUAR	XF 2.0D 180CV	EURO6	0,6433	2.894,95
JAGUAR	XF 3.0D 300CV	EURO6	0,8142	3.663,68



MARCA	MODELLO	SERIE	COSTO CHILOMETRICO 15.000 KM	FRINGE BENEFIT ANNUALE
JAGUAR	XF SPORTBRAKE 2.0 D	163CV SW	0,6731	3.028,84
JAGUAR	XF SPORTBRAKE 2.0 D	180CV SW	0,6995	3.147,85
JAGUAR	XF SPORTBRAKE 2.0D AWD	240CV SW	0,7873	3.543,05
JAGUAR	XF SPORTBRAKE 3.0 TDV6	300CV SW	0,8746	3.935,83
JAGUAR	XJ 3.0D 300CV	MY2017	0,9699	4.364,53
JEEP	CHEROKEE 2.0 MTJ II	140CV 2WD	0,6074	2.733,51
JEEP	CHEROKEE 2.0 MTJ II	140CV 4WD	0,6268	2.820,38
JEEP	CHEROKEE 2.2 MTJ II	200CV 4WD	0,7009	3.154,09
JEEP	CHEROKEE 2.2 MJT II	185CV 4WD	0,6660	2.997,10
JEEP	COMPASS 1.6 MTJ 120CV	2WD	0,4916	2.212,41
JEEP	COMPASS 2.0 MTJ 140CV	4WD	0,5509	2.479,12
JEEP	COMPASS 2.0 MTJ 170CV	4WD	0,6057	2.725,49
JEEP	GRAND CHEROKEE 3.0 V6 MTJ	190CV	0,7736	3.480,99
JEEP	GRAND CHEROKEE 3.0 V6 MTJ	250CV	0,8640	3.888,00
JEEP	RENEGADE 1.6 MJT	120CV	0,4670	2.101,49
JEEP	RENEGADE 1.6 MJT	95CV	0,4551	2.048,07
JEEP	RENEGADE 1.6 MJT 4WD	120CV	0,5316	2.392,15
JEEP	RENEGADE 1.6 MTJ	105CV	0,4688	2.109,57
JEEP	RENEGADE 2.0 MJT 4WD	140CV	0,5389	2.424,88
JEEP	RENEGADE 2.0 MJT 4WD	170CV	0,5875	2.643,83
JEEP	WRANGLER 2.8 CRD	200CV	0,7205	3.242,21
KIA	CARENS 1.7 CRDI	141CV	0,4990	2.245,56
KIA	CARENS 1.7 CRDI 115CV	ND	0,4656	2.095,41
KIA	CEE D 1.6 CRDI	136CV	0,4647	2.091,36
KIA	CEE D 1.6 CRDI 110CV	ND	0,4327	1.946,99
KIA	OPTIMA 1.7 CRDI	140CV	0,5039	2.267,73
KIA	OPTIMA SW 1.7 CRDI	141CV	0,5110	2.299,43
KIA	RIO 1.1 CRDI	75CV	0,3715	1.671,92
KIA	RIO1.4 CRDI	90CV	0,3925	1.766,07
KIA	SORENTO 2.2 CRDI 2WD	200CV	0,6627	2.982,31
KIA	SORENTO 2.2 CRDI AWD	200CV	0,6988	3.144,61
KIA	SOUL 1.6 CRDI	136CV	0,4576	2.059,01
KIA	SPORTAGE 1.7 CRDI 2WD	115CV	0,4794	2.157,13
KIA	SPORTAGE 1.7 CRDI 2WD	140CV	0,5061	2.277,23
KIA	SPORTAGE 2.0 CRDI AWD	136CV	0,5663	2.548,52
KIA	SPORTAGE 2.0 CRDI AWD	185CV	0,5924	2.665,61
KIA	STONIC 1.6 CRDI	110CV	0,4288	1.929,41
KIA	VENGA 1.4 CRDI 90CV	ND	0,4074	1.833,30
LANCIA	YPSILON 1.3 MJT	80CV	0,3755	1.689,69
LANCIA	YPSILON 1.3 MJT	95CV	0,3792	1.706,37
LAND ROVER	DISCOVERY 5 2.0 SD4	240CV	0,7993	3.596,82
LAND ROVER	DISCOVERY 5 2.0 TD4	180CV	0,7621	3.429,26
LAND ROVER	DISCOVERY 5 3.0 TD6	250CV	0,8092	3.641,62
LAND ROVER	DISCOVERY SPORT 2.0 TD4	150CV	0,5788	2.604,41
LAND ROVER	DISCOVERY SPORT 2.0 TD4	180CV	0,5970	2.686,71
LAND ROVER	DISCOVERY4 3.0 SDV6	249CV	0,8492	3.821,51
LAND ROVER	DISCOVERY4 3.0 TDV6	211CV	0,8003	3.601,46
LAND ROVER	RANGE ROVER EVOQUE 2.0 ED4	150CV 5 PORTE	0,5854	2.634,25
LAND ROVER	RANGE ROVER EVOQUE 2.0 TD4	180CV 3 PORTE	0,6895	3.102,94
LAND ROVER	RANGE ROVER EVOQUE 2.0 TD4	180CV 5 PORTE	0,6430	2.893,63
LAND ROVER	RANGE ROVER EVOQUE CABRIO 2.0 TD4	150CV	0,6888	3.099,78
LAND ROVER	RANGE ROVER EVOQUE CABRIO 2.0 TD4	180CV	0,7106	3.197,49
LAND ROVER	RANGE ROVER SPORT 3.0	249CV	0,8914	4.011,35
LAND ROVER	RANGE ROVER SPORT 3.0 SDV6	306CV	0,8955	4.029,60
LAND ROVER	RANGE ROVER SPORT 4.4 SDV8	340CV	1,0834	4.875,22




MARCA	MODELLO	SERIE	COSTO CHILOMETRICO 15.000 KM	FRINGE BENEFIT ANNUALE
MAHINDRA	XUV500 2.2 140CV	2WD	0,5746	2.585,64
MAHINDRA	XUV500 2.2 140CV	4WD	0,5989	2.694,86
MASERATI	GHIBLI 3.0 V6 DIESEL	250CV	1,0537	4.741,76
MASERATI	GHIBLI 3.0 V6 DIESEL	272CV	1,0584	4.762,67
MASERATI	LEVANTE 3.0 V6 AWD	250CV	0,9270	4.171,53
MASERATI	LEVANTE 3.0 V6 AWD	275CV	0,9317	4.192,44
MASERATI	QUATTROPORTE DIESEL 3.0	250CV	1,0372	4.667,51
MASERATI	QUATTROPORTE DIESEL 3.0	275CV	1,0427	4.692,24
MAZDA	2 1.5 105CV	MY2015	0,3832	1.724,28
MAZDA	3 1.5 SKYACTIVE-D	105CV	0,4343	1.954,51
MAZDA	3 2.2 SKYACTIVE-D 150CV	ND	0,5171	2.327,06
MAZDA	6 2.2 SKYACTIVE-D	150CV	0,5669	2.551,13
MAZDA	6 2.2L 150CV	WAGON	0,5666	2.549,54
MAZDA	6 2.2L BERLINA	175CV	0,5994	2.697,10
MAZDA	6 2.2L WAGON	175CV	0,6019	2.708,55
MAZDA	CX 3 1.5D 4X2	105CV	0,4442	1.998,80
MAZDA	CX 3 1.5D 4X4	105CV	0,4811	2.165,13
MAZDA	CX 5 2.2L SKYACTIV-D 2WD	150CV	0,5555	2.499,84
MAZDA	CX 5 2.2L SKYACTIV-D 4WD	150CV	0,5991	2.696,01
MAZDA	CX 5 2.2L SKYACTIV-D 4WD	175CV	0,6176	2.779,41
MERCEDES	A 160 D 1.5	90 CV EURO 6	0,4295	1.932,61
MERCEDES	A 180 D 1.5	109 CV EURO 6	0,4380	1.970,80
MERCEDES	A 200 D 2.1	136 CV EURO 6	0,5202	2.341,11
MERCEDES	A 200 D 2.1 AUT 4 MATIC	136 CV EURO 6	0,5444	2.450,02
MERCEDES	A 220 D 2.1 AUT	177 CV EURO 6	0,5499	2.474,43
MERCEDES	A 220 D 2.1 AUT 4 MATIC	177 CV EURO 6	0,5888	2.649,67
MERCEDES	B 160 CDI 1.5	90CV	0,4534	2.040,08
MERCEDES	B 160 D AUT 1.5	90CV	0,4571	2.057,06
MERCEDES	B 180 CDI 1.5	109CV	0,4571	2.057,05
MERCEDES	B 180 D AUT 1.5	109CV	0,4653	2.093,85
MERCEDES	B 200 CDI 2.2 AUT 4MATIC	136CV	0,5899	2.654,77
MERCEDES	B 220 CDI 2.2 AUT	177CV	0,6004	2.701,73
MERCEDES	B 220 CDI 2.2 AUT 4MATIC	177CV	0,6340	2.853,03
MERCEDES	C 180 BLUETEC 1.6 116CV	MY2014	0,4871	2.191,79
MERCEDES	C 200 BLUETEC 1.6 136CV	MY2014	0,5163	2.323,28
MERCEDES	C 220 BLUETEC 2.1 170CV	MY2014	0,6115	2.751,95
MERCEDES	C 220 BLUETEC SW 2.1 170CV	MY2014	0,6266	2.819,75
MERCEDES	C 220D 2.2 170CV	COUPÉ	0,6161	2.772,36
MERCEDES	C 220D 2.1 170CV	CABRIO	0,6782	3.051,72
MERCEDES	C 220D 2.1 4MATIC 170CV	CABRIO	0,7151	3.217,88
MERCEDES	C 220D 2.2 170CV 4MATIC	COUPÉ	0,6540	2.942,85
MERCEDES	C 250 BLUETEC SW 2.1 204CV	MY2014	0,6668	3.000,47
MERCEDES	C 250 D 2.1 204CV	4MATIC BERLINA	0,6938	3.121,92
MERCEDES	C 250D 2.1 204CV	CABRIO	0,7174	3.228,19
MERCEDES	C 250D 2.2 204CV 4MATIC	COUPÉ	0,6859	3.086,48
MERCEDES	C 250D AUT 2.2	204CV COUPÉ	0,6610	2.974,68
MERCEDES	CLA 180 CDI 1.4	109CV	0,4843	2.179,28
MERCEDES	CLA 180 CDI AUT 1.4	109CV	0,4983	2.242,22
MERCEDES	CLA 200 CDI AUT 1.8	136CV	0,5624	2.530,80
MERCEDES	CLA 220 CDI 2.1	177CV	0,5953	2.678,98
MERCEDES	CLA 220 CDI 2.1 177CV	SW	0,5986	2.693,65
MERCEDES	CLS 250 D 2.1	204CV	0,7404	3.331,77
MERCEDES	E 200 D 2.0 150CV	BERLINA	0,6009	2.704,04
MERCEDES	E 200 D 2.0 150CV	SW	0,6428	2.892,81
MERCEDES	E 220D 194CV	BERLINA	0,6582	2.961,76



MARCA	MODELLO	SERIE	COSTO CHILOMETRICO 15.000 KM	FRINGE BENEFIT ANNUALE
MERCEDES	E 220D 2.0 194CV	COUPÉ	0,6641	2.988,62
MERCEDES	E 220D 2.0 194CV	SW	0,6702	3.015,87
MERCEDES	E 220D 2.0 AUTOSPORT 264CV	BERLINA	0,6602	2.970,68
MERCEDES	E 220D 2.2	170CV CABRIO	0,6711	3.019,96
MERCEDES	E 220D 4MATIC 194CV	ALL-TERRAIN SW	0,7174	3.228,13
MERCEDES	E 220D 4MATIC 194CV	BERLINA	0,6893	3.101,81
MERCEDES	E 220D 4MATIC 194CV	SW	0,7013	3.156,03
MERCEDES	E 220D 4MATIC 2.0 194CV	COUPÉ	0,6780	3.050,83
MERCEDES	E 250D 2.2	204CV CABRIO	0,6976	3.139,16
MERCEDES	E 350 BLUETEC 3.0 258CV	4MATIC SW	0,7723	3.475,28
MERCEDES	E 350 BLUETEC 3.0 258CV	CABRIO	0,7489	3.369,87
MERCEDES	E 350 BLUETEC 3.0 258CV	COUPÉ	0,7246	3.260,71
MERCEDES	E 350 BLUETEC 3.0 258CV	SW	0,7539	3.392,54
MERCEDES	E 350D 3.0 AUTOSPORT 258CV	BERLINA	0,7492	3.371,47
MERCEDES	G 350D 3.0	245CV SW LUNGA	1,0061	4.527,28
MERCEDES	GL 350 3.0 4MATIC	258CV	0,9702	4.365,77
MERCEDES	GLA 180 CDI 1.5 AUT 109CV	MY2014	0,4973	2.237,71
MERCEDES	GLA 200 CDI 2.1 136CV	MY2014	0,5771	2.597,00
MERCEDES	GLA 200 CDI 2.1 AUT 4MAT 136CV	MY2014	0,6114	2.751,08
MERCEDES	GLA 220 D 2.2 AUT	177CV	0,6080	2.736,00
MERCEDES	GLA 220D 2.2 AUT 4MATIC	177CV	0,6322	2.844,79
MERCEDES	GLC 220D 2.1	170CV	0,6718	3.022,89
MERCEDES	GLC 220D 2.2 4MATIC 170CV	COUPÉ	0,7087	3.189,22
MERCEDES	GLC 250D 2.1	204CV	0,6828	3.072,39
MERCEDES	GLC 250D 2.2 4MATIC 204CV	COUPÉ	0,7171	3.226,93
MERCEDES	GLE 250D 2.2	204CV	0,7403	3.331,29
MERCEDES	GLE 250D 4MATIC 2.2	204CV	0,7625	3.431,39
MERCEDES	GLE 350D 3.0 4MATIC	258CV	0,8610	3.874,63
MERCEDES	GLK 200 CDI 2.2	143CV	0,6362	2.863,07
MERCEDES	GLK 220 CDI 2.2	170CV	0,6595	2.967,62
MERCEDES	GLK 250 2.2 4MATIC	204CV	0,7144	3.214,75
MERCEDES	GLK 350 CDI 3.0 4MATIC	265CV	0,7999	3.599,48
MERCEDES	GLS 350D 3.0 4MATIC	258CV	0,9327	4.197,09
MERCEDES	ML 250 BLUETEC 2.1 204CV	EURO6	0,7807	3.513,09
MERCEDES	ML 350 BLUETEC 3.0 258CV	EURO6	0,8778	3.950,00
MERCEDES	S 350D 3.0 V6	258CV	0,9495	4.272,68
MERCEDES	S 350D 4MATIC 3.0	286CV	0,9885	4.448,40
MERCEDES	S 400D 4MATIC 3.0	340CV	1,0230	4.603,35
MERCEDES	SLC 250D 2.1	204CV	0,6450	2.902,67
MERCEDES	V 2.2 CDI 163CV	4MATIC	0,6999	3.149,77
MERCEDES	V 250D 2.2 AUT	190CV	0,7015	3.156,54
MERCEDES	VITO 2.2 CDI	163CV	0,6049	2.722,08
MINI	MINI COOPER CABRIO 1.5 D	116CV	0,4623	2.080,21
MINI	MINI COOPER CLUBMAN 2.0	150CV	0,4969	2.236,24
MINI	MINI COOPER D COUNTRYMAN 2.0	150CV	0,5091	2.290,86
MINI	MINI COOPER D COUNTRYMAN ALL4 2.0	150CV 4X4	0,5300	2.384,79
MINI	MINI COOPER D PACEMAN 1.6	111CV	0,4672	2.102,25
MINI	MINI COOPER D PACEMAN 2.0 AUT	111CV	0,5230	2.353,70
MINI	MINI COOPER SD 2.0 170CV	CABRIO	0,5317	2.392,47
MINI	MINI COOPER SD CLUBMAN 2.0	190CV	0,5318	2.393,12
MINI	MINI COOPER SD CLUBMAN 2.0	190CV ALL4	0,5612	2.525,28
MINI	MINI COOPER SD COUNTRYMAN AUT 2.0	190CV	0,5535	2.490,56
MINI	MINI COOPER SD COUNTRYMAN AUT ALL4	190CV 4X4	0,5692	2.561,58
MINI	MINI COOPER SD PACEMAN 2.0	143CV	0,5182	2.331,71
MINI	MINI ONE 1.5D	95CV	0,4082	1.836,95




MARCA	MODELLO	SERIE	COSTO CHILOMETRICO 15.000 KM	FRINGE BENEFIT ANNUALE
MINI	MINI ONE CLUBMAN 1.5D	116CV	0,4417	1.987,58
MINI	MINI ONE D COUNTRYMAN 1.5	116CV	0,4626	2.081,92
MINI	NUOVA MINI COOPER D 1.5 116CV	MY2014	0,4254	1.914,11
MINI	NUOVA MINI COOPER SD 2.0 170CV	MY2014	0,5290	2.380,40
MITSUBISHI	ASX 1.6 DI-D	114CV 2WD	0,4598	2.069,09
MITSUBISHI	ASX 2.2 DI-D	150CV 4WD	0,5807	2.613,17
MITSUBISHI	OUTLANDER 2.2 4WD	DI-D 150CV	0,5903	2.656,48
NISSAN	EVALIA 1.5 D	110CV	0,4530	2.038,66
NISSAN	JUKE 1.5 DCI	110CV	0,4168	1.875,50
NISSAN	MICRA 1.5 DCI	90CV	0,3997	1.798,63
NISSAN	PULSAR 1.5 DCI	110CV	0,4103	1.846,37
NISSAN	QASHQAI 1.5 DCI 110CV	MY2014	0,4368	1.965,41
NISSAN	QASHQAI 1.6 DCI 2WD 131CV	MY2014	0,4731	2.128,77
NISSAN	QASHQAI 1.6 DCI 4WD 131CV	MY2014	0,4922	2.215,07
NISSAN	X TRAIL 1.6 DCI 2WD	130CV	0,4971	2.237,00
NISSAN	X TRAIL 1.6 DCI 4WD	130CV	0,5248	2.361,38
OPEL	ANTARA 2.0 CDTI 170CV	4X2	0,5665	2.549,34
OPEL	ANTARA 2.0 CDTI 170CV	4X4	0,5816	2.616,99
OPEL	ANTARA 2.0 CDTI 170CV AUT	4X2	0,5949	2.677,06
OPEL	ASTRA 1.6 CDTI	95 CV EURO 6	0,4239	1.907,75
OPEL	ASTRA 1.6 CDTI S&S	110 CV EURO 6	0,4284	1.927,87
OPEL	ASTRA 1.6 CDTI S&S	136 CV EURO 6	0,4471	2.012,07
OPEL	ASTRA 1.6 CDTI S&S BITURBO	160CV	0,4725	2.126,07
OPEL	ASTRA GTC 1.6 CDTI 110CV	MY2017	0,4805	2.162,23
OPEL	ASTRA GTC 1.6 CDTI 136CV	MY2017	0,4926	2.216,51
OPEL	CASCADA 2.0 CDTI 2.0	170CV	0,5770	2.596,28
OPEL	CORSA 1.3 CDTI 75CV	MY2015	0,3716	1.672,11
OPEL	CORSA 1.3 CDTI 95CV	MY2015	0,3760	1.692,01
OPEL	CROSSLAND X 1.6D	100CV	0,4231	1.904,12
OPEL	CROSSLAND X 1.6D	120CV	0,4370	1.966,52
OPEL	GRANDLAND X 1.6 D	120CV	0,4801	2.160,35
OPEL	INSIGNIA 1.6 CDTI	136CV	0,5101	2.295,33
OPEL	INSIGNIA 1.6 ST CDTI	120CV SW	0,5169	2.326,20
OPEL	INSIGNIA 1.6 ST CDTI	136CV SW	0,5180	2.330,84
OPEL	INSIGNIA 2.0 CDTI S&S	170CV	0,5722	2.575,09
OPEL	INSIGNIA 2.0 CDTI S&S 4X4	170CV	0,6012	2.705,38
OPEL	INSIGNIA 2.0 ST CDTI S&S	170CV SW	0,5810	2.614,42
OPEL	INSIGNIA 2.0 ST CDTI S&S 4X4	170CV SW	0,6108	2.748,53
OPEL	INSIGNIA ST 1.6 CDTI	110CV SW	0,5119	2.303,51
OPEL	INSIGNIA ST 1.6 CDTI S&S	136CV SW	0,5251	2.363,02
OPEL	INSIGNIA ST 2.0 BITURBO CDTI S&S	209CV SW	0,6619	2.978,47
OPEL	INSIGNIA ST 2.0 CDTI S&S	170CV SW	0,5728	2.577,60
OPEL	MERIVA 1.6 CDTI S&S	95CV	0,4315	1.941,80
OPEL	MOKKA 1.6 CDTI 110CV	4X2	0,4641	2.088,57
OPEL	MOKKA 1.6 CDTI ECOTEC	136CV 4X2	0,4701	2.115,33
OPEL	MOKKA 1.6 CDTI ECOTEC	136CV 4X4	0,4867	2.190,17
OPEL	NUOVA ASTRA ST 1.6 CDTI	110CV SW	0,4472	2.012,56
OPEL	NUOVA ASTRA ST 1.6 CDTI	136CV SW	0,4610	2.074,66
OPEL	ZAFIRA 1.6 CDTI 120CV	MY2017	0,5111	2.299,93
OPEL	ZAFIRA 1.6 CDTI 134CV	MY2017	0,5102	2.295,94
OPEL	ZAFIRA 2.0 CDTI 130CV	MY2017	0,5664	2.548,94
OPEL	ZAFIRA 2.0 CDTI 170CV	MY2017	0,5560	2.501,88
PEUGEOT	2008 1.6 BLUEHDI	100CV	0,4167	1.875,05
PEUGEOT	2008 1.6 BLUEHDI	120CV	0,4375	1.968,96
PEUGEOT	2008 1.6 BLUEHDI	75CV	0,3988	1.794,76



MARCA	MODELLO	SERIE	COSTO CHILOMETRICO 15.000 KM	FRINGE BENEFIT ANNUALE
PEUGEOT	208 1.6 BLUEHDI	100 CV S&S	0,3995	1.797,66
PEUGEOT	208 1.6 BLUEHDI	120CV	0,4261	1.917,46
PEUGEOT	208 1.6 BLUEHDI	75 CV	0,3842	1.729,01
PEUGEOT	3008 1.6 BLUEHDI 120CV	MY2016	0,4810	2.164,70
PEUGEOT	3008 2.0 BLUEHDI 150CV	MY2016	0,5211	2.344,84
PEUGEOT	3008 2.0 BLUEHDI 180CV	MY2016	0,5809	2.613,83
PEUGEOT	308 1.5 BLUEHDI	130CV	0,4339	1.952,77
PEUGEOT	308 1.5 BLUEHDI	130CV SW	0,4392	1.976,59
PEUGEOT	308 1.6 BLUEHDI	100CV	0,4179	1.880,44
PEUGEOT	308 1.6 BLUEHDI	100CV SW	0,4227	1.902,07
PEUGEOT	308 1.6 BLUEHDI 120CV	EURO 6	0,4292	1.931,59
PEUGEOT	308 1.6 BLUEHDI 120CV SW	EURO 6	0,4357	1.960,85
PEUGEOT	308 2.0 BLUEHDI	150CV	0,4967	2.234,98
PEUGEOT	308 2.0 BLUEHDI	177CV	0,5238	2.357,06
PEUGEOT	308 2.0 BLUEHDI	177CV SW	0,5303	2.386,35
PEUGEOT	308 2.0 BLUEHDI 150CV	SW	0,5015	2.256,61
PEUGEOT	5008 1.6 BLUEHDI 120CV	MOD 2017	0,4858	2.186,14
PEUGEOT	5008 2.0 BLUEHDI 150CV	MOD 2017	0,5643	2.539,14
PEUGEOT	5008 2.0 BLUEHDI 180CV	MOD 2017	0,5998	2.699,01
PEUGEOT	508 1.6 BLUEHDI	120CV	0,5010	2.254,37
PEUGEOT	508 2.0 BLUEHDI	150CV	0,5355	2.409,83
PEUGEOT	508 2.0 BLUEHDI	180CV	0,5685	2.558,22
PEUGEOT	508 SW 1.6 BLUEHDI 120CV	EURO 6	0,5038	2.267,05
PEUGEOT	508 SW 2.0 BLUEHDI 150CV	EURO 6	0,5595	2.517,66
PEUGEOT	508 SW 2.0 BLUEHDI 180CV	EURO 6	0,6009	2.704,23
PEUGEOT	PATNER TEPEE 1.6	75CV	0,4196	1.888,31
PORSCHE	MACAN 3.0 S	250CV	0,8783	3.952,13
PORSCHE	PANAMERA 4.0 4S DIESEL	422CV	1,2068	5.430,59
RENAULT	CAPTUR 1.5 DCI 8V	110CV	0,4166	1.874,76
RENAULT	CAPTUR 1.5 DCI 8V	90CV	0,3959	1.781,37
RENAULT	CLIO 1.5 DCI	75CV	0,3760	1.692,08
RENAULT	CLIO 1.5 DCI	90CV	0,3760	1.692,08
RENAULT	CLIO 1.5 DCI 8V	110CV	0,3946	1.775,87
RENAULT	CLIO SPORTER 1.5 DCI 75CV	SW	0,3671	1.651,85
RENAULT	CLIO SPORTER 1.5 DCI 90CV	SW	0,3952	1.778,50
RENAULT	ESCAPE 1.6 DCI	160CV	0,5602	2.520,99
RENAULT	ESPACE 1.6 DCI	130CV	0,5248	2.361,82
RENAULT	GRAND SCENIC 1.5 DCI	110CV	0,4542	2.043,77
RENAULT	GRAND SCENIC 1.6 DCI	130CV	0,5009	2.253,94
RENAULT	KADJAR 1.5 DCI	110CV	0,4242	1.908,71
RENAULT	KADJAR 1.6 DCI	130CV	0,4833	2.174,85
RENAULT	KADJAR 1.6 DCI 4X4	130CV	0,5027	2.262,16
RENAULT	MEGANE 1.5 DCI 110CV	MY2016	0,4301	1.935,35
RENAULT	MEGANE 1.5 DCI 90CV	MY2016	0,4110	1.849,64
RENAULT	MEGANE 1.6 DCI 130CV	MY2016	0,4670	2.101,38
RENAULT	MEGANE 1.6 DCI 160CV	MY2016	0,5202	2.340,81
RENAULT	MEGANE SPORTER 1.5 DCI 110CV	SW	0,4444	1.999,91
RENAULT	MEGANE SPORTER 1.5 DCI 90CV	SW	0,4254	1.914,23
RENAULT	MEGANE SPORTER 1.6 DCI 130CV	SW	0,4807	2.162,94
RENAULT	MEGANE SPORTER 1.6 DCI 165CV	SW	0,5363	2.413,49
RENAULT	SCENIC ENERGY 1.5 DCI	110CV	0,4417	1.987,59
RENAULT	SCENIC ENERGY 1.5 DCI	95CV	0,4269	1.920,90
RENAULT	SCENIC ENERGY 1.6 DCI	130CV	0,4833	2.174,89
RENAULT	SCENIC ENERGY 1.6 DCI	160CV	0,4940	2.223,14
RENAULT	TALISMAN 1.5 DCI 8V	110CV	0,4981	2.241,35



MARCA	MODELLO	SERIE	COSTO CHILOMETRICO 15.000 KM	FRINGE BENEFIT ANNUALE
RENAULT	TALISMAN 1.6 DCI	130CV	0,5210	2.344,70
RENAULT	TALISMAN 1.6 DCI	160CV	0,5638	2.537,22
RENAULT	TALISMAN SPORTER 1.5 DCI	110CV	0,4904	2.206,75
RENAULT	TALISMAN SPORTER 1.6 DCI	130CV	0,5133	2.310,05
RENAULT	TALISMAN SPORTER 1.6 DCI	160CV	0,5544	2.494,93
SEAT	ALHAMBRA 2.0 TDI	115CV	0,5574	2.508,16
SEAT	ALHAMBRA 2.0 TDI	150CV	0,5705	2.567,47
SEAT	ALHAMBRA 2.0 TDI	184CV	0,6081	2.736,45
SEAT	ATECA 1.6 TDI	116CV	0,4935	2.220,85
SEAT	ATECA 2.0 TDI	150CV	0,5211	2.344,76
SEAT	ATECA 2.0 TDI 4DRIVE	150CV	0,5478	2.465,20
SEAT	ATECA 2.0 TDI 4DRIVE	190CV	0,5927	2.667,25
SEAT	IBIZA SOL 1.4 TDI	90CV	0,3860	1.737,10
SEAT	LEON 1.6 TDI	110CV	0,4471	2.011,83
SEAT	LEON 1.6 TDI	115CV	0,4490	2.020,69
SEAT	LEON 1.6 TDI	90CV	0,4443	1.999,17
SEAT	LEON 2.0 TDI	150CV	0,4954	2.229,39
SEAT	LEON 2.0 TDI	184CV	0,5072	2.282,46
SEAT	LEON ST 1.6 TDI 115CV	SW	0,4531	2.038,75
SEAT	LEON ST 1.6 TDI 90CV	SW MY2014	0,4544	2.044,98
SEAT	LEON ST 2.0 TDI 150CV	SW MY2014	0,5239	2.357,54
SEAT	LEON ST 2.0 TDI 184CV	SW MY2014	0,5405	2.432,46
SKODA	FABIA 1.4 TDI	75CV	0,3700	1.665,18
SKODA	FABIA 1.4 TDI 90CV	.	0,3860	1.736,79
SKODA	FABIA WAGON 1.4 TDI	105CV	0,4094	1.842,40
SKODA	FABIA WAGON 1.4 TDI	75CV	0,3747	1.686,36
SKODA	FABIA WAGON 1.4 TDI	90CV	0,3882	1.746,86
SKODA	KODIAQ 2.0 TDI 150CV	2X4	0,5536	2.490,98
SKODA	KODIAQ 2.0 TDI 150CV	4X4	0,5614	2.526,35
SKODA	KODIAQ 2.0 TDI 190CV	4X4	0,6248	2.811,65
SKODA	OCTAVIA 1.6 TDI	90CV	0,4346	1.955,64
SKODA	OCTAVIA 1.6 TDI CR	110CV	0,4520	2.034,15
SKODA	OCTAVIA 2.0 TDI	150CV	0,4919	2.213,53
SKODA	OCTAVIA WAGON 1.6 TDI	115CV SW	0,4647	2.091,25
SKODA	OCTAVIA WAGON 1.6 TDI	90CV SW	0,4402	1.980,90
SKODA	OCTAVIA WAGON 2.0 TDI	150CV SW	0,4975	2.238,79
SKODA	OCTAVIA WAGON 2.0 TDI	4X4 150CV SW	0,5227	2.351,98
SKODA	OCTAVIA WAGON 2.0 TDI RS	184CV SW	0,5517	2.482,80
SKODA	RAPID 1.4 TDI CR	90CV	0,4115	1.851,96
SKODA	RAPID 1.6 TDI CR	115CV	0,4445	2.000,23
SKODA	SUPERB 2.0 TDI	150CV	0,5420	2.439,18
SKODA	SUPERB 2.0 TDI	190CV	0,5681	2.556,40
SKODA	SUPERB 2.0 TDI	190CV 4X4	0,6288	2.829,68
SKODA	SUPERB WAGON 1.6 TDI	120CV	0,5036	2.266,38
SKODA	SUPERB WAGON 2.0 TDI DSG	150CV	0,5555	2.499,73
SKODA	SUPERB WAGON 2.0 TDI DSG	190CV	0,5704	2.566,83
SKODA	SUPERB WAGON 2.0 TDI DSG 4X4	190CV	0,6001	2.700,27
SKODA	YETI 2.0 TDI	110CV	0,4735	2.130,81
SKODA	YETI 2.0 TDI 110CV	4X4	0,4989	2.245,11
SSANGYONG	KORANDO 2.2 E-XDI 178CV	2WD	0,5199	2.339,61
SSANGYONG	KORANDO 2.2 E-XDI 178CV	4WD	0,5408	2.433,54
SSANGYONG	REXTON W 2.2D 178CV	2WD	0,5809	2.613,96
SSANGYONG	REXTON W 2.2D 178CV	4WD	0,6256	2.815,18
SSANGYONG	RODIUS 2.2D 178CV	2WD	0,6015	2.706,55
SSANGYONG	RODIUS 2.2D 178CV	4WD	0,6365	2.864,45



MARCA	MODELLO	SERIE	COSTO CHILOMETRICO 15.000 KM	FRINGE BENEFIT ANNUALE
SSANGYONG	TIVOLI 1.6D	115CV	0,4183	1.882,53
SSANGYONG	XLV 1.6D	115CV	0,4483	2.017,41
SUBARU	FORESTER 2.0D	147CV	0,5693	2.561,77
SUBARU	OUTBACK 2.0 D LINEARTRONIC	150CV	0,6005	2.702,07
SUBARU	XV 2.0D	147CV	0,5424	2.440,79
SUZUKI	S-CROSS 1.6	120CV	0,4366	1.964,52
SUZUKI	S-CROSS 1.6	120CV 4WD	0,4526	2.036,57
SUZUKI	VITARA 1.6 DDIS	120CV	0,4364	1.963,79
SUZUKI	VITARA 1.6 DDIS	120CV 4WD	0,4542	2.044,04
TOYOTA	AURIS 1.4D 4D	90CV	0,4168	1.875,42
TOYOTA	AURIS 1.6D 4D	112CV	0,4566	2.054,75
TOYOTA	LAND CRUISER 2.8 D4-D	177CV	0,7321	3.294,52
TOYOTA	LAND CRUISER 2.8 D4-D	177CV LOUNGE	0,7758	3.491,04
TOYOTA	PROACE 2.0 177CV	9 POSTI	0,5889	2.650,25
TOYOTA	RAV 4 2.0 D-4D 143CV	2WD	0,5229	2.353,01
TOYOTA	VERSO 1.6 D-4D	110CV	0,4663	2.098,17
TOYOTA	YARIS 1.4 D-4D 90CV	MY2014	0,3677	1.654,52
VOLKSWAGEN	ARTEON 2.0 BITDI 4MOTION	240CV 4WD	0,7390	3.325,67
VOLKSWAGEN	ARTEON 2.0 TDI	150CV	0,6571	2.957,15
VOLKSWAGEN	ARTEON 2.0 TDI	190CV	0,6772	3.047,32
VOLKSWAGEN	ARTEON 2.0 TDI 4MOTION	190CV 4WD	0,6927	3.117,10
VOLKSWAGEN	CARAVELLE 2.0 TDI	204CV	0,6406	2.882,84
VOLKSWAGEN	GOLF SPORTSVAN 1.6 TDI	115CV	0,4678	2.105,07
VOLKSWAGEN	GOLF SPORTSVAN 2.0 TDI	150CV	0,5490	2.470,71
VOLKSWAGEN	GOLF VII 1.6 TDI 110CV	4MOTION	0,4998	2.249,00
VOLKSWAGEN	GOLF VII 1.6 TDI BLUEMOT	90CV	0,4559	2.051,43
VOLKSWAGEN	GOLF VII 1.6 TDI BLUEMOT. TECH	115CV	0,4772	2.147,62
VOLKSWAGEN	GOLF VII 2.0 GTD BLUEMOT. TECH	184CV	0,5767	2.594,95
VOLKSWAGEN	GOLF VII 2.0 TDI BLUE MOTION	150CV	0,5152	2.318,37
VOLKSWAGEN	GOLF VII VARIANT 1.6 TDI	115CV	0,4615	2.076,62
VOLKSWAGEN	GOLF VII VARIANT 1.6 TDI TREND	90CV	0,4491	2.020,96
VOLKSWAGEN	GOLF VII VARIANT 2.0 TDI	ALLTRACK 184 CV	0,5719	2.573,39
VOLKSWAGEN	GOLF VII VARIANT 2.0 TDI BMT	150CV	0,5207	2.343,29
VOLKSWAGEN	MAGGIOLINO 2.0 TDI BLUEMOTION 110CV	MY2016	0,4936	2.221,19
VOLKSWAGEN	MAGGIOLINO 2.0 TDI BLUEMOTION 150CV	MY2016	0,5291	2.381,10
VOLKSWAGEN	MULTIVAN 2.0	150CV	0,6543	2.944,19
VOLKSWAGEN	PASSAT 1.6 TDI 120CV	EURO 6	0,5035	2.265,92
VOLKSWAGEN	PASSAT 2.0 BITDI 4MOTION	240CV	0,6539	2.942,60
VOLKSWAGEN	PASSAT 2.0 TDI 150CV	EURO 6	0,5626	2.531,61
VOLKSWAGEN	PASSAT 2.0 TDI 190CV	EURO 6	0,6035	2.715,60
VOLKSWAGEN	PASSAT VARIANT 1.6 TDI 120CV	EURO 6 SW	0,5094	2.292,41
VOLKSWAGEN	PASSAT VARIANT 2.0 TDI 150CV	EURO 6 SW	0,5664	2.548,88
VOLKSWAGEN	PASSAT VARIANT 2.0 TDI 190CV	EURO 6 SW	0,6088	2.739,66
VOLKSWAGEN	PASSAT VARIANT ALLTRACK 2.0 TDI	150CV 4MOTION	0,6077	2.734,72
VOLKSWAGEN	PASSAT VARIANT ALLTRACK 2.0 TDI	190CV 4MOTION	0,6433	2.894,73
VOLKSWAGEN	SHARAN 2.0 TDI	150CV	0,5832	2.624,48
VOLKSWAGEN	SHARAN 2.0 TDI	150CV 4MOTION	0,6306	2.837,51
VOLKSWAGEN	SHARAN 2.0 TDI	184CV	0,6436	2.896,13
VOLKSWAGEN	TIGUAN 1.6 TDI 115CV	MY2016	0,5121	2.304,23
VOLKSWAGEN	TIGUAN 2.0 BITDI 240CV 4 MOTION	MY2017	0,6785	3.053,31
VOLKSWAGEN	TIGUAN 2.0 TDI 150CV	MY2016	0,5555	2.499,62
VOLKSWAGEN	TIGUAN 2.0 TDI 150CV 4MOTION	MY2016	0,5785	2.603,18
VOLKSWAGEN	TIGUAN 2.0 TDI 190CV 4 MOTION	MY2016	0,6267	2.819,93
VOLKSWAGEN	TIGUAN ALLSPACE 2.0 TDI	150CV	0,6150	2.767,55
VOLKSWAGEN	TIGUAN ALLSPACE 2.0 TDI 4 MOTION	150CV 4WD	0,6423	2.890,20




MARCA	MODELLO	SERIE	COSTO CHILOMETRICO 15.000 KM	FRINGE BENEFIT ANNUALE
VOLKSWAGEN	TIGUAN ALLSPACE 2.0 TDI 4MOTION	190CV 4WD	0,6780	3.050,78
VOLKSWAGEN	TOUAREG 3.0 TDI	204CV	0,8101	3.645,67
VOLKSWAGEN	TOUAREG 3.0 TDI	262CV	0,8431	3.793,75
VOLKSWAGEN	TOURAN 1.6 TDI	115CV	0,4970	2.236,57
VOLKSWAGEN	TOURAN 2.0 TDI	150CV	0,5503	2.476,28
VOLKSWAGEN	TOURAN 2.0 TDI	190CV	0,5877	2.644,64
VOLVO	S60 2.0 D2	120CV	0,5044	2.269,94
VOLVO	S60 2.0 D3	150CV	0,5327	2.397,12
VOLVO	S60 2.0 D4	190CV	0,5541	2.493,52
VOLVO	S60 2.0 D5 GEARTRONIC	225CV	0,6254	2.814,17
VOLVO	S60 2.4 D4 AWD GEARTRONIC	190CV	0,6408	2.883,78
VOLVO	S60 CROSS COUNTRY D3 2.0	150CV	0,5605	2.522,09
VOLVO	S60 CROSS COUNTRY D4 2.0	190CV	0,5810	2.614,67
VOLVO	S60 CROSS COUNTRY D4 2.0 4WD	190CV	0,6570	2.956,61
VOLVO	S90 D3 2.0	150CV	0,5874	2.643,37
VOLVO	S90 D3 GEARTRONIC 2.0	150CV	0,6136	2.761,01
VOLVO	S90 D4 2.0	190CV	0,6112	2.750,24
VOLVO	S90 D4 GEARTRONIC 2.0	190CV	0,6331	2.848,76
VOLVO	S90 D4 GETRONIC 2.0	190CV AWD	0,6558	2.950,90
VOLVO	S90 D5 GEARTRONIC 2.0	235CV AWD	0,7082	3.186,86
VOLVO	V40 D2 2.0	120CV	0,4711	2.120,07
VOLVO	V40 D2 2.0 GEARTRONIC	120CV	0,4867	2.190,15
VOLVO	V40 D2 CROSS COUNTRY 2.0	120CV	0,4885	2.198,31
VOLVO	V40 D3 2.0 150CV	ND	0,4897	2.203,73
VOLVO	V40 D3 CROSS COUNTRY	2.0 150CV	0,5066	2.279,80
VOLVO	V40 D4 2.0	190CV	0,5512	2.480,25
VOLVO	V40 D4 C COUNTRY 2.0	190CV	0,5615	2.526,79
VOLVO	V60 2.0 D2	120CV	0,5149	2.317,26
VOLVO	V60 2.0 D3	150CV	0,5441	2.448,26
VOLVO	V60 2.0 D4	190CV	0,5655	2.544,66
VOLVO	V60 2.0 D5 GEARTRONIC	224CV	0,6308	2.838,47
VOLVO	V60 2.4 D4 AWD GEARTRONIC	190CV	0,6423	2.890,40
VOLVO	V60 CROSS COUNTRY D3 2.0	150CV	0,5593	2.516,67
VOLVO	V60 CROSS COUNTRY D4 2.0	190CV	0,5798	2.609,25
VOLVO	V60 CROSS COUNTRY D4 2.4	AWD GEARTRONIC 190CV	0,6558	2.951,18
VOLVO	V70 2.0 D3 GEARTRONIC	150CV	0,6120	2.754,00
VOLVO	V70 2.0 D4 GEARTRONIC	180CV	0,6342	2.853,94
VOLVO	V90 2.0 D3	150CV	0,6023	2.710,40
VOLVO	V90 2.0 D3 GEARTRONIC	150CV	0,6242	2.808,91
VOLVO	V90 2.0 D4	190CV	0,6261	2.817,23
VOLVO	V90 2.0 D4 AWD GEARTRONIC	190CV	0,6715	3.021,74
VOLVO	V90 2.0 D4 GEARTRONIC	190CV	0,6454	2.904,33
VOLVO	V90 2.0 D5 AWD GEARTRONIC	235CV	0,7345	3.305,47
VOLVO	XC40 2.0 D4 AWD	190CV	0,6312	2.840,30
VOLVO	XC60 2.0 D3	150CV	0,5819	2.618,34
VOLVO	XC60 2.0 D4	190CV	0,6024	2.710,92
VOLVO	XC60 2.4 D4 AWD	190CV	0,6539	2.942,38
VOLVO	XC60 2.4 D5 AWD	220CV	0,6729	3.027,91
VOLVO	XC90 2.0 D4 GEARTRONIC	190CV	0,6888	3.099,48
VOLVO	XC90 2.0 D5 AWD GEARTRONIC	235CV	0,7268	3.270,82



FRINGE BENEFIT 2018
AUTOVEICOLI A BENZINA-GPL, BENZINA-METANO O METANO ESCLUSIVO

MARCA	MODELLO	SERIE	COSTO CHILOMETRICO 15.000 KM	FRINGE BENEFIT ANNUALE
BENZINA-GPL				
ALFA ROMEO	GIULIETTA 1.4 T 120CV	BENZ+GPL	0,4999	2.249,59
ALFA ROMEO	MITO 1.4 120CV	BENZ+GPL	0,4664	2.098,70
CITROEN	C3 III 1.2 82CV	BENZ+GPL	0,4022	1.809,94
DACIA	DUSTER 1.6 115CV 4X2	BENZ+GPL	0,4020	1.809,12
DACIA	LODGY 1.6 100CV 7 POSTI	BENZ+GPL	0,3976	1.789,22
DACIA	LOGAN MCV 0.9 TCE 90CV	BENZ+GPL	0,3358	1.511,15
DACIA	SANDERO 900 TCE 90CV	BENZ+GPL	0,3229	1.453,03
DACIA	SANDERO STEPWAY 0.9 TCE 90CV	BENZ+GPL	0,3428	1.542,77
DR	CITY CROSS 1.3 83CV	BENZ+GPL	0,3720	1.673,81
DR	DR5 1.6 126CV	BENZ+GPL	0,4331	1.948,87
DR	DR5 2.0 139CV 4WD	BENZ+GPL	0,4858	2.186,29
DR	ZERO 1.0 70CV	BIFUEL	0,3099	1.394,73
FIAT	500 1.2 69CV	BENZ+GPL	0,3678	1.655,10
FIAT	500L 1.4 T-JET 120CV	BENZ+GPL	0,4776	2.149,23
FIAT	500X 1.4 T-JET 120CV	BENZ+GPL	0,4689	2.110,16
FIAT	PANDA 1.2 69CV	BENZ+GPL	0,3589	1.615,16
FIAT	PUNTO 1.4 77CV	BENZ+GPL	0,4108	1.848,55
FIAT	TIPO 1.4 4PORTE 120CV	BENZ+GPL	0,4329	1.948,20
FIAT	TIPO 1.4 5PORTE 120CV	BENZ+GPL	0,4426	1.991,79
FIAT	TIPO 1.4 120CV SW	BENZ+GPL	0,4541	2.043,36
FORD	B-MAX 1.4	90CV BENZ+GPL	0,4317	1.942,74
FORD	C-MAX 1.6	120CV BENZ+GPL	0,4672	2.102,50
FORD	FOCUS 1.6	120CV BENZ+GPL	0,4558	2.050,88
FORD	FOCUS 1.6 SW	120CV BENZ+GPL	0,4611	2.074,86
FORD	KA 1.2 8V 70CV	BENZ+GPL	0,3480	1.566,08
HYUNDAI	I10 1.0 69CV	BENZ+GPL	0,3392	1.526,22
HYUNDAI	I20 1.2 75CV	BENZ+GPL	0,3961	1.782,49
JEEP	RENEGADE 1.4 T-JET 120CV	BENZ+GPL	0,4710	2.119,61
KIA	PICANTO 1.0 69CV	BENZ+GPL	0,3359	1.511,38
KIA	RIO 1.2 85CV ECO	BENZ+GPL	0,3873	1.742,83
KIA	SPORTAGE 1.6 ECO 135CV 2WD	BENZ+GPL	0,5063	2.278,17
KIA	VENGA 1.4 90CV	BENZ+GPL	0,4301	1.935,24
LANCIA	YPSILON 1.2 69CV 5P	BENZ+GPL	0,3752	1.688,54
MITSUBISHI	ASX 1.6 2WD 117CV	BENZ+GPL	0,4666	2.099,51
MITSUBISHI	OUTLANDER 2.0 2WD 150 CV	BIFUEL GPL	0,5600	2.520,08
MITSUBISHI	SPACE STAR 1.0 71CV	BENZ+GPL	0,3382	1.521,97
NISSAN	JUKE 1.6 GPL 116CV	BENZ+GPL	0,4460	2.006,94
NISSAN	NOTE 1.2 80CV	BENZ+GPL	0,3885	1.748,11
OPEL	ADAM 1.4 87CV	BENZ+GPL	0,3857	1.735,81
OPEL	ASTRA 1.4 T 140CV	BENZ+GPL	0,4557	2.050,56
OPEL	CORSA 1.4 90CV	BENZ+GPL	0,3876	1.744,25
OPEL	INSIGNIA 1.4 T 140CV	BENZ+GPL	0,5517	2.482,81
OPEL	INSIGNIA 1.4 T 140CV	SW BENZ+GPL	0,5626	2.531,49
OPEL	KARL 1.0 73CV	BENZ+GPL	0,3410	1.534,70
OPEL	MERIVA 1.4 T 120CV	BENZ+GPL	0,4590	2.065,35
OPEL	MOKKA 1.4 T GPL 140CV	4X2	0,4662	2.097,81
PEUGEOT	208 1.2 82CV	BENZ+GPL	0,3627	1.632,22
RENAULT	CLIO 900 TCE 90CV	BENZ+GPL	0,3733	1.679,81
SSANGYONG	KORANDO 2.0 C 2WD 149CV	BENZ+GPL	0,5572	2.507,61
SSANGYONG	TIVOLI 1.6 128CV	BENZ+GPL	0,4715	2.121,94
SSANGYONG	XLV 1.6 128CV	BENZ+GPL	0,4781	2.151,47
SUBARU	FORESTER 2.0 150CV	BENZ+GPL	0,5778	2.600,16
SUBARU	XV 1.6I BI-FUEL	114CV	0,4958	2.231,01
SUBARU	XV 2.0I-ES BI-FUEL	150CV	0,5642	2.538,72




MARCA	MODELLO	SERIE	COSTO CHILOMETRICO 15.000 KM	FRINGE BENEFIT ANNUALE
BENZINA-METANO				
AUDI	A3 SPB 1.4 TFSI G-TRON	110CV (BENZ+METANO)	0,4818	2.168,20
AUDI	A4 AVANT 2.0 TFSI G-TRON	170CV BENZ+MET	0,6429	2.892,87
AUDI	A5 SPB 2.0 TFSI G-TRON	170CV BENZ+MET	0,6711	3.019,74
DR	CITY CROSS 1.3 83CV	BENZ+METANO	0,3759	1.691,35
DR	DR5 1.6 126CV	BENZ+METANO	0,4398	1.979,20
DR	DR5 2.0 139CV 4WD	BENZ+METANO	0,4753	2.139,02
FIAT	500L 0.9 TWINAIR 85CV	BENZ+METANO	0,4240	1.908,04
FIAT	500L WAGON 0.9 TWINAIR 85CV	BENZ+METANO	0,4255	1.914,68
FIAT	DOBLO 1.4 T-JET 120CV	BENZ+METANO	0,4688	2.109,80
FIAT	PANDA 0.9 TWIN-AIR	85CV BENZ+MET	0,3537	1.591,83
FIAT	PUNTO 2012 1.4 77CV	BENZ+MET	0,4109	1.849,20
FIAT	QUBO 1.4 70CV	BENZ+MET	0,4103	1.846,50
LANCIA	YPSILON 0.9 AIR 85CV	BENZ+MET	0,3709	1.668,92
MERCEDES	B 200 2.0 156CV	BENZ+METANO	0,5667	2.549,93
MERCEDES	E 200 NGD AUT 2.0 156CV	BENZ+MET	0,7064	3.178,62
OPEL	ZAFIRA 1.6 T ECOM 150CV	BENZ+METANO	0,5427	2.441,96
SEAT	LEON 1.4 TGI 110CV	BENZ+METANO	0,4506	2.027,63
SKODA	OCTAVIA 1.4 G-TEC 110CV	BENZ+METANO	0,4666	2.099,81
SKODA	OCTAVIA WAGON 1.4 G-TEC 110CV	BENZ+METANO	0,4677	2.104,48
VOLKSWAGEN	GOLF 1.4 TGI 110CV	BENZ+METANO	0,4507	2.027,97
VOLKSWAGEN	POLO 1.0 TGI 90CV MY2018	BENZ+METANO	0,3828	1.722,62
METANO ESCLUSIVO				
OPEL	ASTRA 1.4 T 110CV ECOM	METANO	0,4602	2.071,02
OPEL	ASTRA ST 1.4 T 110CV ECOM SW	METANO	0,4672	2.102,27
SEAT	MII 1.0 68CV	MET	0,3367	1.515,15
SKODA	CITIGO 1.0 68CV	MET	0,3372	1.517,20
VOLKSWAGEN	CADDY 1.4 ECOFUEL 110CV	METANO	0,4987	2.244,19
VOLKSWAGEN	UP 1.0 68CV ECO	METANO	0,3595	1.617,61



FRINGE BENEFIT 2018
 AUTOVEICOLI ELETTRICI, IBRIDI E IBRIDI PLUG-IN IN PRODUZIONE


MARCA	MODELLO	SERIE	COSTO CHILOMETRICO 15.000 KM	FRINGE BENEFIT ANNUALE
ELETTRICO				
BMW	I 3	170CV	0,4791	2.155,77
CITROEN	C ZERO	67CV	0,4201	1.890,48
HYUNDAI	IONIQ	ELECTRIC	0,4915	2.211,80
MERCEDES	B	ELETTRICA	0,5422	2.440,02
MITSUBISHI	I MIEV	64CV	0,4463	2.008,31
NISSAN	LEAF	109CV	0,3773	1.697,69
PEUGEOT	ION ELETTRICA	67 CV	0,4016	1.807,04
RENAULT	ZOE	88CV	0,3548	1.596,69
RENAULT	ZOE Q90	88CV	0,3866	1.739,80
RENAULT	ZOE R90	92CV	0,3804	1.711,98
TESLA	MODEL S 60	MOD 2016	0,8951	4.028,16
TESLA	MODEL S 60 D	MOD 2016	0,9538	4.291,98
TESLA	MODEL S 75	MOD 2016	0,9815	4.416,87
TESLA	MODEL S 75 D	MOD 2016	1,0311	4.639,86
TESLA	MODEL S 90 D	MOD 2016	1,1286	5.078,75
TESLA	MODEL S P90 D	MOD 2016	1,3329	5.998,22
TESLA	MODEL X 90 D	MOD 2017	1,2144	5.464,77
TESLA	MODEL X P100 D	MOD 2017	1,5113	6.801,01
TESLA	MODEL X P90 D	MOD 2017	1,4144	6.365,01
VOLKSWAGEN	E GOLF	136CV	0,5075	2.283,68
VOLKSWAGEN	E UP	82CV	0,3986	1.793,56
IBRIDO PLUG-IN BENZINA				
BMW	225 XE 1.5 ACTIVE TOURER	100KW PLUG-IN	0,5686	2.558,57
BMW	330E 2.0 IBRIDA	185KW PLUG-IN	0,6593	2.966,64
BMW	530E 2.0	185KW IBRIDO PLUG-IN	0,7615	3.426,71
BMW	740E 2.0 IBRIDA	190KW PLUG-IN	1,0505	4.727,30
BMW	I 3 IBRIDA	75KW PLUG-IN	0,5478	2.465,00
BMW	I 8 1.5 IBRIDA	170KW PLUG-IN	1,4110	6.349,63
BMW	X5 XDRIVE 40E 2.0	180KW PLUG-IN	0,8619	3.878,67
KIA	OPTIMA 2.0 GDI 205CV	PLUG-IN	0,6478	2.914,93
LAND ROVER	RANGE ROVER SPORT 2.0 SI4 PHEV	300CV	1,0463	4.708,57
MERCEDES	C 350E SW AUT	240KW PLUG-IN	0,7314	3.291,35
MERCEDES	GLC 350E 4MATIC 2.0	240KW PLUG-N	0,7450	3.352,50
MERCEDES	GLE 500E 4MATIC 3.0	245KW PLUG-IN	0,9642	4.338,70
MERCEDES	S 500 3.0 V6	330KW PLUG-IN	1,2802	5.761,05
MINI	MINI COOPER S E COUNTRYMAN	1.5 224CV ALL4 AUT	0,5972	2.687,37
MITSUBISHI	OUTLANDER 2.0 HYBRID	89KW PLUG-IN	0,6350	2.857,61
PORSCHE	PANAMERA 2.9 4 E-HYBRID	462CV	1,2610	5.674,41
TOYOTA	PRIUS 1.8 122CV	PLUG IN	0,5879	2.645,41
VOLKSWAGEN	GOLF GTE 1.4 TSI	110KW PLUG-IN	0,5758	2.590,94
VOLKSWAGEN	PASSAT GTE 1.4 TSI	160KW PLUG-IN	0,6618	2.978,25
VOLVO	XC90 T8 TWIN ENGINE 2.0	400CV	0,9185	4.133,13
IBRIDO PLUG-IN GASOLIO				
AUDI	Q7 E-TRON 3.0 TDI QUATTRO	128CV	0,8515	3.831,54
VOLVO	V60 2.4 D6 TWIN ENGINE	158KW PLUG-IN	0,6775	3.048,72
IBRIDO BENZINA				
FORD	MONDEO 2.0 187CV	HYBRID	0,6094	2.742,51
HYUNDAI	IONIQ 1.6 140CV	HYBRID	0,4778	2.150,29
INFINITI	Q 50 3.5 HYBRID	364CV	0,8964	4.033,69
INFINITI	Q 70 3.5	364CV	1,0068	4.530,82
KIA	NIRO 1.6 GDI DCT HEV 140CV	HYBRID	0,4982	2.241,86
LEXUS	CT 200H 136CV	ND	0,5363	2.413,52
LEXUS	GS 300H	223CV	0,7949	3.577,21
LEXUS	IS 300H 223CV	ND	0,6957	3.130,54



MARCA	MODELLO	SERIE	COSTO CHILOMETRICO 15.000 KM	FRINGE BENEFIT ANNUALE
LEXUS	LS 600H 445CV	ND	1,4014	6.306,32
LEXUS	NX HYBRID 2.5	197CV	0,7054	3.174,11
LEXUS	NX HYBRID 2.5 197CV	4WD	0,7321	3.294,35
LEXUS	RX HYBRID 3.5	313CV	0,9072	4.082,45
MERCEDES	S 400 3.5 V6 333CV	HYBRID	1,2300	5.534,93
PORSCHE	CAYENNE 3.0 S E-HYBRID	416CV	1,1583	5.212,50
SUZUKI	BALENO 1.2 SHVS DUALJET	90CV	0,4527	2.037,22
SUZUKI	IGNIS 1.2 93CV	HYBRID	0,4196	1.888,19
TOYOTA	AURIS 1.8 136CV	HYBRID	0,5036	2.266,40
TOYOTA	AURIS TS 1.8 136CV	HYBRID SW	0,5067	2.280,17
TOYOTA	C-HR HYBRID 1.8	122CV	0,5308	2.388,60
TOYOTA	PRIUS 1.8	122CV IBRIDA	0,5287	2.379,16
TOYOTA	PRIUS 7 POSTI 1.8	134CV IBRIDA	0,5678	2.555,24
TOYOTA	RAV4 HYBRID 2.5	197CV 2WD	0,6218	2.798,27
TOYOTA	RAV4 HYBRID 2.5	197CV 4WD	0,6478	2.915,11
TOYOTA	YARIS 1.5 100CV	HYBRID	0,4176	1.879,05

IBRIDO GASOLIO

DS	DS5 2.0 200CV	IBRIDO GASOLIO	0,5940	2.673,02
MERCEDES	C 300 BLUETEC 2.2 231CV	HYBRID	0,6811	3.064,86
MERCEDES	C 300 BLUETEC 2.2 231CV	SW HYBRID	0,6929	3.118,18
MERCEDES	S 300 BLUETECH 2.2 231CV	HYBRID	0,9429	4.242,97
PEUGEOT	508 2.0 RXH 200CV	HYBRID4	0,6106	2.747,85
RENAULT	GRAND SCENIC 15DCI 110CV	HYBRID ASS	0,4727	2.127,02




FRINGE BENEFIT 2018
AUTOVEICOLI A BENZINA FUORI PRODUZIONE

MARCA	MODELLO	SERIE	COSTO CHILOMETRICO 15.000 KM	FRINGE BENEFIT ANNUALE
ABARTH	500 1.4 TURBO T-JET	135CV	0,5042	2.269,06
ABARTH	500 1.4/16V T-JET	135CV	0,5357	2.410,61
ABARTH	500C 1.4 TURBO T-JET	135CV	0,5177	2.329,77
ABARTH	500C 1.4 TURBO T-JET	140CV	0,5566	2.504,61
ABARTH	595 1.4 TURBO T-JET	140CV	0,5115	2.301,94
ABARTH	595 1.4 TURBO T-JET	160CV	0,5397	2.428,50
ABARTH	595C 1.4 TURBO T-JET	160CV	0,5453	2.453,88
ABARTH	GRANDE PUNTO 1.4 T-JET	155CV	0,5536	2.491,05
ABARTH	GRANDE PUNTO 1.4 T-JET	180CV	0,6063	2.728,52
ABARTH	PUNTO EVO 1.4 16V TURBO MULTIAIR	165CV	0,5372	2.417,57
ABARTH	PUNTO SUPERSPORT 1.4 TURBO	180CV	0,5527	2.487,19
ALFA ROMEO	ALFA 147 1.6/16V 105CV	5 PORTE	0,5517	2.482,63
ALFA ROMEO	ALFA 147 1.6/16V 120CV	5 PORTE	0,5760	2.591,80
ALFA ROMEO	ALFA 159 1.8/16V 140CV	BERLINA	0,6321	2.844,46
ALFA ROMEO	ALFA 159 1.8/16V 140CV	S.W.	0,6431	2.893,93
ALFA ROMEO	ALFA 159 1750 TBI 200CV	BERLINA	0,6718	3.023,23
ALFA ROMEO	ALFA 159 1750 TBI 200CV	SW	0,6847	3.081,03
ALFA ROMEO	ALFA 159 2.2 JTS SELESPEED 185 CV	BERLINA	0,7366	3.314,82
ALFA ROMEO	ALFA 159 2.2 JTS SELESPEED 185CV	S.W.	0,7476	3.364,29
ALFA ROMEO	ALFA 159 3.2 JTS V6 Q4 260CV	BERLINA	0,8912	4.010,24
ALFA ROMEO	ALFA 159 3.2 JTS V6 Q4 260CV	S.W.	0,9022	4.059,71
ALFA ROMEO	ALFA GT 1.8/16V TS	140CV	0,6763	3.043,34
ALFA ROMEO	BRERA 1750 TBI	200CV	0,7006	3.152,75
ALFA ROMEO	BRERA 3.2/24V V6 JTS	260CV	0,8787	3.954,19
ALFA ROMEO	GIULIETTA 1.4 T	120CV	0,5286	2.378,71
ALFA ROMEO	GIULIETTA 1.4 T MULTIAIR	170CV	0,5725	2.576,36
ALFA ROMEO	GIULIETTA 1.4T	105CV	0,5090	2.290,55
ALFA ROMEO	GIULIETTA 1750 TBI QUADRIFOGLIO VERDE	235CV	0,6970	3.136,69
ALFA ROMEO	MITO 09 T TWINAIR S&S	85CV	0,4358	1.961,01
ALFA ROMEO	MITO 1.4 8V S&S	78CV	0,4622	2.079,71
ALFA ROMEO	MITO 1.4/16V	105CV MULTIAIR	0,5022	2.259,68
ALFA ROMEO	MITO 1.4/16V	78 CV	0,4784	2.152,64
ALFA ROMEO	MITO 1.4/16V TURBO	120CV	0,5022	2.259,86
ALFA ROMEO	MITO 1.4/16V TURBO	135CV MULTIAIR	0,5208	2.343,70
ALFA ROMEO	MITO 1.4/16V TURBO	155CV	0,5274	2.373,21
ALFA ROMEO	MITO 1.4/16V TURBO	170CV MULTIAIR	0,5542	2.493,80
ALFA ROMEO	MITO 1.4/8V	70CV	0,4557	2.050,47
ALFA ROMEO	SPIDER 1750 TBI	200CV	0,7137	3.211,47
ALFA ROMEO	SPIDER 3.2 V6 260CV	Q4	0,9155	4.119,91
ASTON MARTIN	DB9 6.0 V12	476CV	2,1518	9.683,10
ASTON MARTIN	DBS 6.0 V12	517CV	2,7908	12.558,40
ASTON MARTIN	V8 VANTAGE 4.3 385CV	COUPÉ	1,5274	6.873,10
ASTON MARTIN	V8 VANTAGE 4.7 V8	426CV	1,6588	7.464,56
AUDI	A1 1.2 86CV	SPORTBACK	0,4687	2.108,99
AUDI	A1 1.2 TFSI	86CV	0,4609	2.073,98
AUDI	A1 1.4 122CV	SPORTBACK	0,5150	2.317,48
AUDI	A1 1.4 TFSI	122CV	0,5056	2.275,07
AUDI	A1 1.4 TFSI 185CV S TRONIC	SPORTBACK	0,6033	2.714,83
AUDI	A1 1.4 TFSI COD	140CV	0,5038	2.266,88
AUDI	A1 1.4 TFSI STRONIC	185 CV	0,5942	2.673,83
AUDI	A3 1.2 TFSI	110CV	0,4957	2.230,58
AUDI	A3 1.2 TFSI 105CV	CABRIO	0,5503	2.476,35
AUDI	A3 1.2 TFSI 105CV	EURO5	0,5365	2.414,08
AUDI	A3 1.2 TFSI 105CV	SPORTBACK EURO5	0,5437	2.446,82
AUDI	A3 1.4 TFSI	125CV	0,5226	2.351,82



MARCA	MODELLO	SERIE	COSTO CHILOMETRICO 15.000 KM	FRINGE BENEFIT ANNUALE
AUDI	A3 1.4 TFSI	150CV	0,5532	2.489,31
AUDI	A3 1.4 TFSI 122CV	MY2012	0,5289	2.380,18
AUDI	A3 1.4 TFSI 125CV	CABRIO	0,6078	2.735,21
AUDI	A3 1.4 TFSI 125CV	CABRIO MY2014	0,5979	2.690,59
AUDI	A3 1.4 TFSI 125CV	EURO 5	0,5762	2.593,00
AUDI	A3 1.4 TFSI 125CV	SPORTBACK EURO5	0,5835	2.625,74
AUDI	A3 1.4 TFSI 140CV	CABRIO MY2014	0,6217	2.797,70
AUDI	A3 1.4 TFSI 150CV	CABRIO MY2014	0,6124	2.755,79
AUDI	A3 1.4 TFSI COD	140CV	0,5417	2.437,55
AUDI	A3 1.6/16V	102CV	0,5524	2.485,64
AUDI	A3 1.6/16V 102CV	CABRIO	0,5945	2.675,15
AUDI	A3 1.8 160CV	SPORTBACK EURO 5	0,6644	2.989,80
AUDI	A3 1.8 TFSI	180CV	0,5896	2.653,00
AUDI	A3 1.8 TFSI 160CV	CABRIO EURO 5	0,6937	3.121,74
AUDI	A3 1.8 TFSI 160CV	EURO 5	0,6569	2.956,16
AUDI	A3 1.8 TFSI 180CV	CABRIO MY2014	0,6723	3.025,35
AUDI	A3 1.8 TFSI QUATTRO 160CV	EURO 5	0,6725	3.026,26
AUDI	A3 1.8 TFSI QUATTRO S-TRONIC 180CV	MY2012	0,6666	2.999,82
AUDI	A3 1.8 TFSI S-TRONIC 180CV	MY2012	0,6336	2.851,20
AUDI	A3 2.0 200CV SPORTBACK	EURO 5	0,7232	3.254,24
AUDI	A3 2.0 TFSI 200CV	CABRIO EURO 5	0,7299	3.284,39
AUDI	A3 2.0 TFSI QUATTRO S-TR 200CV	EURO 5	0,7391	3.325,97
AUDI	A3 2.0 TFSI S-TRONIC 200CV	EURO 5	0,7235	3.255,91
AUDI	A3 SEDAN 1.4 TFSI	125CV	0,5512	2.480,42
AUDI	A3 SEDAN 1.4 TFSI	140CV	0,5673	2.552,82
AUDI	A3 SEDAN 1.8 TFSI	180CV	0,6280	2.826,15
AUDI	A3 SEDAN 1.8 TFSI QUATTRO	180CV	0,6629	2.983,12
AUDI	A3 SPB 1.2 TFSI 105CV	MY2014	0,5130	2.308,50
AUDI	A3 SPB 1.2 TFSI 110CV	MY2014	0,4991	2.245,95
AUDI	A3 SPB 1.4 TFSI 122CV	MY2014	0,5422	2.440,01
AUDI	A3 SPB 1.4 TFSI 125CV	MY2014	0,5226	2.351,53
AUDI	A3 SPB 1.4 TFSI 150CV	MY2014	0,5360	2.412,20
AUDI	A3 SPB 1.8 TFSI 180CV E6	MY2014	0,6114	2.751,19
AUDI	A3 SPORTBACK 1.4 TFSI	125CV	0,5934	2.670,35
AUDI	A3 SPORTBACK 1.6	102CV	0,5861	2.637,26
AUDI	A3 SPORTBACK 1.6 102CV	TIPTRONIC	0,6075	2.733,87
AUDI	A3 SPORTBACK 1.8 TFSI	QUATTRO 160CV	0,6777	3.049,71
AUDI	A3 SPORTBACK 1.8/16V	TFSI 160CV	0,6594	2.967,10
AUDI	A3 SPORTBACK 2.0/16V	TFSI 200CV S-TRONIC	0,7297	3.283,49
AUDI	A4 1.8 TFSI 120CV	BERLINA EURO 5	0,6811	3.064,77
AUDI	A4 1.8 TFSI 120CV	MULTITRONIC	0,6511	2.929,97
AUDI	A4 1.8 TFSI 160CV	BERLINA EURO 5	0,7041	3.168,62
AUDI	A4 1.8 TFSI 170CV	MULTITRONIC	0,6796	3.058,19
AUDI	A4 1.8 TFSI 170CV	QUATTRO	0,6945	3.125,38
AUDI	A4 2.0 TFSI 180CV	BERLINA EURO 5	0,7095	3.192,85
AUDI	A4 2.0 TFSI 211CV	BERLINA	0,7135	3.210,53
AUDI	A4 2.0 TFSI 211CV	MULTITR	0,7311	3.289,74
AUDI	A4 2.0 TFSI 211CV	MULTITRONIC	0,7343	3.304,23
AUDI	A4 2.0 TFSI 211CV	QUATTRO S-TRONIC	0,7720	3.473,82
AUDI	A4 2.0 TFSI 211CV	QUATTRO S-TRONIC MY 2013	0,7684	3.457,76
AUDI	A4 2.0 TFSI 225CV	MULTITRONIC	0,7322	3.294,98
AUDI	A4 2.0 TFSI 225CV	QUATTRO S-TRONIC	0,7667	3.450,33
AUDI	A4 3.0 TFSI 272CV	QUATTRO S-TRONIC	0,8946	4.025,78
AUDI	A4 3.2 V6 FSI 265CV	QUATTRO BERLINA	0,8696	3.913,26
AUDI	A4 3.2 V6 MULTITRONIC 265CV	BERLINA EURO5	0,8795	3.957,74



MARCA	MODELLO	SERIE	COSTO CHILOMETRICO 15.000 KM	FRINGE BENEFIT ANNUALE
AUDI	A4 3.2 V6 QUATTRO 265CV	BERLINA EURO5	0,9087	4.089,20
AUDI	A4 ALLROAD 2.0 TDI	211CV	0,7838	3.527,06
AUDI	A4 ALLROAD 2.0 TDI	TFSI 211CV	0,7875	3.543,81
AUDI	A4 ALLROAD 2.0 TFSI	225CV	0,7903	3.556,21
AUDI	A4 ALLROAD 2.0 TFSI S TRONIC	211CV	0,8397	3.778,43
AUDI	A4 AVANT 1.8 TFSI 120CV	MULTITRONIC	0,6654	2.994,46
AUDI	A4 AVANT 1.8 TFSI 160CV	S.W. MOD.2008	0,7177	3.229,87
AUDI	A4 AVANT 1.8 TFSI 170CV	MULTITRONIC	0,6949	3.126,85
AUDI	A4 AVANT 1.8 TFSI 170CV	QUATTRO	0,7089	3.189,87
AUDI	A4 AVANT 2.0 TFSI 180CV	S.W.	0,7250	3.262,44
AUDI	A4 AVANT 2.0 TFSI 211CV	6M	0,7440	3.348,01
AUDI	A4 AVANT 2.0 TFSI 211CV	MULTITR	0,7469	3.361,07
AUDI	A4 AVANT 2.0 TFSI 211CV	MULTITRONIC	0,7573	3.407,81
AUDI	A4 AVANT 2.0 TFSI 211CV	Q S-TRONIC MY2013	0,7815	3.516,58
AUDI	A4 AVANT 2.0 TFSI 211CV	QUATTRO S-TRONIC	0,7922	3.564,89
AUDI	A4 AVANT 2.0 TFSI 211CV	SW	0,7514	3.381,21
AUDI	A4 AVANT 2.0 TFSI 225CV	MULTITRONIC	0,7456	3.355,30
AUDI	A4 AVANT 2.0 TFSI 225CV	QUATTRO S-TRONIC	0,7820	3.518,99
AUDI	A4 AVANT 3.0 TFSI 272CV	QUATTRO S-TRONIC	0,9096	4.093,21
AUDI	A4 AVANT 3.2 V6 FSI 265CV	QUATTRO S.W.	0,8775	3.948,57
AUDI	A4 AVANT 3.2 V6 MULTITRONIC 265CV	SW EURO5	0,8950	4.027,33
AUDI	A4 AVANT 3.2 V6 QUATTRO 265CV	SW EURO5	0,9270	4.171,29
AUDI	A4 CABRIO 2.0/16V TFSI	200CV MOD.2006	0,8040	3.617,84
AUDI	A4 CABRIO 1.8T 20V	MOD.2006	0,7490	3.370,45
AUDI	A4 CABRIO 3.2/24V V6 FSI	MOD.2006	0,9103	4.096,29
AUDI	A4 CABRIO 3.2/24V V6 FSI	QUATTRO MOD.2006	0,9466	4.259,78
AUDI	A5 1.8 170CV TFSI	CABRIO E5	0,7525	3.386,37
AUDI	A5 1.8 170CV	EURO 5	0,7282	3.276,84
AUDI	A5 1.8 TFSI	177CV	0,6941	3.123,37
AUDI	A5 1.8 TFSI 160CV	EURO5	0,7207	3.243,29
AUDI	A5 1.8 TFSI 160CV SBP	COUPÉ EURO5	0,7016	3.157,29
AUDI	A5 1.8 TFSI 170CV	COUPÉ	0,7228	3.252,38
AUDI	A5 1.8 TFSI 170CV	COUPÉ E5	0,7034	3.165,31
AUDI	A5 1.8 TFSI 170CV MULTITRONIC	CABRIO	0,7598	3.419,26
AUDI	A5 1.8 TFSI 170CV MULTITRONIC	COUPÉ	0,7127	3.207,20
AUDI	A5 1.8 TFSI 177CV	COUPÉ	0,6972	3.137,42
AUDI	A5 2.0 180CV	EURO 5	0,7282	3.276,80
AUDI	A5 2.0 211CV	EURO 5	0,7587	3.414,09
AUDI	A5 2.0 211CV QUATTRO	EURO 5	0,7944	3.574,81
AUDI	A5 2.0 211CV TFSI MULTITRONIC	CABRIO	0,8196	3.688,15
AUDI	A5 2.0 TFSI 180CV	COUPÉ	0,7282	3.276,80
AUDI	A5 2.0 TFSI 211CV	COUPÉ	0,7587	3.414,09
AUDI	A5 2.0 TFSI 211CV QUATTRO	COUPÉ	0,8091	3.640,84
AUDI	A5 2.0 TFSI 225CV MULTITRONIC	CABRIO	0,8169	3.675,89
AUDI	A5 2.0 TFSI 225CV MULTITRONIC	COUPÉ	0,7602	3.420,86
AUDI	A5 2.0 TFSI 225CV QUATTRO S-TR	CABRIO	0,8367	3.765,32
AUDI	A5 2.0 TFSI 225CV QUATTRO S-TR	COUPÉ	0,7989	3.595,04
AUDI	A5 2.0 TFSI 230CV	COUPÉ	0,7563	3.403,29
AUDI	A5 2.0 TFSI 230CV QUATTRO S-TR	COUPÉ	0,8067	3.630,33
AUDI	A5 3.0 TFSI 272CV QUATTRO S-TR	CABRIO	0,9474	4.263,34
AUDI	A5 3.0 TFSI 272CV QUATTRO S-TR	COUPÉ	0,9088	4.089,82
AUDI	A5 3.2 FSI V6 265CV	COUPÉ	0,8981	4.041,35
AUDI	A5 3.2 FSI V6 265CV	QUATTRO COUPÉ	0,9115	4.101,74
AUDI	A5 SPB 1.8 TFSI 170CV	MULTITRONIC	0,7095	3.192,80
AUDI	A5 SPB 2.0 TFSI	230CV	0,7508	3.378,62



MARCA	MODELLO	SERIE	COSTO CHILOMETRICO 15.000 KM	FRINGE BENEFIT ANNUALE
AUDI	A5 SPB 2.0 TFSI 211CV	MULTITRONIC	0,7682	3.456,80
AUDI	A5 SPB 2.0 TFSI 211CV	QUATTRO S-TRONIC	0,8027	3.612,31
AUDI	A5 SPB 2.0 TFSI 225CV	MULTITRONIC	0,7599	3.419,68
AUDI	A5 SPB 2.0 TFSI 225CV	QUATTRO S TRONIC	0,7922	3.564,68
AUDI	A5 SPB 2.0 TFSI QUATTRO	230CV	0,7804	3.511,96
AUDI	A5 SPB 3.0 TFSI QUATTRO S-TRONIC	272CV	0,8959	4.031,50
AUDI	A6 3.0 290CV V6	EURO 5	0,9590	4.315,47
AUDI	A6 S6 5.2 435CV QUATTRO	EURO 5	1,3602	6.120,75
AUDI	A6 1.8 TFSI 190CV	MY2015	0,7414	3.336,48
AUDI	A6 1.8 TFSI S TRONIC 190CV	MY2015	0,7544	3.394,85
AUDI	A6 2.0 170CV	BERLINA EURO 5	0,7661	3.447,35
AUDI	A6 2.0 AVANT 170CV S.W.	EURO 5	0,7751	3.488,12
AUDI	A6 2.0 TFSI	180CV	0,7490	3.370,61
AUDI	A6 2.0 TFSI 180CV	MULTITR	0,7690	3.460,56
AUDI	A6 2.0/16V TFSI	170CV BERLINA	0,7497	3.373,67
AUDI	A6 2.4/24V V6	BERLINA MOD.2005	0,8260	3.716,95
AUDI	A6 2.8 190CV V6 S.W. QUATTRO	EURO 5	0,8707	3.918,36
AUDI	A6 2.8 190 CV V6	QUATTRO EURO 5	0,8582	3.861,79
AUDI	A6 2.8 190CV V6	EURO 5	0,8263	3.718,43
AUDI	A6 2.8 220CV V6	EURO 5	0,8671	3.901,82
AUDI	A6 2.8 FSI MULTITRONIC	204CV	0,8539	3.842,35
AUDI	A6 2.8 FSI QUATTRO S-TRONIC	204CV	0,8877	3.994,73
AUDI	A6 2.8 V6 190CV S.W.	EURO 5	0,8398	3.779,17
AUDI	A6 2.8 V6 220CV S.W.	EURO 5	0,8943	4.024,45
AUDI	A6 2.8 V6 QUATTRO 220CV	EURO 5	0,9003	4.051,36
AUDI	A6 2.8/24V V6 FSI 210CV	BERLINA	0,8490	3.820,72
AUDI	A6 3.0 290CV QUATTRO S. W.	EURO 5	0,9892	4.451,56
AUDI	A6 3.0 TFSI 310CV	QUATTRO S-TRONIC	0,9617	4.327,68
AUDI	A6 3.0 TFSI QUATTRO S-TRONIC	299CV	0,9808	4.413,46
AUDI	A6 3.2/24V V6 FSI	BERLINA MOD.2005	0,9177	4.129,55
AUDI	A6 3.2/24V V6 FSI	QUATTRO TIPTR. MOD.2005	0,9632	4.334,38
AUDI	A6 4.2 V8 350CV	EURO 5	1,1423	5.140,13
AUDI	A6 4.2 V8 QUATTRO TIP.	MOD.2007	1,1393	5.127,05
AUDI	A6 ALLROAD 3.0 TFSI 290CV	EURO 5	1,0201	4.590,36
AUDI	A6 ALLROAD 3.0 TFSI S-TRON	310CV	1,0132	4.559,45
AUDI	A6 ALLROAD 4.2 350CV TIPTRONIC	EURO 5	1,2022	5.409,78
AUDI	A6 AVANT 1.8 TFSI 190CV	MY2015	0,7585	3.413,12
AUDI	A6 AVANT 1.8 TFSI S TRONIC 190CV	MY2015	0,7724	3.475,66
AUDI	A6 AVANT 2.0 TFSI	180CV SW	0,7716	3.472,00
AUDI	A6 AVANT 2.0/16V TFSI	170CV S.W.	0,7687	3.459,14
AUDI	A6 AVANT 2.4/24V V6	S.W. MOD.2005	0,8459	3.806,58
AUDI	A6 AVANT 2.8 FSI MULTITRONIC	204CV SW	0,8714	3.921,33
AUDI	A6 AVANT 2.8 FSI QUATTRO S-TRONIC	204CV SW	0,9083	4.087,51
AUDI	A6 AVANT 2.8/24V 6V FSI	210CV S.W.	0,8688	3.909,38
AUDI	A6 AVANT 3.0 TFSI 310CV	QUATTRO S-TRONIC	0,9793	4.406,66
AUDI	A6 AVANT 3.0 TFSI QUATTRO S-TRONIC	299CV SW	1,0034	4.515,13
AUDI	A6 AVANT 3.2/24V V6 FSI	QUATTRO TIP. S.W. MOD.2005	0,9813	4.415,68
AUDI	A6 AVANT 3.2/24V V6 FSI	S.W. MOD.2005	0,9167	4.125,29
AUDI	A6 AVANT 4.2 V8 QUATTRO TIP.	S.W. MOD.2007	1,1590	5.215,71
AUDI	A7 SPB 2.0 TFSI QUATTRO S-TRONIC	252CV	0,9071	4.082,08
AUDI	A7 SPB 2.0 TFSI S-TRONIC	252CV	0,8629	3.883,11
AUDI	A7 SPB 2.8 V6 FSI MULTITRONIC	204CV	0,9287	4.179,13
AUDI	A7 SPB 2.8 V6 FSI QUATTRO S-TRON	204CV	0,9665	4.349,25
AUDI	A7 SPB 3.0 V6 TFSI	300CV	1,0342	4.653,75
AUDI	A7 SPB 3.0 V6 TFSI QU S-TR	310CV	1,0445	4.700,25




MARCA	MODELLO	SERIE	COSTO CHILOMETRICO 15.000 KM	FRINGE BENEFIT ANNUALE
AUDI	A8 2.8 V6 210CV	MULTITRONIC	1,0289	4.629,90
AUDI	A8 3.0 TFSI 310CV	QUATTRO TIPTRONIC	1,1565	5.204,33
AUDI	A8 3.0 TFSI QUATTRO TIPTR	290CV	1,1926	5.366,83
AUDI	A8 3.2 V6 260CV	MULTITRONIC	1,0926	4.916,87
AUDI	A8 3.2 V6 260CV	QUATTRO TIP.	1,1428	5.142,63
AUDI	A8 4.0 TFSI QUATTRO TIPTRON	420CV	1,3757	6.190,53
AUDI	A8 4.2 V8 350CV	QUATTRO TIP.	1,2584	5.662,91
AUDI	A8 4.2 V8 FSI QUATTRO TIPT	372CV EURO5	1,3162	5.922,89
AUDI	A8 6.0 W12 450CV	QUATTRO TIPTRONIC	1,6149	7.267,19
AUDI	Q3 2.0 TFSI	170CV QUATTRO	0,6997	3.148,53
AUDI	Q3 2.0 TFSI	211CV QUATTRO S-TRONIC	0,7537	3.391,67
AUDI	Q3 2.0 TFSI 170CV	QUATTRO	0,7253	3.263,70
AUDI	Q3 2.5 TFSI 310CV	QUATTRO S TRONIC	0,9442	4.249,06
AUDI	Q3 RS 2.5 TFSI 310CV	QUATTRO S-TRONIC	0,9936	4.471,42
AUDI	Q5 2.0 TFSI	180CV	0,7413	3.336,04
AUDI	Q5 2.0 TFSI 180CV	QUATTRO TIPTRONIC	0,7589	3.415,03
AUDI	Q5 2.0 TFSI 225CV	QUATTRO	0,8008	3.603,43
AUDI	Q5 2.0 TFSI 230CV	QUATTRO TIPTRONIC	0,7826	3.521,65
AUDI	Q5 2.0 TFSI QUATTRO	180CV EURO5	0,7818	3.518,18
AUDI	Q5 2.0 TFSI QUATTRO	211CV EURO5	0,8247	3.711,24
AUDI	Q5 3.0 V6 TFSI 272CV	QUATTRO TRIPTRONIC	0,9101	4.095,50
AUDI	Q5 3.2 V6 FSI QUATTRO S-TR	271CV EURO5	0,9542	4.293,73
AUDI	Q7 3.6 V6	280CV	1,0218	4.597,90
AUDI	Q7 3.0 V6 TFSI	272CV EURO5	1,0287	4.629,15
AUDI	Q7 3.0 V6 TFSI	333CV EURO5	1,0936	4.921,34
AUDI	Q7 4.2 V8 QUATTRO TIPTRONIC	350CV	1,1726	5.276,57
AUDI	R8 4.2 V8 FSI	420CV	1,5484	6.967,76
AUDI	R8 SPYDER 5.2 V10	525CV	1,9760	8.892,15
AUDI	RS3 2.5 TFSI STRONIC	340 CV	0,9814	4.416,25
AUDI	RS4 4.2 V8 QUATTRO	BERLINA	1,2475	5.613,68
AUDI	RS4 AVANT 4.2 V8 QUATTRO	S.W.	1,2600	5.669,82
AUDI	RS4 CABRIO 4.2 V8	QUATTRO	1,3514	6.081,27
AUDI	RS5 4.2 V8 FSI 450CV QUATTRO S-TRONIC	COUPÉ	1,2967	5.835,17
AUDI	RS6 AVANT 4.0 V8	560CV	1,5256	6.865,26
AUDI	RS6 AVANT 5.0 V10 580CV	QUATTRO TIP.S.W.	1,5831	7.123,99
AUDI	S3 2.0 265 CV	QUATTRO EURO5	0,8166	3.674,76
AUDI	S3 2.0 TFSI 265CV QUATTRO	SPORTBACK EURO5	0,8228	3.702,56
AUDI	S4 3.0 V6 TFSI 333CV	QUATTRO S-TRONIC	0,9769	4.396,08
AUDI	S4 3.0 V6 TFSI 333CV QUATTRO	BERLINA EURO5	1,0088	4.539,38
AUDI	S4 4.2 V8 QUATTRO TIP.	BERLINA	1,0963	4.933,50
AUDI	S4 AVANT 3.0 V6 TFSI 333CV QUATTRO	SW EURO5	1,0053	4.523,89
AUDI	S4 AVANT 4.2 V8 344CV	QUATTRO S.W.	1,1141	5.013,43
AUDI	S4 AVANT 4.2 V8 QUATTRO TIP.	S.W.	1,1079	4.985,48
AUDI	S4 CABRIO 4.2/344CV V8	QUATTRO	1,1703	5.266,44
AUDI	S4 CABRIO 4.2/344CV V8	QUATTRO TIPTRONIC	1,1636	5.236,04
AUDI	S5 3.0 V6 333CV TFSI QUATTRO S-TRONIC	CABRIO	1,0390	4.675,57
AUDI	S5 3.0 V6 TFSI 333CV QUATTRO S-TRONIC	COUPÉ	0,9978	4.490,02
AUDI	S5 CABRIO 3.0 V6 333CV	QUATTRO S TRONIC	1,0694	4.812,10
AUDI	S5 SPB 3.0 V6 TFSI 333CV	QUATTRO S-TRONIC	1,0053	4.523,71
AUDI	S5 V8 4.2 354CV	QUATTRO COUPÉ	1,1007	4.953,07
AUDI	S6 5.2 V10 435CV	QUATTRO TIP. BERLINA	1,3571	6.107,04
AUDI	S6 AVANT 5.2 V10 435CV	QUATTRO TIP.S.W.	1,3809	6.213,95
AUDI	S7 SPB 4.0 V8 TFSI 420CV	QUATTRO S-TRONIC	1,2824	5.770,93
AUDI	S8 5.2 V10 450CV	QUATTRO TIP.	1,4807	6.663,10
AUDI	TT 1.8 160 CV	COUPÉ EURO 5	0,6940	3.123,01




MARCA	MODELLO	SERIE	COSTO CHILOMETRICO 15.000 KM	FRINGE BENEFIT ANNUALE
AUDI	TT 1.8 160 CV	ROADSTER EURO 5	0,7130	3.208,29
AUDI	TT 2.0 200 CV	COUPÉ EURO 5	0,7535	3.390,96
AUDI	TT 2.0 200 CV	ROADSTER EURO 5	0,7827	3.521,97
AUDI	TT 2.0 200 CV QUATTRO	COUPÉ EURO 5	0,7916	3.562,04
AUDI	TT 2.0 200 CV QUATTRO	ROADSTER EURO 5	0,8207	3.693,05
AUDI	TT 2.0 TFSI 211CV	COUPÉ	0,7269	3.271,23
AUDI	TT 2.0 TFSI 211CV	ROADSTER	0,7565	3.404,16
AUDI	TT 2.0 TFSI 211CV QUATTRO S-TR	COUPÉ	0,7774	3.498,29
AUDI	TT 2.0 TFSI 211CV QUATTRO S-TR	ROADSTER	0,8071	3.631,86
AUDI	TT 3.2 V6 250CV QUATTRO	ROADSTER MOD.2007	0,9429	4.243,07
AUDI	TT 3.2 V6 250CV QUATTRO	COUPÉ MOD.2007	0,9174	4.128,49
AUDI	TT RS 2.5 T FSI QUATTRO 340CV	COUPÉ	1,0306	4.637,58
AUDI	TT RS 2.5 T FSI QUATTRO 340CV	ROADSTER	1,0600	4.770,01
AUDI	TTS 2.0 272 CV	ROADSTER - EURO 5	0,9028	4.062,78
AUDI	TTS 2.0 272 CV - QUATTRO	EURO 5	0,8769	3.946,22
BENTLEY	CONTINENTAL	FLYING SPUR 4 PORTE	2,2371	10.066,80
BMW	114i 1.6	102CV	0,5333	2.399,95
BMW	116i 1.6	136CV	0,5461	2.457,37
BMW	116i 1.6 122CV	EURO5	0,5780	2.601,01
BMW	116i 1.6 136CV	EURO5	0,5879	2.645,47
BMW	118i 1.6	136CV	0,5321	2.394,39
BMW	118i 1.6	170CV	0,5837	2.626,75
BMW	118i 1.6 170CV	EURO5	0,6171	2.776,85
BMW	118i 2.0 143CV	CABRIO EURO5	0,6814	3.066,08
BMW	118i 2.0 143CV	EURO5	0,6265	2.819,13
BMW	120i 1.6	177CV	0,5731	2.578,77
BMW	120i 2.0 170CV	CABRIO EURO5	0,7075	3.183,82
BMW	120i 2.0 170CV	EURO5	0,6546	2.945,73
BMW	125i 2.0 218CV	EURO6	0,6757	3.040,52
BMW	125i 3.0 218CV	COUPÉ	0,7705	3.467,16
BMW	125i 3.0 V6 218CV	CABRIO EURO5	0,8134	3.660,28
BMW	125i 3.0 V6 218CV	COUPÉ EURO5	0,7694	3.462,48
BMW	130i 3.0 L6	258CV	0,8144	3.664,76
BMW	130i 3.0 V6 265CV	EURO5	0,8070	3.631,47
BMW	135i 3.0 V6 306CV	CABRIO	0,9341	4.203,64
BMW	135i 3.0 V6 306CV	COUPÉ	0,9071	4.081,95
BMW	218i 1.5 136CV SPORT	GRAN TOURER	0,5976	2.689,36
BMW	220i 2.0 192CV SPORT	GRAN TOURER	0,6607	2.973,02
BMW	316i 1.6 136CV	BERLINA	0,6095	2.742,68
BMW	316i 1.6 TOURING	136CV	0,6255	2.814,59
BMW	318i 2.0 143CV	BERLINA EURO5	0,6669	3.001,19
BMW	318i TOURING 2.0 143CV	SW EURO5	0,6834	3.075,32
BMW	320i 2.0 170CV	BERLINA EURO5	0,6985	3.143,47
BMW	320i 2.0 170CV	CABRIO EURO5	0,7764	3.493,74
BMW	320i 2.0 170CV	COUPÉ EURO5	0,7103	3.196,36
BMW	320i 2.0 184CV	BERLINA	0,6941	3.123,31
BMW	320i 2.0 TOURING	184CV	0,7119	3.203,56
BMW	320i 2.0 TOURING XDRIVE	184CV	0,7362	3.313,05
BMW	320i GRAN TURISMO 2.0	184CV E6	0,7249	3.262,05
BMW	320i TOURING 2.0 170CV	SW EURO5	0,7063	3.178,32
BMW	320i XDRIVE 2.0 184CV	BERLINA	0,7378	3.319,98
BMW	325i 3.0 218CV	CABRIO	0,8832	3.974,30
BMW	325i 3.0 V6 218CV	BERLINA EURO5	0,7833	3.524,83
BMW	325i 3.0 V6 218CV	CABRIO EURO5	0,8774	3.948,27
BMW	325i 3.0 V6 218CV	COUPÉ EURO5	0,8057	3.625,65




MARCA	MODELLO	SERIE	COSTO CHILOMETRICO 15.000 KM	FRINGE BENEFIT ANNUALE
BMW	325I TOURING 3.0 V6 218CV	SW EURO5	0,7994	3.597,43
BMW	325I XDRIVE 3.0 V6 218CV	BERLINA EURO5	0,8211	3.695,17
BMW	325I XDRIVE 3.0 V6 218CV	COUPÉ EURO5	0,8432	3.794,41
BMW	325I XDRIVE TOURING 3.0 V6 218CV	SW EURO5	0,8408	3.783,81
BMW	328I 2.0 TOURING XDRIVE	245CV	0,7897	3.553,76
BMW	328I GRAN TURISMO 2.0	245CV E6	0,7812	3.515,25
BMW	328I TOURING 2.0 245CV	SW	0,7553	3.398,71
BMW	330I 3.0 V6 272CV	BERLINA EURO5	0,8417	3.787,86
BMW	330I 3.0 V6 272CV	CABRIO EURO5	0,9209	4.144,18
BMW	330I 3.0 V6 272CV	COUPÉ EURO5	0,8681	3.906,33
BMW	330I TOURING 3.0 V6 272CV	SW EURO5	0,8635	3.885,93
BMW	330I XDRIVE 3.0 V6 272CV	BERLINA EURO5	0,8777	3.949,85
BMW	330I XDRIVE 3.0 V6 272CV	COUPÉ EURO5	0,9036	4.066,01
BMW	330I XDRIVE TOURING 3.0 V6 272CV	SW EURO5	0,8981	4.041,34
BMW	335I 3.0 V6 306CV	BERLINA	0,9083	4.087,42
BMW	335I TOURING 3.0 V6 306CV	S.W.	0,9207	4.143,32
BMW	335I 3.0 TOURING	306CV	0,8881	3.996,56
BMW	335I 3.0 V6 306CV	CABRIO	1,0018	4.508,26
BMW	335I 3.0 V6 306CV	COUPÉ	0,9489	4.269,92
BMW	335I GRAN TURISMO 3.0	306CV	0,9011	4.055,05
BMW	335IA 3.0 TOURING XDRIVE	306CV	0,9348	4.206,70
BMW	335IA XDRIVE 3.0 306CV	GRAN TURISMO	0,8957	4.030,70
BMW	335XI 3.0 V6 306CV	BERLINA	0,9427	4.242,14
BMW	335XI 3.0 V6 306CV	COUPÉ	0,9807	4.412,93
BMW	335XI TOURING 3.0 V6 306CV	S.W.	0,9519	4.283,67
BMW	420I 2.0 184CV	COUPÉ	0,7087	3.189,00
BMW	420I 2.0 184CV	GRAN COUPÉ	0,7133	3.209,84
BMW	420I XDRIVE 2.0 184CV	COUPÉ	0,7386	3.323,50
BMW	428I 2.0 245CV	CABRIO	0,8276	3.724,24
BMW	428I 2.0 245CV	COUPÉ	0,7686	3.458,48
BMW	428I 2.0 245CV	GRAN COUPÉ	0,7695	3.462,64
BMW	428I XDRIVE 2.0 245CV	COUPÉ	0,7964	3.583,70
BMW	428I XDRIVE 2.0 245CV	GRAN COUPÉ	0,7964	3.583,70
BMW	435I 3.0 306CV	CABRIO	0,9744	4.384,79
BMW	435I 3.0 306CV	COUPÉ	0,9160	4.122,15
BMW	435I 3.0 306CV	GRAN COUPÉ	0,9197	4.138,82
BMW	435I XDRIVE 3.0 306CV	CABRIO	1,0151	4.568,00
BMW	435I XDRIVE 3.0 306CV	COUPÉ	0,9346	4.205,91
BMW	520I 2.0 170CV	BERLINA	0,7617	3.427,83
BMW	520I 2.0 184CV	BERLINA	0,7519	3.383,71
BMW	520I TOURING 2.0 170CV	S.W.	0,7850	3.532,64
BMW	520I TOURING 2.0 184CV	SW	0,7738	3.482,18
BMW	523I 2.5 V6 190CV	BERLINA	0,8210	3.694,36
BMW	523I 204CV	EURO5	0,8355	3.759,83
BMW	523I TOURING 2.5 V6	190CV S.W.	0,8480	3.815,84
BMW	523I TOURING 3.0 204CV	SW EURO5	0,8748	3.936,74
BMW	525I 3.0 V6 218CV	BERLINA MOD.2007	0,8381	3.771,59
BMW	525I TOURING 3.0 V6	218CV S.W.MOD.2007	0,8744	3.934,81
BMW	525XI 3.0 V6 218CV	BERLINA MOD.2007	0,8784	3.952,61
BMW	525XI TOURING 3.0 V6	218CV S.W. MOD.2007	0,9044	4.069,92
BMW	528I 2.0 245CV	BERLINA	0,8033	3.614,72
BMW	528I 3.0 258CV	BERLINA EURO5	0,8911	4.010,05
BMW	528I TOURING 2.0 245CV	SW	0,8339	3.752,75
BMW	528I TOURING 3.0 L6 204CV	EURO5 SW	0,9058	4.076,04
BMW	528I TOURING XDRIVE 2.0 245CV	SW	0,8523	3.835,31



MARCA	MODELLO	SERIE	COSTO CHILOMETRICO 15.000 KM	FRINGE BENEFIT ANNUALE
BMW	528I XDRIVE 2.0 245CV	BERLINA	0,8236	3.706,03
BMW	530I 3.0 272CV	BERLINA	0,8912	4.010,27
BMW	530I 3.0 V6 272CV	BERLINA	0,9025	4.061,04
BMW	530I TOURING 3.0 272CV	SW	0,9228	4.152,69
BMW	530I TOURING 3.0 V6	272CV S.W.	0,9257	4.165,84
BMW	530XI 3.0 V6 272CV	BERLINA	0,9317	4.192,58
BMW	530XI TOURING 3.0 V6	272CV S.W.	0,9578	4.309,89
BMW	535I 3.0 306CV	BERLINA	0,9329	4.198,06
BMW	535I 306CV	EURO5	0,9279	4.175,65
BMW	535I GRAN TURISMO 3.0	306CV	1,0096	4.543,20
BMW	535I GT 3.0 V6 306CV	EURO5	1,0140	4.562,85
BMW	535I TOURING 3.0 306CV	SW	0,9532	4.289,25
BMW	535I TOURING 3.0 306CV	SW EURO5	0,9672	4.352,30
BMW	535I TOURING XDRIVE 3.0 306CV	SW	0,9699	4.364,60
BMW	535I XDRIVE 3.0 306CV	BERLINA	0,9453	4.253,63
BMW	540I 4.0 V8 306CV	BERLINA	1,0203	4.591,49
BMW	550I GRAN TURISMO XDRIVE 4.4	450CV	1,3217	5.947,45
BMW	550I 4.4 407CV	BERLINA EURO5	1,2339	5.552,34
BMW	550I 4.4 450CV	BERLINA	1,1779	5.300,52
BMW	550I 5.0 V8 367CV	BERLINA	1,1845	5.330,43
BMW	550I GRAN TURISMO 4.4	450CV	1,2745	5.735,37
BMW	550I GT 4.4 V8 407CV	EURO5	1,2991	5.845,89
BMW	550I TOURING 4.4 V8 407CV	SW	1,2503	5.626,49
BMW	550I TOURING 5.0 V8 367CV	S.W.	1,2091	5.440,96
BMW	550I XDRIVE 4.4 450CV	BERLINA	1,2358	5.560,91
BMW	550I XDRIVE GT 4.4 V8 407CV	EURO5	1,3446	6.050,51
BMW	630I 3.0 V6 272CV	CABRIO	1,1722	5.275,04
BMW	630I 3.0 V6 272CV	COUPÉ	1,0976	4.939,34
BMW	640I 3.0 320CV	COUPÉ	1,1577	5.209,56
BMW	640I GC 3.0	320CV	1,1070	4.981,55
BMW	650I 5.0 V8 367CV	COUPÉ	1,3403	6.031,34
BMW	650I 4.4 408CV	COUPÉ	1,3840	6.228,14
BMW	650I 5.0 V8 367CV	CABRIO	1,4237	6.406,48
BMW	650I GC 4.4	449CV	1,3074	5.883,26
BMW	650I GC 4.4 XDRIVE	449CV	1,3418	6.038,21
BMW	740I 3.0	320CV	1,1957	5.380,87
BMW	740I 3.0/V6 326CV	MOD.2009	1,2310	5.539,56
BMW	750I 4.4	449CV	1,3631	6.133,73
BMW	750I 4.4/V8 407CV	MOD.2009	1,3969	6.286,24
BMW	750I XDRIVE 4.4 V8 407CV	EURO5	1,4693	6.611,80
BMW	760I 6.0 V12 544CV	EURO5	1,7998	8.099,12
BMW	M135I 3.0	320CV	0,8491	3.821,00
BMW	M135I 3.0 XDRIVE	320CV	0,8893	4.001,64
BMW	M3 4.0 V8 420CV	COUPÉ	1,2193	5.486,70
BMW	M5 4.4 V8 560CV	BERLINA	1,4455	6.504,87
BMW	M5 5.0 V10	507CV BERLINA	1,4968	6.735,59
BMW	M5 TOURING 5.0 V10	507CV S.W.	1,5504	6.976,77
BMW	M6 5.0 V10 507CV	CABRIO	1,7207	7.743,20
BMW	M6 5.0 V10 507CV	COUPÉ	1,6604	7.471,70
BMW	X1 SDRIVE 18I	150CV	0,6632	2.984,58
BMW	X1 XDRIVE 2.8I A	258 CV	0,8875	3.993,68
BMW	X3 SDRIVE 20IA 2.0	184CV	0,7363	3.313,41
BMW	X3 XDRIVE 2.0I	150CV	0,7600	3.420,04
BMW	X3 XDRIVE 2.5I	218CV	0,8659	3.896,45
BMW	X3 XDRIVE 20I	184CV	0,7685	3.458,36




MARCA	MODELLO	SERIE	COSTO CHILOMETRICO 15.000 KM	FRINGE BENEFIT ANNUALE
BMW	X3 XDRIVE 20I 184CV	ND	0,7705	3.467,21
BMW	X3 XDRIVE 28IA 2.0	245CV	0,8141	3.663,67
BMW	X3 XDRIVE 28IA 3.0	258 CV	0,9380	4.220,96
BMW	X3 XDRIVE 3.0I	272CV	0,9028	4.062,58
BMW	X3 XDRIVE 35IA 3.0 L6	306CV	0,9728	4.377,39
BMW	X4 XDRIVE 28IA 2.0	245CV	0,8374	3.768,41
BMW	X4 XDRIVE 35IA 3.0	306CV	0,9579	4.310,48
BMW	X5 3.0 SI	272CV	0,9804	4.411,79
BMW	X5 M 4.4 V8	555CV	1,6151	7.267,86
BMW	X5 XDRIVE 35I 3.0 V6	306CV	1,0134	4.560,28
BMW	X5 XDRIVE 4.8I	355CV	1,2185	5.483,12
BMW	X5 XDRIVE 50I 4.4 V8	407CV	1,2922	5.814,93
BMW	X6 M 4.4 V8	555CV	1,6175	7.278,79
BMW	X6 XDRIVE 35I 3.0	306CV	1,0574	4.758,25
BMW	X6 XDRIVE 35I 306CV	EURO5	1,0868	4.890,69
BMW	X6 XDRIVE 50I 4.4 V8 408CV	EURO5	1,3274	5.973,34
BMW	Z4 ROADSTER SDRIVE 23I	204CV MOD.2009	0,8265	3.719,03
BMW	Z4 ROADSTER SDRIVE 30I	258CV MOD.2009	0,8849	3.981,97
BMW	Z4 ROADSTER SDRIVE 35I	306CV MOD.2009	0,9411	4.234,98
BMW	Z4 ROADSTER SDRIVE 35IS	340CV	0,9812	4.415,40
BMW	Z4 SDRIVE 18I	156CV	0,6939	3.122,73
BMW	Z4 SDRIVE 20I	184CV	0,7170	3.226,62
BMW	Z4 SDRIVE 28I	245CV	0,7743	3.484,34
CADILLAC	BLS 2.0 T 175CV	BERLINA	0,7034	3.165,10
CADILLAC	BLS 2.0 T 200CV	BERLINA	0,7243	3.259,44
CADILLAC	BLS 2.0 T 210CV	BERLINA	0,7603	3.421,26
CADILLAC	BLS 2.8 T V6 255CV	BERLINA	0,8609	3.874,15
CADILLAC	CTS 2.8 V6 215CV	BERLINA	0,8624	3.880,94
CADILLAC	ESCALADE 6.0 V8	349CV 5 PORTE	1,2255	5.514,67
CADILLAC	SRX 3.6 V6	264CV 5 PORTE	1,0116	4.552,41
CHEVROLET	AVEO 1.2 70CV	5 PORTE	0,4143	1.864,43
CHEVROLET	AVEO 1.2 86CV	4 PORTE	0,4280	1.925,93
CHEVROLET	AVEO 1.2 86CV	5 PORTE	0,4266	1.919,54
CHEVROLET	AVEO 1.2/16V	84CV	0,4163	1.873,17
CHEVROLET	AVEO 1.4 101 CV	3P LT	0,4616	2.077,18
CHEVROLET	CAMARO 6.2 V8 405CV	CABRIO	1,0505	4.727,30
CHEVROLET	CAMARO 6.2 V8 405CV	COUPÉ	1,0144	4.564,86
CHEVROLET	CAMARO 6.2 V8 432CV	CABRIO	1,0644	4.789,70
CHEVROLET	CAMARO 6.2 V8 432CV	COUPÉ	1,0283	4.627,26
CHEVROLET	CAPTIVA 2.4/16V	136CV	0,6883	3.097,34
CHEVROLET	CAPTIVA 3.2 V6	230CV	0,8653	3.893,69
CHEVROLET	CRUZE 1.4 T 140CV	5 PORTE	0,5063	2.278,33
CHEVROLET	CRUZE 1.4 T 140CV	SW	0,5150	2.317,43
CHEVROLET	CRUZE 1.6 113CV	EURO 5	0,5327	2.397,14
CHEVROLET	CRUZE 1.6 124CV	4 PORTE	0,5214	2.346,48
CHEVROLET	CRUZE 1.6 124CV	5 PORTE	0,5100	2.295,05
CHEVROLET	CRUZE 1.6 124CV	SW	0,5260	2.366,98
CHEVROLET	EPICA 2.0/24V 143CV	BERLINA	0,6505	2.927,13
CHEVROLET	HHR 2.4 16V	170CV	0,7014	3.156,41
CHEVROLET	LACETTI 1.4/16V 95CV	5 PORTE	0,4910	2.209,51
CHEVROLET	MATIZ 1000	67CV	0,3915	1.761,79
CHEVROLET	MATIZ 800 52CV	5 PORTE	0,3598	1.619,09
CHEVROLET	NUBIRA 1.6/16V	109CV S.W.	0,5062	2.278,00
CHEVROLET	ORLANDO 1.8	140CV	0,5739	2.582,53
CHEVROLET	SPARK 1.0	68CV	0,3673	1.652,71




MARCA	MODELLO	SERIE	COSTO CHILOMETRICO 15.000 KM	FRINGE BENEFIT ANNUALE
CHEVROLET	SPARK 1.2	81CV	0,4041	1.818,58
CHEVROLET	TACUMA 1.6/16V	107CV	0,5319	2.393,70
CHEVROLET	TRAX 1.4T AWD 4X4	140CV	0,5126	2.306,77
CHEVROLET	TRAX 1.6 FWD 2X4	116CV	0,5102	2.295,72
CHRYSLER	300 C 3.5 V6 24V	BERLINA	0,9256	4.165,30
CHRYSLER	300 C 6.1 V8	S.W.	1,2043	5.419,28
CHRYSLER	GRAND VOYAGER 3.8 V6	193CV	0,9843	4.429,29
CHRYSLER	SEBRING 2.0/16V	156CV	0,6777	3.049,46
CITROEN	BERLINGO 1.6 VTI	95CV	0,5170	2.326,68
CITROEN	BERLINGO 1.6/16V 110CV	MOD.2008	0,5520	2.484,14
CITROEN	BERLINGO 1.6/16V 90CV	MOD.2008	0,5480	2.466,19
CITROEN	BERLINGO 1.6/16V VTI	120CV EURO5	0,5383	2.422,51
CITROEN	C1 1.0/68CV	3 PORTE	0,3714	1.671,27
CITROEN	C1 1.0 68CV	AIRDREAM	0,3603	1.621,27
CITROEN	C2 1.1	60CV	0,4073	1.832,67
CITROEN	C2 1.6/16V	122CV	0,5061	2.277,44
CITROEN	C3 1.0 PURETECH	68CV	0,3867	1.740,36
CITROEN	C3 1.0 VTI	68CV	0,3890	1.750,42
CITROEN	C3 1.1/60CV	CLASSIQUE 5 PORTE	0,4125	1.856,42
CITROEN	C3 1.1/60CV	ELEGANCE 5 PORTE	0,4276	1.923,98
CITROEN	C3 1.2 PURETECH	110CV	0,4443	1.999,36
CITROEN	C3 1.2 VTI	82CV	0,4095	1.842,81
CITROEN	C3 PICASSO 1.4 95CV	EURO5	0,4900	2.204,95
CITROEN	C3 PICASSO 1.6 120CV	MOD.2009	0,5505	2.477,33
CITROEN	C3 PICASSO 1.6 HDI/90CV	MOD.2009	0,4779	2.150,50
CITROEN	C3 PLURIEL 1.4 73CV	CABRIO	0,4885	2.198,22
CITROEN	C3 PLURIEL 1.6/16V 109CV	CABRIO	0,5225	2.351,32
CITROEN	C4 1.2 PURETECH	130CV	0,4853	2.184,03
CITROEN	C4 1.4 VTI 95CV	EURO5	0,4883	2.197,48
CITROEN	C4 1.4/16V 88CV	MOD.2009	0,4805	2.162,28
CITROEN	C4 1.6 THP 156CV	EURO5	0,5596	2.518,16
CITROEN	C4 1.6 VTI 120CV	EURO5	0,5211	2.344,92
CITROEN	C4 1.6/16V 120CV	MOD.2009	0,5206	2.342,78
CITROEN	C4 1.6/16V 150CV	MOD.2009	0,5534	2.490,26
CITROEN	C4 AIRCROSS 1.6 115CV	2WD	0,5423	2.440,49
CITROEN	C4 GRAN PICASSO 1.6 THP	155CV	0,6120	2.753,93
CITROEN	C4 GRAN PICASSO 1.6 VTI	120CV	0,5564	2.503,67
CITROEN	C4 GRAN PICASSO 1.6 VTI 120CV	EURO5	0,5840	2.627,86
CITROEN	C4 GRAND PICASSO 1.6 TURBO 150CV	MOD. 2009	0,6179	2.780,51
CITROEN	C4 GRAND PICASSO 1.6/16V	120CV	0,5819	2.618,48
CITROEN	C4 GRAND PICASSO 1.6/16V T	140CV	0,6579	2.960,72
CITROEN	C4 GRAND PICASSO 2.0/16V	140CV	0,6589	2.964,93
CITROEN	C4 PICASSO 1.6 THP	155CV	0,6012	2.705,19
CITROEN	C4 PICASSO 1.6 TURBO 150CV	MOD.2009	0,6101	2.745,45
CITROEN	C4 PICASSO 1.6 VTI 120CV	EURO5	0,5733	2.579,90
CITROEN	C4 PICASSO 1.6/16V	120CV	0,5744	2.584,94
CITROEN	C4 PICASSO 1.6/16V TURBO	140CV	0,6501	2.925,67
CITROEN	C4 PICASSO 2.0/16V	140CV	0,6427	2.892,11
CITROEN	C5 1.6 THP	155CV	0,6018	2.708,19
CITROEN	C5 1.6 TURBO THP 159CV	BERLINA EURO5	0,6191	2.786,17
CITROEN	C5 1.6 TURBO THP 159CV	SW EURO5	0,6308	2.838,70
CITROEN	C5 1.6 VTI	120CV CMP6	0,5780	2.600,87
CITROEN	C5 1.8/16V 125CV	BERLINA MOD.2008	0,6065	2.729,15
CITROEN	C5 2.0/16V 140CV	BERLINA MOD.2008	0,6626	2.981,56
CITROEN	C5 2.0/16V 140CV	S.W. MOD.2008	0,6698	3.014,01




MARCA	MODELLO	SERIE	COSTO CHILOMETRICO 15.000 KM	FRINGE BENEFIT ANNUALE
CITROEN	C5 3.0/24V 211CV	BERLINA MOD.2008	0,8307	3.737,93
CITROEN	C5 3.0/24V 211CV	S.W. MOD.2008	0,8407	3.783,10
CITROEN	C5 TOURER 1.6 THP	155CV SW	0,6143	2.764,15
CITROEN	C5 TOURER 1.6 VTI CMP6	120CV SW	0,5913	2.661,00
CITROEN	C-CROSSER 2.4	170CV	0,7256	3.265,24
CITROEN	NEMO 1.4 75CV	MULTISPACE	0,4643	2.089,16
CITROEN	NEMO MULTISPACE 1.4 73CV	EURO5	0,4661	2.097,46
CITROEN	NUOVA C3 1.1 61CV	EURO 5	0,4270	1.921,61
CITROEN	NUOVA C3 1.2 VTI	82CV	0,4255	1.914,59
CITROEN	NUOVA C3 1.4 75CV	EURO 5	0,4488	2.019,70
CITROEN	NUOVA C3 1.4 VTI 95CV	EURO 5	0,4656	2.095,09
CITROEN	NUOVA C3 1.6 VTI 120CV	EURO 5	0,4953	2.228,73
CITROEN	XSARA PICASSO 1.6/16V	109CV	0,5465	2.459,35
CORVETTE	C6 7.0 V8 513CV	COUPÉ	1,4644	6.589,76
CORVETTE	CORVETTE C6 6.0 V8	404CV COUPÉ	1,2154	5.469,25
DACIA	DOKKER 1.2 TCE	115CV	0,4321	1.944,63
DACIA	DOKKER 1.6 MPI 8V	85CV	0,4514	2.031,20
DACIA	DUSTER 1.2 TCE 125CV	4X4	0,4539	2.042,59
DACIA	DUSTER 1.6 105CV	4X2	0,4895	2.202,88
DACIA	DUSTER 1.6 105CV	4X4	0,5199	2.339,38
DACIA	DUSTER 1.6 110CV	2WD	0,4662	2.097,98
DACIA	LODGY 1.2 TCE 115CV	5 POSTI	0,4317	1.942,51
DACIA	LODGY 1.6 8V 85CV	5 POSTI	0,4486	2.018,84
DACIA	LODGY 1.6 8V 85CV	7 POSTI	0,4763	2.143,40
DACIA	LOGAN 1.2/16V 75CV	BERLINA	0,3858	1.736,05
DACIA	LOGAN 1.6/16V 87CV	BERLINA	0,4620	2.078,88
DACIA	LOGAN MCV 1.2	75CV	0,3781	1.701,47
DACIA	LOGAN MCV 1.4/75CV	S.W.	0,4435	1.995,65
DACIA	LOGAN MCV 1.6/16V 105CV	S.W.	0,4879	2.195,37
DACIA	LOGAN MCV 1.6/16V 87CV	S.W.	0,4821	2.169,25
DACIA	LOGAN MCV 1.6/90CV	S.W.	0,4792	2.156,59
DACIA	LOGAN MCV 900	90CV	0,3776	1.699,25
DACIA	SANDERO 1.2 75CV	MOD. 2009	0,3809	1.714,22
DACIA	SANDERO 1.6	87CV	0,4654	2.094,51
DACIA	SANDERO 900	90CV	0,3713	1.670,85
DAIHATSU	CHARADE 1.3	100CV	0,4321	1.944,47
DAIHATSU	COPEN 1.3/16V 87CV	CABRIO	0,5037	2.266,64
DAIHATSU	CUORE 1.0/12V	69CV	0,3534	1.590,51
DAIHATSU	MATERIA 1.3	91CV	0,4707	2.117,96
DAIHATSU	MATERIA 1.5	103CV	0,4988	2.244,55
DAIHATSU	SIRION 1.0 69CV	MOD.2008	0,3767	1.695,09
DAIHATSU	SIRION 1.3 91CV	MOD.2008	0,4486	2.018,91
DAIHATSU	SIRION 1.3 91CV 4WD	MOD.2008	0,4731	2.128,80
DAIHATSU	SIRION 1.5 SPORT 103CV	MOD.2008	0,4664	2.098,61
DAIHATSU	TERIOS 1.5 102CV	2WD	0,4815	2.166,86
DAIHATSU	TERIOS 1.5 102CV	4WD	0,5042	2.269,02
DAIHATSU	TERIOS 1.5/16V 105CV	5 PORTE	0,5340	2.403,14
DAIHATSU	TREVIS 1.0	58CV	0,3839	1.727,33
DODGE	CALIBER 1.8 150CV	5 PORTE	0,5939	2.672,42
DODGE	CALIBER 2.0 156CV	5 PORTE	0,6443	2.899,57
DODGE	JOURNEY 2.4	170CV	0,6889	3.100,14
DODGE	JOURNEY 2.7 V6 AUT	185CV	0,8134	3.660,12
DODGE	NITRO 4.0 RT 4WD	260CV	0,9097	4.093,75
DR	DR1 1.1	68CV	0,3588	1.614,77
DR	DR1 1.3 16V	83CV	0,4111	1.849,77




MARCA	MODELLO	SERIE	COSTO CHILOMETRICO 15.000 KM	FRINGE BENEFIT ANNUALE
DR	DR2 1.3 16V ECOPOWER	83CV	0,4042	1.818,99
DR	DR5 1.6	118CV	0,4974	2.238,42
DR	DR5 1.6 ECOPOWER	109 CV	0,5588	2.514,49
DR	DR5 1.8	132CV	0,5483	2.467,13
DR	DR5 2.0	139CV 4X4	0,5604	2.521,78
DR	DR5 2.0 ECOPOWER 4WD	128CV	0,6196	2.788,12
DS	DS3 1.2 82CV	CABRIO	0,4563	2.053,13
DS	DS3 1.2 PURETECH	110CV	0,4644	2.089,82
DS	DS3 1.2 PURETECH 110CV	CABRIO	0,4925	2.216,03
DS	DS3 1.2 VTI	82CV	0,4341	1.953,59
DS	DS3 1.2 VTI 82CV	CABRIO	0,4589	2.064,98
DS	DS3 1.4 VTI	95CV	0,4725	2.126,26
DS	DS3 1.6 TURBO THP	156CV	0,5508	2.478,57
DS	DS3 1.6 TURBO THP	206CV	0,6308	2.838,42
DS	DS3 1.6 VTI	120CV	0,5019	2.258,56
DS	DS3 1.6 VTI 120CV	CABRIO	0,5232	2.354,32
DS	DS3 1.6 VTI 156CV	CABRIO	0,5557	2.500,64
DS	DS4 1.2 PURETECH	130CV	0,5053	2.273,73
DS	DS4 1.6 THP	160CV	0,6140	2.763,00
DS	DS4 1.6 THP	200CV	0,6038	2.717,08
DS	DS4 1.6 THP	210CV	0,5755	2.589,91
DS	DS4 1.6 VTI	120CV	0,5285	2.378,24
DS	DS4 2.0 HDI	135CV	0,6006	2.702,79
DS	DS5 1.6 THP	200CV	0,6576	2.959,14
DS	DS5 1.6 THP	155CV	0,6304	2.836,80
DS	DS5 AIRDREAM 2.0 163CV	HYBRID4	0,6958	3.131,14
FERRARI	458 ITALIA DCT	566CV	2,2234	10.005,47
FERRARI	458 SPIDER DCT	570CV	2,3557	10.600,67
FERRARI	599 GTB	FIORANO	2,8517	12.832,70
FERRARI	CALIFORNIA DTC	460CV	2,2181	9.981,27
FERRARI	F 430	COUPÉ	2,0625	9.281,16
FERRARI	F12 BERLINETTA DCT	740CV	2,7175	12.228,83
FERRARI	FF DCT	660CV	2,7436	12.346,06
FIAT	500 0.9	85CV	0,4098	1.843,90
FIAT	500 1.2/8V	69CV MOD.2007	0,4004	1.801,92
FIAT	500 1.4/16V	100CV MOD.2007	0,4818	2.168,28
FIAT	500C 0.9	85CV	0,4365	1.964,44
FIAT	500C 1.2/16V 69CV	CABRIO	0,4272	1.922,46
FIAT	500C 1.4/16V 100CV	CABRIO	0,5080	2.285,84
FIAT	500L 0.9 TWINAIR	105CV	0,4534	2.040,38
FIAT	500L 1.4 T-JET	120CV	0,5245	2.360,29
FIAT	500L LIVING 0.9	105CV	0,4537	2.041,85
FIAT	500L LIVING 0.9 TWINAIR	105 CV	0,4550	2.047,64
FIAT	500L LIVING 1.4 T-JET	120CV	0,5318	2.393,13
FIAT	DOBLÒ 1.4	77CV	0,4826	2.171,92
FIAT	DOBLÒ 1.4 16V 120CV T-JET	EURO5	0,4987	2.244,37
FIAT	DOBLÒ 1.4 95CV	EURO5	0,5013	2.255,84
FIAT	FIORINO QUBO 1.4/8V	73CV	0,4613	2.075,65
FIAT	FREEMONT 3.6 V6 4X4 AUT	280CV	0,8606	3.872,62
FIAT	GRANDE PUNTO 1.2	65CV	0,4137	1.861,73
FIAT	GRANDE PUNTO 1.2 S. E S.	68CV	0,4155	1.869,89
FIAT	GRANDE PUNTO 1.4	77CV	0,4360	1.961,86
FIAT	GRANDE PUNTO 1.4 77CV	SES	0,4375	1.968,59
FIAT	GRANDE PUNTO 1.4/16V	120CV T-JET	0,4965	2.234,09
FIAT	IDEA 1.2/16V	80CV	0,4590	2.065,62



MARCA	MODELLO	SERIE	COSTO CHILOMETRICO 15.000 KM	FRINGE BENEFIT ANNUALE
FIAT	IDEA 1.4/16V	77CV	0,4552	2.048,36
FIAT	IDEA 1.4/16V	95CV	0,4922	2.214,68
FIAT	MULTIPLA 1.6/16V 103CV	MOD.2006	0,5902	2.655,74
FIAT	NUOVA BRAVO 1.4 M.AIR SES	140CV	0,5208	2.343,40
FIAT	NUOVA BRAVO 1.4 T-IET	150CV	0,5615	2.526,83
FIAT	NUOVA BRAVO 1.4 T-JET	120CV	0,5477	2.464,69
FIAT	NUOVA BRAVO 1.4/16V	90CV	0,5114	2.301,41
FIAT	NUOVA CROMA 1.8/16V	140CV	0,6297	2.833,52
FIAT	NUOVA PANDA 1.1	54CV MOD.2005	0,3818	1.718,32
FIAT	NUOVA PANDA 1.2	60CV MOD.2005	0,3988	1.794,42
FIAT	NUOVA PANDA 1.2 4X4	60CV	0,4397	1.978,45
FIAT	NUOVA PANDA 1.2 69CV	EURO5	0,3947	1.775,96
FIAT	NUOVA PANDA 1.4/16V	100HP	0,4695	2.112,68
FIAT	PANDA 2012 0.9 TWINAIR T	85CV	0,3862	1.737,96
FIAT	PANDA 2012 1.2	69CV	0,3948	1.776,70
FIAT	PUNTO 1.2/60CV	MOD.2007	0,4049	1.821,98
FIAT	PUNTO 2012 0.9 TWINAIR T	105CV	0,4001	1.800,30
FIAT	PUNTO 2012 0.9 TWINAIR TURBO	84CV	0,4131	1.859,04
FIAT	PUNTO 2012 1.2 8V	69CV	0,4251	1.913,05
FIAT	PUNTO 2012 1.4 MULTIAIR SES	105CV	0,4689	2.110,20
FIAT	PUNTO 2012 1.4 MULTIAIR T SES	135CV	0,5098	2.293,98
FIAT	PUNTO 2012 1.4 SES 8V	77CV	0,4392	1.976,35
FIAT	PUNTO EVO 1.2	65CV	0,4083	1.837,35
FIAT	PUNTO EVO 1.2 S E S	69CV	0,4179	1.880,43
FIAT	PUNTO EVO 1.4	77CV	0,4389	1.974,96
FIAT	PUNTO EVO 1.4 M.AIR	105CV	0,4682	2.106,91
FIAT	PUNTO EVO 1.4 M.AIR 16V TURBO	135CV	0,4908	2.208,60
FIAT	QUBO 1.4 8V 73CV	EURO5	0,4850	2.182,41
FIAT	SEDICI 1.6/16V 4X2	120CV MOD.2009	0,5080	2.285,80
FIAT	SEDICI 1.6/16V 4X4	120CV MOD.2009	0,5284	2.377,96
FIAT	SEICENTO 1.1 54CV	MOD.2005	0,3871	1.742,09
FIAT	STILO M.W. 1.4/16V 90CV	S.W.	0,4970	2.236,60
FIAT	STILO M.W. 1.6/16V 105CV	S.W.	0,5363	2.413,53
FORD	B-MAX 1.0	125CV	0,4586	2.063,71
FORD	B-MAX 1.0 100CV	ECOBOOST	0,4392	1.976,49
FORD	B-MAX 1.4	90CV	0,4702	2.115,95
FORD	B-MAX 1.6	105CV	0,4999	2.249,60
FORD	C-MAX 1.6 120CV	EURO5	0,5280	2.376,15
FORD	C-MAX 1.6 150CV ECOBOOST	EURO5	0,5596	2.518,32
FORD	C-MAX 1.8 125CV	MOD.2007	0,5605	2.522,17
FORD	C-MAX PLUS 1.0 100CV	ECOBOOST	0,4730	2.128,38
FORD	C-MAX PLUS 1.0 125CV	ECOBOOST	0,4985	2.243,31
FORD	C-MAX7 1.6 125CV	EURO5	0,5453	2.453,74
FORD	C-MAX7 1.6 150CV	EURO5	0,5652	2.543,33
FORD	FIESTA 1.0	100CV ECOBOOST	0,4059	1.826,72
FORD	FIESTA 1.0	80CV	0,3868	1.740,82
FORD	FIESTA 1.0 ECOBOOST	100CV	0,3970	1.786,34
FORD	FIESTA 1.0 ECOBOOST	125CV	0,4104	1.847,00
FORD	FIESTA 1.0 ECOBOOST	140CV	0,4224	1.900,90
FORD	FIESTA 1.2	60CV	0,3898	1.754,06
FORD	FIESTA 1.2 16V 60CV	EURO5	0,4088	1.839,62
FORD	FIESTA 1.2 16V 82CV	EURO5	0,4211	1.894,95
FORD	FIESTA 1.2/16V 60CV	MOD.2009	0,4026	1.811,80
FORD	FIESTA 1.2/16V 82CV	MOD.2009	0,4142	1.863,80
FORD	FIESTA 1.4 16V 96CV	EURO5	0,4644	2.090,01



MARCA	MODELLO	SERIE	COSTO CHILOMETRICO 15.000 KM	FRINGE BENEFIT ANNUALE
FORD	FIESTA 1.4/16V 96CV	MOD.2009	0,4561	2.052,45
FORD	FIESTA 1.6	105CV	0,4801	2.160,62
FORD	FIESTA 1.6 16V 120CV	EURO5	0,4933	2.219,68
FORD	FIESTA 1.6/16V 120CV	MOD.2009	0,4870	2.191,66
FORD	FIESTA ST 1.6	182CV	0,5539	2.492,76
FORD	FOCUS 1.0 125CV	ECOBOOST	0,4926	2.216,70
FORD	FOCUS 1.0 125CV SW	ECOBOOST	0,5035	2.265,94
FORD	FOCUS 1.0 PLUS	100CV	0,4574	2.058,30
FORD	FOCUS 1.0 PLUS	100CV SW	0,4674	2.103,37
FORD	FOCUS 1.6 105CV	MY 2011	0,5088	2.289,65
FORD	FOCUS 1.6 105CV WAGON	MY 2011	0,5165	2.324,28
FORD	FOCUS 1.6 125CV	MY 2011	0,5172	2.327,55
FORD	FOCUS 1.6 125CV WAGON	MY 2011	0,5249	2.362,17
FORD	FOCUS 1.6 ECOBOOST 150CV	MY 2011	0,5328	2.397,70
FORD	FOCUS 1.6 ECOBOOST 150CV WAGON	MY 2011	0,5383	2.422,39
FORD	FOCUS 1.6/16V 100CV	BERLINA	0,5073	2.282,79
FORD	FOCUS 1.6/16V 100CV	COUPÉ-CABRIOLET	0,5838	2.627,21
FORD	FOCUS 1.6/16V 115CV	3 PORTE MOD.2008	0,5092	2.291,33
FORD	FOCUS 1.6/16V 115CV	5 PORTE MOD.2008	0,5148	2.316,48
FORD	FOCUS 1.6/16V 115CV	S.W. MOD.2008	0,5204	2.341,63
FORD	FOCUS 2.5T 20V RS	305CV	0,7922	3.564,82
FORD	FOCUS ST 2.0	250CV	0,7027	3.162,33
FORD	FOCUS ST 2.0	250CV SW	0,7100	3.195,05
FORD	FOCUS ST 2.5T 20V 225CV	3P. MOD.2008	0,7273	3.272,75
FORD	FOCUS ST 2.5T 20V 225CV	5P. MOD.2008	0,7329	3.297,90
FORD	FUSION 1.4/16V 80CV	MOD.2006	0,4739	2.132,56
FORD	FUSION 1.6/16V 100CV	MOD.2006	0,5054	2.274,44
FORD	GALAXY 1.6 ECOBOOST	160CV EURO5	0,6533	2.939,70
FORD	GALAXY 2.0 ECOBOOST	203CV EURO5	0,7066	3.179,67
FORD	GALAXY 2.0/16V	145CV MOD.2006	0,6684	3.007,80
FORD	GALAXY 2.3/16V	161CV	0,7488	3.369,82
FORD	KA 1.2 69CV	EURO5	0,3790	1.705,57
FORD	KA 1.2/8V 69CV	MOD.2009	0,3861	1.737,63
FORD	KUGA 1.6 150CV 2WD	ECOBOOST	0,5940	2.673,14
FORD	KUGA 2.5 200CV	5TRONIC AWD	0,7916	3.562,11
FORD	MONDEO 1.6 ECOBOOST	160CV	0,5979	2.690,42
FORD	MONDEO 2.0 145CV	BERLINA MOD.2007	0,6278	2.825,11
FORD	MONDEO 2.0 145CV	S.W. MOD.2007	0,6334	2.850,26
FORD	MONDEO 2.0 ECOBOOST	203CV	0,6817	3.067,70
FORD	MONDEO 2.0 ECOBOOST	241CV	0,7025	3.161,12
FORD	MONDEO 2.3 161CV	6TR. BERLINA	0,7133	3.209,77
FORD	MONDEO 2.3 161CV	6TR. SW	0,7189	3.234,93
FORD	MONDEO 2.5/20V 220CV	BERLINA MOD.2008	0,7467	3.360,34
FORD	MONDEO 2.5/20V 220CV	S.W. MOD.2008	0,7523	3.385,49
FORD	MONDEO WAGON 1.6 ECOBOOST	160CV	0,6036	2.716,25
FORD	MONDEO WAGON 2.0 ECOBOOST	203CV	0,6876	3.093,99
FORD	MONDEO WAGON 2.0 ECOBOOST	241CV	0,6966	3.134,84
FORD	MUSTANG 2.3 314CV	CABRIO	0,7524	3.385,65
FORD	MUSTANG 2.3 314CV	COUPÉ	0,7240	3.257,91
FORD	MUSTANG 5.0 418CV	CABRIO	0,9074	4.083,30
FORD	MUSTANG 5.0 418CV	COUPÉ	0,8716	3.922,21
FORD	S-MAX 1.6 ECOBOOST	160CV	0,5994	2.697,16
FORD	S-MAX 1.6 ECOBOOST	160CV EURO5	0,6311	2.840,04
FORD	S-MAX 2.0 ECOBOOST	203CV EURO5	0,6830	3.073,45
FORD	S-MAX 2.0/16V 145CV	5 PORTE	0,6561	2.952,50




MARCA	MODELLO	SERIE	COSTO CHILOMETRICO 15.000 KM	FRINGE BENEFIT ANNUALE
FORD	S-MAX 2.3 161CV	6TR.	0,7451	3.352,95
FORD	S-MAX 2.5/20V 220CV	5 PORTE	0,7609	3.423,87
GREAT WALL	HOVER 5 2.4 4X2	126CV	0,6818	3.067,95
GREAT WALL	HOVER 5 2.4 4X4	126CV	0,7045	3.170,22
GREAT WALL	VOLEEX C20R 1.5	97CV	0,4543	2.044,19
HONDA	ACCORD 2.0 I-VTEC	156CV	0,6369	2.865,84
HONDA	ACCORD 2.0 I-VTEC 155CV	MOD.2008	0,6448	2.901,38
HONDA	ACCORD 2.0 I-VTEC 155CV	SW MOD.2008	0,6586	2.963,61
HONDA	ACCORD 2.4 I-VTEC 200CV	MOD.2008	0,8183	3.682,42
HONDA	ACCORD 2.4 I-VTEC 200CV	SW MOD.2008	0,8387	3.774,17
HONDA	ACCORD TOURER 2.0 I-VTEC	156CV SW	0,6504	2.926,92
HONDA	CIVIC 1.8 I-VTEC	142CV	0,5870	2.641,64
HONDA	CIVIC 1.4 83CV	5 PORTE	0,4920	2.214,10
HONDA	CIVIC 1.4 I-VTEC	100CV	0,4971	2.236,92
HONDA	CIVIC 1.4 I-VTEC	99CV	0,4925	2.216,05
HONDA	CIVIC 1.8 140CV	MOD.2006	0,5686	2.558,53
HONDA	CIVIC 2.0/16V 201CV	3 PORTE	0,6920	3.114,04
HONDA	CIVIC TOURER 1.8 I-VTEC	142CV	0,5980	2.690,87
HONDA	CR-V 2.0 I VTEC	150CV	0,6579	2.960,66
HONDA	CR-V 2.0 I-VTEC	4WD 155CV	0,6386	2.873,80
HONDA	CR-V 2.0 I-VTEC 2WD	155CV	0,6193	2.786,91
HONDA	CR-V 2.0 I-VTEC 4WD	155CV	0,6645	2.990,07
HONDA	CR-V 2.0/16V I-VTEC 150CV	MOD.2007	0,6420	2.888,78
HONDA	FR-V 1.7/16V VTEC	125CV 5 PORTE	0,5626	2.531,61
HONDA	FR-V 2.0/16V I-VTEC	150CV 5 PORTE	0,6706	3.017,67
HONDA	JAZZ 1.2 90CV	MOD.2009	0,4227	1.902,14
HONDA	JAZZ 1.4 99CV	MOD.2009	0,4630	2.083,36
HUMMER	H2 6.0 V8 322CV	4 PORTE	1,3237	5.956,83
HUMMER	H3 3.7	244CV	0,9460	4.257,18
HYUNDAI	ACCENT 1.4 97CV	3 PORTE	0,4660	2.096,93
HYUNDAI	ACCENT 1.4 97CV	4 PORTE	0,4405	1.982,44
HYUNDAI	COUPE 1.6/16V	105CV MOD.2005	0,5490	2.470,59
HYUNDAI	COUPE 2.0/16CV	143CV MOD.2005	0,6085	2.738,07
HYUNDAI	COUPE 2.7/24V V6	167CV MOD.2005	0,7091	3.191,06
HYUNDAI	GENESIS COUPÉ 2.0 T SPORT	214CV	0,7628	3.432,78
HYUNDAI	GENESIS COUPÉ 3.8 V6 SPORT	303CV	0,8935	4.020,81
HYUNDAI	GETZ 1.1 12V	66CV	0,3916	1.762,17
HYUNDAI	GETZ 1.4 16V	97CV	0,4409	1.984,03
HYUNDAI	I10 1.0	69CV	0,3795	1.707,62
HYUNDAI	I10 1.0 12V	69CV	0,3884	1.747,86
HYUNDAI	I10 1.1	69CV	0,3665	1.649,07
HYUNDAI	I10 1.1 12V	69CV	0,3943	1.774,16
HYUNDAI	I10 1.1/12V	66CV	0,3696	1.663,16
HYUNDAI	I10 1.2	85CV	0,4164	1.873,59
HYUNDAI	I10 1.2	86CV	0,4056	1.825,06
HYUNDAI	I10 1.2/16V	78CV	0,4022	1.809,70
HYUNDAI	I20 1.2	78CV EURO5	0,4255	1.914,58
HYUNDAI	I20 1.2	85CV	0,4191	1.885,83
HYUNDAI	I20 1.2 78 CV	CLASSIC	0,4153	1.868,92
HYUNDAI	I20 1.4	100CV	0,4426	1.991,56
HYUNDAI	I20 1.4 100CV	MY2015	0,4369	1.966,03
HYUNDAI	I20 1.4/16V 100CV	5 PORTE	0,4560	2.052,14
HYUNDAI	I30 1.4	109CV	0,4680	2.106,22
HYUNDAI	I30 1.4 100CV	BERLINA	0,4829	2.173,23
HYUNDAI	I30 1.4 100CV	WAGON	0,4993	2.246,81




MARCA	MODELLO	SERIE	COSTO CHILOMETRICO 15.000 KM	FRINGE BENEFIT ANNUALE
HYUNDAI	I30 1.4 109CV	EURO5	0,4779	2.150,69
HYUNDAI	I30 1.6	122CV	0,5191	2.336,05
HYUNDAI	I30 1.6 TURBO 186CV	BERLINA	0,5586	2.513,83
HYUNDAI	I30 1.6 120CV	BERLINA	0,5202	2.340,99
HYUNDAI	I30 1.6 120CV	WAGON	0,5267	2.370,02
HYUNDAI	I30 1.6 GDI 135CV	BERLINA	0,5379	2.420,33
HYUNDAI	I30 1.6 GDI 135CV	WAGON	0,5443	2.449,36
HYUNDAI	I30 CW 1.4 109CV	SW EURO5	0,4890	2.200,45
HYUNDAI	I30 CW 1.4/16V 109CV	STATION WAGON	0,4673	2.103,02
HYUNDAI	I30 CW 1.6/16V 126CV	STATION WAGON	0,4977	2.239,44
HYUNDAI	I40 1.6 135CV	WAGON	0,5814	2.616,10
HYUNDAI	I40 1.6 GDI	135CV	0,5637	2.536,44
HYUNDAI	I40 2.0 177CV	WAGON	0,6745	3.035,35
HYUNDAI	I40 2.0 GDI	177CV	0,6823	3.070,41
HYUNDAI	IX20 1.4 90CV	EURO5	0,4765	2.144,17
HYUNDAI	IX20 1.6 125CV	EURO5	0,4944	2.224,62
HYUNDAI	IX35 1.6 16V 135CV	2WD	0,5380	2.421,17
HYUNDAI	IX35 2.0 16V 163CV	2WD	0,6110	2.749,55
HYUNDAI	IX35 2.0 16V 163CV	4WD	0,6618	2.977,95
HYUNDAI	MATRIX 1.6 103CV	5P.MOD.2004	0,5196	2.338,20
HYUNDAI	SANTA FE 2.4 174CV	2WD EURO5	0,7064	3.178,78
HYUNDAI	SANTA FE 2.4 174CV	4WD EURO5	0,7236	3.256,38
HYUNDAI	SANTA FE 2.4 192CV	2WD	0,7369	3.315,92
HYUNDAI	SANTA FE 2.4/16V	145CV MOD. 2005	0,6916	3.112,16
HYUNDAI	SANTA FE 2.7/24V V6	173CV MOD.2005	0,7695	3.462,57
HYUNDAI	SANTAFE 2.7 V6 24V	189CV	0,7587	3.414,27
HYUNDAI	TUCSON 2.0/16V	141CV	0,6283	2.827,30
HYUNDAI	TUCSON 2.7/24V V6	175CV	0,7364	3.313,88
HYUNDAI	VELOSTER 1.6 GDI	140CV	0,5575	2.508,70
INFINITI	EX37 GT 3.7	320CV	1,0383	4.672,35
INFINITI	EX37 V6	320CV	0,9650	4.342,54
INFINITI	FX37 3.7	320CV	1,1103	4.996,13
INFINITI	FX37 V6	320CV	1,0698	4.814,19
INFINITI	FX50 5.0	390CV	1,2790	5.755,33
INFINITI	FX50S V8	390CV	1,2688	5.709,50
INFINITI	G37 GT 320CV	CABRIO	1,1005	4.952,41
INFINITI	G37 V6 320CV	BERLINA	0,9456	4.255,10
INFINITI	G37 V6 320CV	COUPÉ	0,9797	4.408,81
INFINITI	M37 3.7	320CV	1,0111	4.549,86
INFINITI	Q50 2.0T AT	211CV	0,7780	3.501,04
INFINITI	Q60 3.7 AT 320CV	CABRIO	1,0840	4.877,92
INFINITI	Q60 3.7 AT 320CV	COUPÉ	0,9806	4.412,68
INFINITI	QX50 3.7 GT	320CV	0,9842	4.429,03
INFINITI	QX70 3.7	320CV	1,0476	4.714,03
INFINITI	QX70 5.0	390CV	1,2115	5.451,97
JAGUAR	F-PACE 3.0 V6 340CV	4WD	0,9637	4.336,85
JAGUAR	F-TYPE 3.0 V6	340CV SPYDER	1,1493	5.171,70
JAGUAR	XF 2.0	240CV	0,8564	3.854,00
JAGUAR	XF 2.0 240CV	EURO6	0,8316	3.742,37
JAGUAR	XF 3.0	340CV	0,9902	4.456,01
JAGUAR	XF 3.0 V6	238CV	0,9874	4.443,16
JAGUAR	XF 5.0 V8 283CV	PORTFOLIO	1,2277	5.524,70
JAGUAR	XF SV8 4.2 V8	416CV	1,3352	6.008,53
JAGUAR	XFR 5.0 V8 S/C	MOD. 2009	1,4123	6.355,57
JAGUAR	XJ 2.0 TURBO	240CV	1,0805	4.862,43



MARCA	MODELLO	SERIE	COSTO CHILOMETRICO 15.000 KM	FRINGE BENEFIT ANNUALE
JAGUAR	XJ 3.0 V6	340CV AWD	1,2645	5.690,12
JAGUAR	XJ 3.0 V6 S/C	340CV	1,1991	5.395,82
JAGUAR	XK 5.0 V8 385CV	COUPÉ	1,3206	5.942,81
JAGUAR	XK 5.0 V8 CONVERTIBILE	385CV CABRIO	1,3814	6.216,39
JAGUAR	XK 60 3.5 CONVERTIBILE	256CV CABRIO	1,2852	5.783,44
JAGUAR	XK 60 V8 256CV	COUPÉ	1,2206	5.492,52
JAGUAR	XKR 4.2/32V V8 416CV	CABRIO	1,5154	6.819,23
JAGUAR	XKR 5.0 V8 CONVERTIBILE	510CV CABRIO	1,5674	7.053,27
JAGUAR	XKR 5.0 V8 COUPÉ	510CV	1,5062	6.778,07
JAGUAR	X-TYPE 2.5/24V V6 196CV	BERLINA MOD.2008	0,8243	3.709,15
JAGUAR	X-TYPE 2.5/24V V6 196CV	S.W.MOD.2008	0,8423	3.790,29
JAGUAR	X-TYPE 3.0/24V V6 230CV	BERLINA MOD.2008	0,8967	4.034,95
JAGUAR	X-TYPE 3.0/24V V6 230CV	S.W. MOD.2008	0,9123	4.105,33
JEEP	CHEROKEE 3.2 V6 272CV	4WD	0,9349	4.207,10
JEEP	COMMANDER 4.7 V8	231CV	1,0638	4.787,29
JEEP	COMMANDER 5.7 V8	326CV	1,1634	5.235,25
JEEP	COMPASS 2.4	170CV	0,7055	3.174,57
JEEP	GRAN CHEROKEE 3.6 V6	286 CV	0,9809	4.413,87
JEEP	GRAN CHEROKEE 5.7 V8	352 CV	1,1370	5.116,58
JEEP	GRAND CHEROKEE 3.6 V6 VTT	286CV	1,0870	4.891,33
JEEP	GRAND CHEROKEE 5.7 V8	352CV	1,1954	5.379,11
JEEP	GRAND CHEROKEE 6.1 V8 HEMI SRT8	426CV	1,2582	5.661,97
JEEP	PATRIOT 2.4	170CV	0,6748	3.036,50
JEEP	WRANGLER 3.6 V6	284CV	0,8626	3.881,74
JEEP	WRANGLER 3.8 V6	199 CV	0,8286	3.728,62
JEEP	WRANGLER 3.8 V6 199CV	2 PORTE	0,8178	3.680,27
JEEP	WRANGLER UNLIMITED 3.8 V6	199CV 5 PORTE	0,8438	3.797,05
KIA	CARENS 1.6 GDI	135CV	0,5570	2.506,63
KIA	CARNIVAL 2.7 V6 24V	189CV MOD.2006	0,8385	3.773,27
KIA	CEE D 1.4	100CV	0,4900	2.204,98
KIA	CEE D 1.4	109CV	0,4737	2.131,75
KIA	CEE D 1.4 100CV	SW	0,5047	2.271,07
KIA	CEE D 1.4 109CV	S.W.	0,4895	2.202,69
KIA	CEE D 1.4 CVVT 90CV	SW	0,5136	2.311,26
KIA	CEE D 1.6	122CV	0,5107	2.298,29
KIA	CEE D 1.6	126CV SW	0,5089	2.289,95
KIA	CEE D 1.6	135CV	0,5461	2.457,52
KIA	CEE D 1.6 122CV	S.W.	0,5111	2.300,13
KIA	CEE D 1.6 GDI 135CV	SW	0,5658	2.546,07
KIA	PICANTO 1.0 12V	62CV	0,3653	1.644,05
KIA	PICANTO 1.0 12V	69CV	0,3886	1.748,81
KIA	PICANTO 1.1 12V	65CV	0,4021	1.809,57
KIA	RIO 1.2 CVVT	85CV	0,4163	1.873,40
KIA	RIO 1.4/16V	97CV	0,4334	1.950,18
KIA	RIO 1.6/16V	112CV	0,4912	2.210,36
KIA	SORENTO 2.4 CVVT 2WD 174CV	EURO5	0,7104	3.196,81
KIA	SORENTO 2.4 CVVT 4WD 174CV	EURO5	0,7288	3.279,56
KIA	SORENTO 3.3/24V V6	247CV 4WD	0,8594	3.867,52
KIA	SOUL 1.6 CVVT	126CV	0,4998	2.249,03
KIA	SPORTAGE 1.6 GDI 135CV	2WD	0,5411	2.434,85
KIA	SPORTAGE 2.0/16V 2WD	141CV	0,6229	2.802,89
KIA	SPORTAGE 2.0/16V 4WD	141CV	0,6386	2.873,50
KIA	SPORTAGE 2.7 V6 4WD	175CV	0,7520	3.383,97
KIA	VENGA 1.4 CVVT	90CV	0,4618	2.077,96
KIA	VENGA 1.6 CVVT	125CV	0,5228	2.352,43



MARCA	MODELLO	SERIE	COSTO CHILOMETRICO 15.000 KM	FRINGE BENEFIT ANNUALE
LADA	NIVA 1.7 MPI	81CV	0,5344	2.404,90
LAMBORGHINI	AVENTADOR 6.5 V12 700CV	COUPÉ	3,2789	14.755,12
LAMBORGHINI	AVENTADOR 6.5 V12 700CV	ROADSTER	3,5133	15.809,67
LAMBORGHINI	GALLARDO 5.2 V10 550CV	COUPÉ	1,9718	8.872,89
LAMBORGHINI	GALLARDO 5.2 V10 550CV	SPIDER	2,1379	9.620,49
LAMBORGHINI	GALLARDO SUPERLEGGERA	530CV COUPÉ	2,3256	10.465,02
LANCIA	DELTA 1.4 140CV	MULTIAIR	0,5633	2.534,75
LANCIA	DELTA 1.4 T-JET 120CV	MOD.2008	0,5542	2.493,80
LANCIA	DELTA 1.4 T-JET 150CV	MOD.2008	0,5792	2.606,46
LANCIA	DELTA 1.8 DI-TURBO SPORTRONIC	200CV	0,6793	3.057,00
LANCIA	FLAVIA 2.4 170CV	CABRIO	0,7986	3.593,88
LANCIA	MUSA 1.4 16V 95CV	MOD.2008	0,5007	2.253,33
LANCIA	MUSA 1.4 16V 95CV START AND STOP	EURO5	0,4915	2.211,96
LANCIA	MUSA 1.4 8V 77CV	MOD.2008	0,4714	2.121,47
LANCIA	THEMA 3.6 V6	286CV	0,9158	4.120,88
LANCIA	YPSILON 0.9 TWINAIR	85CV	0,4158	1.871,00
LANCIA	YPSILON 1.2 69CV	EURO5	0,4090	1.840,43
LANCIA	YPSILON 1.2/60CV	MOD.2008	0,4088	1.839,76
LANCIA	YPSILON 1.4/16V 95CV	MOD.2008	0,4670	2.101,55
LANCIA	YPSILON 1.4/77CV	MOD.2008	0,4275	1.923,57
LAND ROVER	FREELANDER 2.0 Si4 SW	241CV	0,7210	3.244,46
LAND ROVER	FREELANDER2 3.2/24V V6	S.W.	0,8744	3.934,66
LAND ROVER	RANGE ROVER 4.2 V8	396CV	1,5083	6.787,38
LAND ROVER	RANGE ROVER 5.0 V8	510CV EURO5	1,5288	6.879,47
LAND ROVER	RANGE ROVER EVOQUE 2.0 Si4	241CV	0,7977	3.589,73
LAND ROVER	RANGE ROVER SPORT 5.0	510CV	1,3220	5.948,79
LAND ROVER	RANGE ROVER SPORT 5.0 V8	510CV	1,3387	6.023,96
LEXUS	GS 300	MOD.2005	0,9890	4.450,31
LEXUS	IS 250 2.5 V6	208CV EURO5	0,7842	3.528,90
LEXUS	IS 250 2.5/24V V6	208CV	0,7934	3.570,21
LEXUS	IS 250C 2.5 V6 208CV	COUPÉ/CABRIO	0,9214	4.146,40
LEXUS	IS F 5.0 V8	423CV EURO5	1,2297	5.533,55
LEXUS	LS 460	BERLINA	1,4118	6.352,93
LEXUS	RX 350 277CV	MOD.2009	0,9642	4.338,89
LEXUS	SC 430 32V V8 286CV	2 PORTE	1,2357	5.560,54
LOTUS	ELISE 1.8 192CV	COUPÉ	0,8470	3.811,56
MASERATI	COUPÉ GT 4.2	390CV 2 PORTE	1,4319	6.443,45
MASERATI	GHIBLI 3.0 330CV	EURO5	1,1177	5.029,60
MASERATI	GHIBLI 3.0 S	410CV	1,1883	5.347,27
MASERATI	GHIBLI 3.0 S 410CV	EURO5	1,2443	5.599,36
MASERATI	GRANCABRIO SPORT 450CV	EURO5	1,8284	8.227,63
MASERATI	GRANSPORT 4.2 V8 400CV	COUPÉ	1,6172	7.277,29
MASERATI	GRANSPORT 4.2 V8 400CV	SPIDER	1,6831	7.573,86
MASERATI	GRANTURISMO SPORT 460CV	EURO5	1,7480	7.866,22
MASERATI	QUATTROPORTE 4.2 V8	400CV BERLINA	1,6147	7.266,14
MASERATI	QUATTROPORTE 4.7	SPORT GT S	1,8112	8.150,36
MASERATI	QUATTROPORTE GTS 530CV	EURO5	1,7784	8.002,70
MAZDA	2 1.3	75CV	0,4121	1.854,63
MAZDA	2 1.3	86 CV	0,4334	1.950,28
MAZDA	2 1.3 75CV	EURO5	0,4281	1.926,46
MAZDA	2 1.3 84CV	EURO5	0,4482	2.016,77
MAZDA	2 1.5	103CV	0,4712	2.120,45
MAZDA	2 1.5 102CV	EURO5	0,4764	2.143,98
MAZDA	3 1.5 SKYACTIVE-G	100CV	0,4674	2.103,51
MAZDA	3 1.6 MZR 105CV	4 PORTE	0,5219	2.348,38



MARCA	MODELLO	SERIE	COSTO CHILOMETRICO 15.000 KM	FRINGE BENEFIT ANNUALE
MAZDA	3 1.6 MZR 105CV	5 PORTE	0,5162	2.322,76
MAZDA	3 1.6/16V 105CV	EURO 5	0,5170	2.326,56
MAZDA	3 1.6/16V 105CV	MOD. 2009	0,5256	2.365,08
MAZDA	3 2.0 MZR 151CV	5 PORTE	0,5995	2.697,86
MAZDA	3 2.0 SKYACTIVE-G	165CV	0,5756	2.590,39
MAZDA	3 2.0/16V 150CV EURO 5	MOD. 2009	0,6381	2.871,56
MAZDA	3 2.0/16V 151CV EURO 5	MOD. 2009	0,6040	2.717,88
MAZDA	3 2.3 MZR DISI 260CV	MOD.2009	0,7752	3.488,49
MAZDA	3 2.3 MZR-DISI 260CV TURBO	5 PORTE	0,7923	3.565,45
MAZDA	5 1.8	115CV	0,6077	2.734,45
MAZDA	5 1.8/16V 115CV	5 PORTE	0,6143	2.764,54
MAZDA	5 2.0/16V 145CV	5 PORTE	0,6512	2.930,57
MAZDA	6 1.8 120CV	BERLINA EURO5	0,5811	2.614,81
MAZDA	6 1.8 120CV WAGON	SW EURO5	0,5926	2.666,54
MAZDA	6 1.8/16V 120CV	BERLINA MOD.2008	0,5934	2.670,44
MAZDA	6 1.8/16V 120CV	S.W. MOD.2008	0,6046	2.720,66
MAZDA	6 2.0 155CV	BERLINA EURO5	0,6235	2.805,57
MAZDA	6 2.0 155CV WAGON	SW EURO5	0,6331	2.848,95
MAZDA	6 2.0/16V 147CV	BERLINA MOD.2008	0,6332	2.849,51
MAZDA	6 2.0/16V 147CV	S.W. MOD.2008	0,6444	2.899,72
MAZDA	6 2.0L	165CV	0,6406	2.882,75
MAZDA	6 2.0L 165CV	WAGON	0,6406	2.882,75
MAZDA	6 2.5/16V 170CV	BERLINA MOD.2008	0,7130	3.208,39
MAZDA	6 2.5/16V 170CV	S.W. MOD.2008	0,7148	3.216,73
MAZDA	6 2.5L	192CV	0,7340	3.302,84
MAZDA	6 2.5L 192CV	WAGON	0,7153	3.218,93
MAZDA	CX 7 2.3 MZR T DISI	260CV	0,8538	3.842,11
MAZDA	MX-5 1.8L 16V 126CV	CABRIO	0,6345	2.855,13
MAZDA	MX-5 1.8L 16V 126CV	COUPÉ	0,6494	2.922,27
MAZDA	MX-5 2.0L 16V 160CV	CABRIO	0,6852	3.083,33
MAZDA	MX-5 2.0L 16V 160CV	COUPÉ	0,7001	3.150,47
MERCEDES	A 160 1.5/16V	95CV	0,5479	2.465,37
MERCEDES	A 160 1.5/16V BLUE EFFICIENCY	95CV EURO 5	0,5349	2.407,00
MERCEDES	A 160 AUT 1.6	102CV	0,5292	2.381,44
MERCEDES	A 180 1.7/16V	116CV	0,5702	2.565,81
MERCEDES	A 180 1.7/16V BLUE EFFICIENCY	116CV EURO 5	0,5628	2.532,46
MERCEDES	A 180 BLUEEFFICIENTY	122CV EURO5	0,5515	2.481,83
MERCEDES	A 200 2.0/16V	136CV	0,6290	2.830,63
MERCEDES	A 200 2.0/16V TURBO	193CV	0,6809	3.064,14
MERCEDES	A 200 BLUEEFFICIENTY	156CV EURO5	0,5762	2.592,97
MERCEDES	A 250 BLUEEFFICIENTY	211CV EURO5	0,6694	3.012,27
MERCEDES	B 160 95CV BLUE EFFICIENCY	EURO5	0,5756	2.590,06
MERCEDES	B 180 116CV BLUE EFFICIENCY	EURO5	0,5932	2.669,31
MERCEDES	B 180 BLUEEFFICIENCY 1.6	122CV	0,5546	2.495,74
MERCEDES	B 200 136CV BLUE EFFICIENCY	EURO5	0,6500	2.925,05
MERCEDES	B 200 BLUEEFFICIENCY 1.6	156CV	0,5812	2.615,58
MERCEDES	B 200 T	193CV	0,6869	3.091,09
MERCEDES	B250 BLUEEFFICIENCY 2.0	211CV	0,7000	3.149,91
MERCEDES	C 180 1.6 156CV	COUPÉ	0,6447	2.900,98
MERCEDES	C 180 1.6 KOMPR. BLUE EFFICIENCY	156CV	0,6536	2.941,40
MERCEDES	C 180 1.6 KOMPR. BLUE EFFICIENCY	156CV S.W.	0,7829	3.523,03
MERCEDES	C 180 BLUEEFFICIENCY 1.8	156CV EURO5	0,6834	3.075,23
MERCEDES	C 180 BLUEEFFICIENCY 1.8	156CV EURO5 SW	0,6966	3.134,80
MERCEDES	C 200 1.8 184CV	COUPÉ	0,7185	3.233,12
MERCEDES	C 200 1.8 KOMPR.	184CV	0,7311	3.289,97



MARCA	MODELLO	SERIE	COSTO CHILOMETRICO 15.000 KM	FRINGE BENEFIT ANNUALE
MERCEDES	C 200 1.8 KOMPR.	184CV SW	0,7489	3.370,02
MERCEDES	C 200 BLUEFFICIENCY 1.8	184CV EURO5	0,7034	3.165,09
MERCEDES	C 200 BLUEFFICIENCY 1.8	184CV EURO5 SW	0,7206	3.242,84
MERCEDES	C 250 1.8 204CV	COUPÉ	0,7489	3.369,98
MERCEDES	C 250 1.8 CGI BLUE EFFICIENCY	204CV EURO 5	0,7674	3.453,30
MERCEDES	C 250 1.8 CGI BLUE EFFICIENCY	204CV EURO 5 SW	0,7907	3.558,10
MERCEDES	C 250 BLUEFFICIENCY 1.8	204CV EURO5	0,7369	3.316,05
MERCEDES	C 250 BLUEFFICIENCY 1.8	204CV EURO5 SW	0,7533	3.389,64
MERCEDES	C 300 3.0 V6	231CV EURO 5	0,8511	3.830,09
MERCEDES	C 300 3.0 V6	231CV EURO 5 SW	0,8689	3.910,15
MERCEDES	C 300 3.0 V6 4MATIC	231CV EURO 5	0,8898	4.003,92
MERCEDES	C 350 3.5 V6	272CV EURO 5	0,9232	4.154,39
MERCEDES	C 350 3.5 V6	292CV EURO 5 SW	0,9428	4.242,52
MERCEDES	C 350 3.5 V6 4MATIC	272CV EURO 5	0,9485	4.268,43
MERCEDES	C 350 BLUEFFICIENCY 3.5	306CV EURO5	0,9011	4.054,73
MERCEDES	C 350 BLUEFFICIENCY 3.5	306CV EURO5 SW	0,9183	4.132,48
MERCEDES	C 350 CGI 3.5 V6 BLUE EFFICIENCY	292CV	0,9079	4.085,51
MERCEDES	C 63 V8 457CV	BERLINA	1,2178	5.479,98
MERCEDES	C 63 V8 457CV	S.W.	1,2365	5.564,35
MERCEDES	CL 500 5.5 V8	388CV EURO 5	1,6335	7.350,60
MERCEDES	CL 500 5.5 V8 4MATIC	388CV EURO 5	1,7022	7.660,02
MERCEDES	CL 500 BLUEEFF. 4.6	435CV	1,5947	7.176,22
MERCEDES	CL 600 V12	517CV	2,0527	9.237,20
MERCEDES	CL 63 AMG V8	525CV	2,0344	9.154,83
MERCEDES	CLC 160 BLUE EFFICIENCY 129CV	SPORTCOUPÉ	0,6532	2.939,30
MERCEDES	CLC 180 KOMPR TPS 143CV	SPORTCOUPÉ	0,7080	3.185,90
MERCEDES	CLC 200 KOMPR TPS 184CV	SPORTCOUPÉ	0,7273	3.272,87
MERCEDES	CLC 250 V6 204CV	SPORTCOUPÉ EURO 5	0,8459	3.806,41
MERCEDES	CLC 350 V6 272CV	SPORTCOUPÉ	0,8674	3.903,27
MERCEDES	CLK 200 KOMPR. 184CV	CABRIO	0,8586	3.863,71
MERCEDES	CLK 200 KOMPR. 184CV	COUPÉ	0,8117	3.652,63
MERCEDES	CLK 280 V6	231CV CABRIO	0,9508	4.278,51
MERCEDES	CLK 280 V6	231CV COUPÉ	0,8974	4.038,18
MERCEDES	CLK 350 V6	272CV CABRIO	1,0163	4.573,22
MERCEDES	CLK 350 V6	272CV COUPÉ	0,9712	4.370,59
MERCEDES	CLK 500 V8 388CV	CABRIO	1,2111	5.450,14
MERCEDES	CLK 500 V8 388CV	COUPÉ	1,1587	5.214,05
MERCEDES	CLK 63 AMG V8 481CV	CABRIO	1,4742	6.633,75
MERCEDES	CLK 63 AMG V8 481CV	COUPÉ	1,4226	6.401,70
MERCEDES	CLS 300 3.0 V6	231CV EURO 5	1,0227	4.602,27
MERCEDES	CLS 350 3.5 BLUEFFICIENCY	306CV	1,0644	4.789,82
MERCEDES	CLS 350 CGI 3.5 V6	292CV	1,0753	4.838,89
MERCEDES	CLS 500 4.6 BLUEFFICIENCY	408CV	1,2857	5.785,75
MERCEDES	CLS 500 5.5 V8	224CV EURO 5	1,2468	5.610,71
MERCEDES	CLS 63 AMG 5.5	525CV	1,6013	7.205,74
MERCEDES	CLS 63 AMG 514CV	COUPÉ	1,6005	7.202,41
MERCEDES	CLS 63 AMG PERFORMANCE 5.5	558CV	1,7361	7.812,45
MERCEDES	E 200 1.8 184CV BLUEFFICIENCY	BERLINA	0,7631	3.434,07
MERCEDES	E 200 1.8 184CV BLUEFFICIENCY	SW	0,7897	3.553,47
MERCEDES	E 200 2.0	184CV	0,7258	3.266,25
MERCEDES	E 200 2.0 184CV	COUPÉ	0,7307	3.288,15
MERCEDES	E 200 CGI 184CV BLUE EFFICIENCY	BERLINA EURO 5	0,7953	3.578,96
MERCEDES	E 250 1.8 204CV BLUEFFICIENCY	BERLINA	0,8022	3.610,09
MERCEDES	E 250 1.8 204CV BLUEFFICIENCY	SW	0,8248	3.711,79
MERCEDES	E 250 2.0 211CV	COUPÉ	0,7620	3.429,04



MARCA	MODELLO	SERIE	COSTO CHILOMETRICO 15.000 KM	FRINGE BENEFIT ANNUALE
MERCEDES	E 250 CGI 204CV BLUE EFFICIENCY	BERLINA EURO5	0,8540	3.843,00
MERCEDES	E 250 CGI 204CV BLUE EFFICIENCY	COUPÉ EURO 5	0,8444	3.799,61
MERCEDES	E 300 3.5 252CV BLUEEFFICIENCY	BERLINA	0,8696	3.913,07
MERCEDES	E 300 3.5 252CV BLUEEFFICIENCY	SW	0,8897	4.003,57
MERCEDES	E 300 3.5 252CV BLUEEFFICIENCY 4MATIC	BERLINA	0,9039	4.067,37
MERCEDES	E 300 3.5 252CV BLUEEFFICIENCY 4MATIC	SW	0,9093	4.091,95
MERCEDES	E 350 3.5 306CV	CABRIO	0,9810	4.414,61
MERCEDES	E 350 3.5 306CV	COUPÉ	0,9156	4.120,36
MERCEDES	E 350 3.5 306CV BLUEEFFICIENCY	BERLINA	0,9414	4.236,16
MERCEDES	E 350 3.5 306CV BLUEEFFICIENCY	SW	0,9607	4.323,21
MERCEDES	E 350 3.5 306CV BLUEEFFICIENCY 4MATIC	BERLINA	0,9754	4.389,52
MERCEDES	E 350 3.5 306CV BLUEEFFICIENCY 4MATIC	SW	0,9773	4.398,04
MERCEDES	E 350 4MATIC 272CV BLUE EFFICIENCY	BERLINA EURO 5	1,0334	4.650,35
MERCEDES	E 350 CGI 292CV BLUE EFFICIENCY	COUPÉ EURO 5	0,9856	4.435,35
MERCEDES	E 350 CGI 292CV BLUE EFFICIENCY	S.W. EURO5	1,0014	4.506,24
MERCEDES	E 350 CGI V6 292CV BLUE EFFICIENCY	BERLINA EURO 5	0,9811	4.415,01
MERCEDES	E 500 4.7 408CV BLUEEFFICIENCY	SW	1,1574	5.208,14
MERCEDES	E 500 4.6 408CV	CABRIO	1,2104	5.446,77
MERCEDES	E 500 4.6 408CV	COUPÉ	1,1727	5.277,14
MERCEDES	E 500 4.7 408CV BLUEEFFICIENCY	BERLINA	1,1657	5.245,47
MERCEDES	E 500 4.7 408CV BLUEEFFICIENCY 4MATIC	BERLINA	1,1961	5.382,50
MERCEDES	E 500 4.7 408CV BLUEEFFICIENCY 4MATIC	SW	1,1915	5.361,66
MERCEDES	E 500 V8 388CV	BERLINA EURO 5	1,1900	5.354,78
MERCEDES	E 500 V8 388CV	COUPÉ EURO 5	1,1608	5.223,53
MERCEDES	E 500 V8 388CV	S.W. EURO5	1,1879	5.345,43
MERCEDES	E 500 V8 4MATIC 388CV	BERLINA EURO 5	1,1989	5.394,92
MERCEDES	E 63 AMG 5.4 525CV	BERLINA	1,5392	6.926,35
MERCEDES	E 63 AMG 5.4 525CV	SW	1,5632	7.034,34
MERCEDES	E 63 AMG 5.4 557CV	BERLINA	1,5053	6.773,98
MERCEDES	E 63 AMG 5.4 557CV	SW	1,6947	7.626,37
MERCEDES	G 500 387CV	CORTA	1,4121	6.354,44
MERCEDES	G 500 387CV SW	LUNGA	1,4527	6.537,19
MERCEDES	G 500 5.5 387CV	CABRIO	1,4610	6.574,34
MERCEDES	G 500 5.5 387CV	SW	1,4630	6.583,36
MERCEDES	G 55 KOMPRESSOR AMG 507CV	SW LUNGA	1,6708	7.518,78
MERCEDES	GL 450 4.7 340CV	4MATIC EURO5	1,3425	6.041,30
MERCEDES	GL 450 V8 340CV	5 PORTE	1,3209	5.944,12
MERCEDES	GL 500 5.5 388CV	4MATIC EURO5	1,4206	6.392,70
MERCEDES	GL 500 V8 388CV	5 PORTE	1,3900	6.255,15
MERCEDES	GLK 280 4MATIC	231CV	0,9222	4.149,78
MERCEDES	GLK 300 4MATIC 231CV	EURO5	0,9089	4.090,25
MERCEDES	GLK 350 4MATIC	272CV	0,9486	4.268,84
MERCEDES	GLK 350 4MATIC 272CV	EURO5	0,9402	4.230,70
MERCEDES	ML 350 BLUEEFFICIENCY 3.5 306CV	EURO5	1,0164	4.573,89
MERCEDES	ML 350 V6 272CV	EURO 5	1,0207	4.592,99
MERCEDES	ML 500 V8 387CV	EURO 5	1,2162	5.472,81
MERCEDES	ML 63 AMG V8	510CV	1,5715	7.071,86
MERCEDES	R 300	231CV	0,9500	4.275,18
MERCEDES	R 300 2WD 231CV	MY2010	0,9892	4.451,54
MERCEDES	R 350	272CV	0,9890	4.450,50
MERCEDES	R 350 4MATIC	272CV	1,0201	4.590,55
MERCEDES	R 350 V6 272CV	MOD.2007	0,9853	4.433,97
MERCEDES	R 500 4MATIC	388CV	1,2120	5.453,82
MERCEDES	R 500 V8 387CV	MOD. 2007	1,2021	5.409,29
MERCEDES	R350 4MATIC 272CV	MY2010	1,0771	4.847,11



MARCA	MODELLO	SERIE	COSTO CHILOMETRICO 15.000 KM	FRINGE BENEFIT ANNUALE
MERCEDES	R500 4MATIC LUNGA 388CV	MY2010	1,3099	5.894,67
MERCEDES	S 350 V6 272CV	EURO 5	1,2817	5.767,70
MERCEDES	S 350 V6 272CV 4MATIC	EURO 5	1,3153	5.918,96
MERCEDES	S 450 4MATIC V8 340CV	EURO 5	1,4057	6.325,43
MERCEDES	S 450 V8 340 CV	EURO 5	1,3702	6.165,83
MERCEDES	S 500 4.6	455CV	1,4421	6.489,56
MERCEDES	S 500 4MATIC V8 387CV	EURO 5	1,4913	6.711,03
MERCEDES	S 500 V8 387CV	EURO 5	1,4587	6.563,93
MERCEDES	S 600 V12 612CV	EURO 5	2,0278	9.125,27
MERCEDES	S 63 AMG V8	625CV	1,9008	8.553,38
MERCEDES	SL 300 3.0 V6	231CV EURO 5	1,2346	5.555,60
MERCEDES	SL 350 3.5	306CV	1,2739	5.732,42
MERCEDES	SL 350 3.5 V6	315CV EURO 5	1,3095	5.892,63
MERCEDES	SL 400 3.0	333CV	1,2645	5.690,26
MERCEDES	SL 500 4.5	435CV	1,4863	6.688,44
MERCEDES	SL 500 5.5 V8	388CV EURO 5	1,5458	6.955,95
MERCEDES	SL 55 KOMPRESSOR V8	517CV	1,8452	8.303,40
MERCEDES	SL 600 BITURBO V12	517CV	1,8479	8.315,60
MERCEDES	SL 65 BITURBO V12	612CV	2,5097	11.293,56
MERCEDES	SLK 200 CGI 1.8	184CV EURO5	0,7220	3.249,17
MERCEDES	SLK 200 KOMPR.	184CV	0,7779	3.500,50
MERCEDES	SLK 250 CGI 1.8	204CV EURO5	0,7611	3.424,97
MERCEDES	SLK 300 V6	231CV	0,8860	3.987,21
MERCEDES	SLK 350 3.5 306CV	EURO5	0,9330	4.198,47
MERCEDES	SLK 350 V6	305CV	0,9700	4.364,96
MERCEDES	SLK 55 AMG V8	360CV	1,2070	5.431,39
MERCEDES	VANEO 1.6/102CV	FAMILY	0,6032	2.714,59
MERCEDES	VANEO 1.9/125CV	FAMILY	0,6456	2.905,20
MERCEDES	VIANO 3.0 190CV	4 PORTE	0,9044	4.069,61
MERCEDES	VIANO 3.5 231CV	4 PORTE	0,9591	4.315,84
MINI	MINI COOPER ROADSTAR 1.6 122CV	SPIDER	0,5523	2.485,26
MINI	MINI COOPER S ROADSTAR 1.6 184CV	SPIDER	0,6133	2.760,05
MINI	MINI J COOPER WORKS ROADSTAR 1.6 211CV	SPIDER	0,6911	3.109,94
MINI	MINI ONE 1.2	75CV	0,4408	1.983,76
MINI	NUOVA MINI COOPER 1.6	120CV MOD.2008	0,5094	2.292,11
MINI	NUOVA MINI COOPER 1.6 115CV	CABRIO MOD.2008	0,5759	2.591,45
MINI	NUOVA MINI COOPER 1.6 120CV	CLUBMAN	0,5257	2.365,84
MINI	NUOVA MINI COOPER 1.6 122CV	EURO5	0,5126	2.306,75
MINI	NUOVA MINI COOPER 1.6 COUNTRYMAN	122CV	0,5334	2.400,42
MINI	NUOVA MINI COOPER 1.6 PACEMAN	1.6 122 CV	0,5535	2.490,82
MINI	NUOVA MINI COOPER CABRIO 1.6 122CV	EURO5	0,5440	2.447,89
MINI	NUOVA MINI COOPER CLUBMAN 1.6 122CV	EURO5	0,5215	2.346,74
MINI	NUOVA MINI COOPER S 1.6	175CV MOD.2008	0,5737	2.581,54
MINI	NUOVA MINI COOPER S 1.6 170CV	CABRIO MOD.2008	0,6497	2.923,76
MINI	NUOVA MINI COOPER S 1.6 175CV	CLUBMAN	0,5902	2.655,79
MINI	NUOVA MINI COOPER S 1.6 184CV	EURO5	0,5730	2.578,63
MINI	NUOVA MINI COOPER S CABRIO 1.6 184CV	EURO5	0,5996	2.698,25
MINI	NUOVA MINI COOPER S CLUBMAN 1.6 184CV	EURO5	0,5812	2.615,18
MINI	NUOVA MINI COOPER S COUNTRYMAN 1.6	184CV	0,6027	2.712,02
MINI	NUOVA MINI COOPER S PACEMAN	1.6 184 CV	0,6078	2.735,28
MINI	NUOVA MINI JCW 1.6	211CV MOD.2008	0,6564	2.953,94
MINI	NUOVA MINI JCW 1.6 211CV	CLUBMAN	0,6732	3.029,36
MINI	NUOVA MINI JCW 1.6 211CV	EURO5	0,6704	3.017,00
MINI	NUOVA MINI JCW CABRIO 1.6 211CV	EURO5	0,6846	3.080,84
MINI	NUOVA MINI JCW CLUBMAN 1.6 211CV	EURO5	0,6694	3.012,39




MARCA	MODELLO	SERIE	COSTO CHILOMETRICO 15.000 KM	FRINGE BENEFIT ANNUALE
MINI	NUOVA MINI ONE 1.4	95CV MOD.2008	0,4754	2.139,15
MINI	NUOVA MINI ONE 1.6 75CV	EURO5	0,4806	2.162,48
MINI	NUOVA MINI ONE 1.6 90CV	CABRIO MOD.2008	0,5527	2.487,15
MINI	NUOVA MINI ONE 1.6 98CV	EURO5	0,4872	2.192,26
MINI	NUOVA MINI ONE 1.6 COUNTRYMAN	98CV	0,5134	2.310,39
MINI	NUOVA MINI ONE CABRIO 1.6 98CV	EURO5	0,5171	2.327,01
MINI	NUOVA MINI ONE CLUBMAN 1.6 98CV	EURO5	0,4969	2.236,25
MINI	NUOVA MINI ONE MINIMALISM 1.6 75CV	EURO5	0,4732	2.129,21
MINI	NUOVO MINI ONE MINIMALISM 1.6 98CV	EURO5	0,4850	2.182,67
MITSUBISHI	ASX 1.6 117CV	EURO5	0,5083	2.287,28
MITSUBISHI	COLT 1.1/12V	75CV MOD.2004	0,4148	1.866,55
MITSUBISHI	COLT 1.3/16V	95CV MOD.2004	0,4545	2.045,31
MITSUBISHI	COLT 1.5/16V 109CV	CABRIO	0,5083	2.287,18
MITSUBISHI	COLT 1.5/16V T 150CV	CABRIO	0,5757	2.590,78
MITSUBISHI	COLT 1.5/16V TURBO	150CV	0,5372	2.417,25
MITSUBISHI	LANCER 1.5 4P 109CV	MOD.2009	0,5191	2.335,96
MITSUBISHI	LANCER 1.8 4P 143CV	MOD.2009	0,6016	2.707,14
MITSUBISHI	LANCER 1.8 SPORTBACK 143CV	MOD.2009	0,5936	2.671,24
MITSUBISHI	LANCER EVOLUTION 2.0 T S-AWC	295CV	0,9093	4.091,72
MITSUBISHI	OUTLANDER 2.0 2WD	150 CV MOD.2013	0,6152	2.768,47
MITSUBISHI	OUTLANDER 2.0/16V 136CV	4WD	0,6675	3.003,90
MITSUBISHI	OUTLANDER 2.0/16V TURBO	201CV 4WD	0,7218	3.247,99
MITSUBISHI	OUTLANDER 2.4 MIVEC CVT 7 PTI	170CV	0,7732	3.479,49
MITSUBISHI	PAJERO 3.8/24V V6	3 PORTE MOD.2007	0,9746	4.385,80
MITSUBISHI	PAJERO 3.8/24V V6	5 PORTE MOD.2007	1,0251	4.613,06
MITSUBISHI	SPACE STAR 1.0	71 CV MOD.2013	0,3798	1.709,03
MITSUBISHI	SPACE STAR 1.2	80CV MOD.2013	0,4270	1.921,50
NISSAN	370Z 3.7 V6 331CV	COUPÉ	0,9558	4.301,06
NISSAN	CUBE 1.6/16V 110CV	EURO5	0,5224	2.350,84
NISSAN	GT-R 3.8 V6	480CV	1,2816	5.767,16
NISSAN	GT-R 3.8 V6 530CV	EURO5	1,4079	6.335,37
NISSAN	JUKE 1.2 DIG-T	115CV	0,4916	2.212,31
NISSAN	JUKE 1.6 16V	117CV	0,5337	2.401,45
NISSAN	JUKE 1.6 16V	94CV	0,4936	2.221,33
NISSAN	JUKE 1.6 16V DIG-T	190CV	0,5838	2.627,06
NISSAN	JUKE 1.6 16V DIG-T MCVT 4WD	190CV	0,6241	2.808,31
NISSAN	JUKE 1.6 DIG-T	214CV 4WD	0,6620	2.979,11
NISSAN	MICRA 1.2 12V	80CV	0,3882	1.747,06
NISSAN	MICRA 1.2 12V DIG-S	98CV	0,4057	1.825,46
NISSAN	MICRA 1.2 16V	80CV	0,4346	1.955,91
NISSAN	MICRA 1.4 16V	88CV	0,4607	2.073,08
NISSAN	MICRA 1.4/16V 88CV	COUPÉ-CABRIO	0,4971	2.236,94
NISSAN	MICRA 1.6/16V	110CV	0,5181	2.331,63
NISSAN	MICRA 1.6/16V 110CV	COUPÉ-CABRIO	0,5368	2.415,43
NISSAN	MURANO 3.5 V6	256CV	0,9587	4.314,26
NISSAN	NOTE 1.2 12V	80CV MOD.2013	0,4155	1.869,88
NISSAN	NOTE 1.2 12V DSG-S	98CV	0,4433	1.994,83
NISSAN	NOTE 1.4 /16V 88CV	5 PORTE	0,4492	2.021,49
NISSAN	NOTE 1.6/16V 110CV	5 PORTE	0,5026	2.261,73
NISSAN	PIXO 1.0/12V	68CV	0,3493	1.571,96
NISSAN	QASHQAI 1.6	117 CV MOD.2013	0,5294	2.382,16
NISSAN	QASHQAI 1.6/16V	115CV	0,5454	2.454,28
NISSAN	QASHQAI 2.0	140CV MOD.2013	0,6273	2.823,05
NISSAN	QASHQAI 2.0/16V	141CV	0,6333	2.849,67
NISSAN	QASHQAI 2.0/16V 4WD	141CV	0,6607	2.973,03



MARCA	MODELLO	SERIE	COSTO CHILOMETRICO 15.000 KM	FRINGE BENEFIT ANNUALE
NISSAN	QASHQAI+2 1.6/16V	115CV	0,5699	2.564,74
NISSAN	QASHQAI+2 2.0/16V	140CV	0,6522	2.935,12
NISSAN	X-TRAIL 2.0/16V 141CV	MOD.2007	0,6942	3.124,05
NISSAN	X-TRAIL 2.5/16V 169CV	MOD.2007	0,8036	3.616,07
OPEL	ADAM 1.2	70CV	0,4146	1.865,60
OPEL	ADAM 1.2	70CV S&S	0,4278	1.925,06
OPEL	ADAM 1.4	100CV	0,4557	2.050,63
OPEL	ADAM 1.4	100CV S&S	0,4498	2.024,13
OPEL	ADAM 1.4	87CV	0,4499	2.024,52
OPEL	ADAM 1.4	87CV S&S	0,4440	1.998,02
OPEL	AGILA 1.0 12V	68CV	0,3825	1.721,14
OPEL	AGILA 1.0/12V 65CV	MOD.2008	0,3897	1.753,65
OPEL	AGILA 1.2 16V	94CV	0,4118	1.853,10
OPEL	AGILA 1.2 16V 86CV	MOD.2008	0,4305	1.937,16
OPEL	ANTARA 2.4 167CV	4X2	0,6597	2.968,64
OPEL	ANTARA 2.4 167CV	4X4	0,6785	3.053,30
OPEL	ANTARA 2.4/16V	140CV	0,7375	3.318,86
OPEL	ANTARA 3.2 V6	227CV	0,8712	3.920,52
OPEL	ASTRA 1.4/16V 90CV	TWINPORT 5 P. MOD.2004	0,4998	2.249,02
OPEL	ASTRA 1.4/16V 90CV	TWINPORT S.W. MOD.2004	0,5056	2.275,29
OPEL	ASTRA 1.6/16V 115CV	5 PORTE	0,5245	2.360,10
OPEL	ASTRA 1.6/16V 115CV	COUPÉ/CABRIO	0,5748	2.586,39
OPEL	ASTRA 1.6/16V 115CV	S.W.	0,5315	2.391,92
OPEL	ASTRA 1.6/16V T 180CV	COUPÉ CABRIO	0,6614	2.976,10
OPEL	ASTRA 1.8/16V 140CV	5 PORTE	0,5795	2.607,92
OPEL	ASTRA 1.8/16V 140CV	COUPÉ/CABRIO	0,6321	2.844,25
OPEL	ASTRA 1.8/16V 140CV	S.W.	0,5866	2.639,73
OPEL	ASTRA GTC 1.4/14V TWINP.	90CV 3 PORTE	0,5020	2.258,95
OPEL	ASTRA GTC 1.6/16V 115CV	3 PORTE	0,5277	2.374,44
OPEL	ASTRA GTC 1.8/16V	140CV 3 PORTE	0,5795	2.607,92
OPEL	ASTRA GTC 2.0/16V T	240CV OPC	0,7449	3.351,88
OPEL	CASCADA 1.4T	120CV	0,6126	2.756,48
OPEL	CASCADA 1.6T SIDI	170CV	0,6312	2.840,18
OPEL	COMBO 1.4 TWINPORT	90CV TOUR	0,4729	2.127,90
OPEL	CORSA 1.0	65CV	0,3934	1.770,15
OPEL	CORSA 1.0/12V 60CV	MOD.2007	0,4097	1.843,47
OPEL	CORSA 1.2	85CV	0,4135	1.860,54
OPEL	CORSA 1.2/16V 80CV	MOD.2007	0,4284	1.927,96
OPEL	CORSA 1.4	100CV	0,4553	2.048,99
OPEL	CORSA 1.4 T	120CV	0,4764	2.143,92
OPEL	CORSA 1.4/16V 90CV	MOD.2007	0,4612	2.075,59
OPEL	CORSA 1.6 TURBO 16V	150CV	0,5851	2.633,11
OPEL	CORSA OPC 1.6/16V T	192CV	0,6164	2.773,86
OPEL	GT 2.0/16V T	260CV	0,7728	3.477,42
OPEL	INSIGNIA 1.4 T S&S ST	140CV SW	0,6038	2.717,11
OPEL	INSIGNIA 1.4 T S&S	140CV	0,5910	2.659,54
OPEL	INSIGNIA 1.6 T	180CV	0,6309	2.839,23
OPEL	INSIGNIA 1.6 T 180CV	BERLINA EURO 5	0,6385	2.873,08
OPEL	INSIGNIA 1.6 T 180CV	S.W. EURO 5	0,6481	2.916,47
OPEL	INSIGNIA 2.0 T	220CV	0,7407	3.332,98
OPEL	INSIGNIA 2.0 T 220 CV	BERLINA EURO 5	0,7158	3.221,20
OPEL	INSIGNIA 2.0 T 220CV	S.W. EURO 5	0,7180	3.231,21
OPEL	INSIGNIA 2.8 V6 TURBO COSMO 4X4	260CV EURO5	0,8695	3.912,69
OPEL	INSIGNIA ST 1.6 T	180CV SW	0,6422	2.890,06
OPEL	INSIGNIA ST 2.0 T	220CV SW	0,7520	3.383,82




MARCA	MODELLO	SERIE	COSTO CHILOMETRICO 15.000 KM	FRINGE BENEFIT ANNUALE
OPEL	MERIVA 1.4 100CV	EURO5	0,4824	2.170,85
OPEL	MERIVA 1.4 120CV TURBO	EURO5	0,5043	2.269,51
OPEL	MERIVA 1.4 140CV TURBO	EURO5	0,5213	2.346,00
OPEL	MERIVA 1.4/16V	90CV	0,4875	2.193,75
OPEL	MERIVA 1.6/16V	105CV	0,5213	2.345,71
OPEL	MERIVA 1.6/16V T 180CV	OPC	0,6297	2.833,66
OPEL	MERIVA 1.8/16V 125CV	MOD.2006	0,5763	2.593,25
OPEL	MOKKA 1.4T ECOTEC AUT	140CV 4X2	0,5225	2.351,38
OPEL	NUOVA ASTRA 1.4 100CV	EURO5	0,4765	2.144,14
OPEL	NUOVA ASTRA 1.4 120CV	S&S	0,5074	2.283,30
OPEL	NUOVA ASTRA 1.4 TURBO 140CV	EURO5	0,5204	2.341,81
OPEL	NUOVA ASTRA 1.6 115CV	EURO5	0,5341	2.403,52
OPEL	NUOVA ASTRA 1.6 GTC	180CV	0,5912	2.660,58
OPEL	NUOVA ASTRA 1.6 TURBO 180CV	EURO5	0,5903	2.656,13
OPEL	NUOVA ASTRA ST 1.4	101CV S.W.	0,4993	2.246,72
OPEL	NUOVA ASTRA ST 1.4 T	120CV SW	0,5220	2.348,97
OPEL	NUOVA ASTRA ST 1.4 TURBO	140CV S.W.	0,5426	2.441,88
OPEL	NUOVA ASTRA ST 1.6	116CV S.W.	0,5280	2.376,05
OPEL	NUOVA ASTRA ST 1.6 TURBO	180CV S.W.	0,6002	2.700,95
OPEL	TIGRA TWINTOP 1.4/16V	90CV COUPÉ/SPIDER	0,5163	2.323,52
OPEL	TIGRA TWINTOP 1.8/16V	125CV COUPÉ/SPIDER	0,5969	2.686,03
OPEL	VIVARO 2.0/16V 120	117CV COMBI	0,7464	3.358,78
OPEL	ZAFIRA 1.6 16V VVT	115CV ONE	0,5525	2.486,20
OPEL	ZAFIRA 1.6/16V 115CV	MOD.2008	0,5595	2.517,60
OPEL	ZAFIRA 1.8 16V VVT	140CV ONE	0,6035	2.715,79
OPEL	ZAFIRA 1.8/16V 140CV	MOD.2008	0,6016	2.707,13
OPEL	ZAFIRA 2.0/16V TURBO 240CV	MOD.2008	0,7709	3.469,24
OPEL	ZAFIRA TOURER 1.4 T	120CV	0,5688	2.559,78
OPEL	ZAFIRA TOURER 1.4 T	140CV	0,5905	2.657,38
PEUGEOT	1007 1.4	73CV	0,4743	2.134,18
PEUGEOT	1007 1.6/16V	109CV	0,5146	2.315,80
PEUGEOT	107 1.0	68CV	0,3608	1.623,51
PEUGEOT	107 1.0/12V 68CV	EURO5	0,3667	1.650,19
PEUGEOT	2008 1.6 VTI	120CV	0,5108	2.298,38
PEUGEOT	206 1.1 PLUS 60CV	EURO5	0,4069	1.831,06
PEUGEOT	206 PLUS 1.1 60CV	MOD.2009	0,4036	1.816,07
PEUGEOT	207 1.4 16V VTI 95CV	EURO5	0,4602	2.070,79
PEUGEOT	207 1.4 16V VTI 95CV	S.W. EURO5	0,4776	2.149,35
PEUGEOT	207 1.4 73CV	BERLINA	0,4468	2.010,75
PEUGEOT	207 1.4 73CV	EURO5	0,4441	1.998,27
PEUGEOT	207 1.4 73CV	S.W.	0,4633	2.084,98
PEUGEOT	207 1.4 73CV	S.W. EURO5	0,4738	2.132,00
PEUGEOT	207 1.4/16V 88CV	BERLINA	0,4797	2.158,78
PEUGEOT	207 1.4/16V 95CV	BERLINA	0,4703	2.116,13
PEUGEOT	207 1.4/16V 95CV	S.W.	0,4646	2.090,70
PEUGEOT	207 1.6 16V THP 156CV	EURO5	0,5401	2.430,46
PEUGEOT	207 1.6 16V VTI 120CV	EURO5	0,4933	2.219,93
PEUGEOT	207 1.6 16V VTI 120CV	S.W. EURO5	0,5090	2.290,36
PEUGEOT	207 1.6/16V 120CV	BERLINA	0,5062	2.278,04
PEUGEOT	207 1.6/16V 120CV	COUPÉ-CABRIO	0,5418	2.438,22
PEUGEOT	207 1.6/16V 120CV	S.W.	0,5226	2.351,72
PEUGEOT	207 1.6/16V 150CV	BERLINA	0,5352	2.408,33
PEUGEOT	207 1.6/16V 150CV	COUPÉ-CABRIO	0,5866	2.639,69
PEUGEOT	207 1.6/16V 174CV	GTI	0,5925	2.666,23
PEUGEOT	208 1.0 12V VTI	68CV	0,3872	1.742,34




MARCA	MODELLO	SERIE	COSTO CHILOMETRICO 15.000 KM	FRINGE BENEFIT ANNUALE
PEUGEOT	208 1.2 12V E-VTI S&S ETG5	82CV	0,4180	1.880,78
PEUGEOT	208 1.2 12V VTI	82CV	0,4029	1.812,85
PEUGEOT	208 1.4 VTI	95CV	0,4528	2.037,41
PEUGEOT	208 1.6 THP	155CV	0,5323	2.395,23
PEUGEOT	208 1.6 VTI	120CV	0,5012	2.255,61
PEUGEOT	3008 1.2	130CV	0,5125	2.306,40
PEUGEOT	3008 1.6 16V 120CV	EURO5	0,5676	2.554,25
PEUGEOT	3008 1.6 16V 156CV	EURO5	0,6181	2.781,61
PEUGEOT	3008 1.6 16V VTI 120CV	EURO5	0,5729	2.577,83
PEUGEOT	3008 1.6 VTI	120CV	0,5642	2.539,10
PEUGEOT	308 1.2 12V VTI 82CV	MOD.2013	0,4506	2.027,67
PEUGEOT	308 1.4 VTI 98CV	EURO5	0,4976	2.239,04
PEUGEOT	308 1.4 VTI 98CV	S.W. EURO5	0,5052	2.273,54
PEUGEOT	308 1.4/16V 95CV	BERLINA	0,4952	2.228,21
PEUGEOT	308 1.4/16V 95CV	SW	0,4985	2.243,43
PEUGEOT	308 1.6 THP 125CV	MOD.2013	0,5172	2.327,36
PEUGEOT	308 1.6 THP 156CV	CC EURO5	0,6202	2.791,00
PEUGEOT	308 1.6 THP 156CV	EURO5	0,5594	2.517,39
PEUGEOT	308 1.6 THP 156CV	MOD.2013	0,5373	2.417,88
PEUGEOT	308 1.6 THP 156CV	S.W. EURO5	0,5714	2.571,29
PEUGEOT	308 1.6 THP 200CV	CC EURO5	0,6679	3.005,49
PEUGEOT	308 1.6 THP GTI 200CV	EURO5	0,5971	2.686,95
PEUGEOT	308 1.6 VTI 120CV	CC EURO5	0,6003	2.701,26
PEUGEOT	308 1.6 VTI 120CV	EURO5	0,5206	2.342,66
PEUGEOT	308 1.6 VTI 120CV	S.W. EURO5	0,5270	2.371,39
PEUGEOT	308 1.6/16V 120CV	BERLINA	0,5226	2.351,83
PEUGEOT	308 1.6/16V 120CV	SW	0,5330	2.398,36
PEUGEOT	308 1.6/16V 150CV	BERLINA	0,5690	2.560,34
PEUGEOT	308 1.6/16V 150CV	SW	0,5883	2.647,53
PEUGEOT	308 1.6/16V 175CV	BERLINA	0,6061	2.727,61
PEUGEOT	308 1.6/16V 175CV	SW	0,6173	2.777,88
PEUGEOT	407 1.8/16V 125CV	BERLINA	0,5893	2.651,83
PEUGEOT	407 1.8/16V 125CV	S.W.	0,6019	2.708,56
PEUGEOT	5008 1.2 PURETECH	130CV	0,5223	2.350,40
PEUGEOT	5008 1.6 16V 120CV	EURO5	0,5806	2.612,85
PEUGEOT	5008 1.6 16V 156CV	EURO5	0,6127	2.757,11
PEUGEOT	508 1.6 THP	156CV	0,6082	2.736,99
PEUGEOT	508 1.6 VTI	120CV	0,5691	2.560,98
PEUGEOT	508 SW 1.6 THP	156CV	0,6185	2.783,11
PEUGEOT	508 SW 1.6 VTI	120CV	0,5752	2.588,30
PEUGEOT	607 2.2/16V 163CV	BERLINA	0,8379	3.770,67
PEUGEOT	607 3.0 V6 24V 211CV	BERLINA	0,9180	4.130,90
PEUGEOT	807 2.0/16V	140CV	0,6823	3.070,44
PEUGEOT	BIPPER TEPEE 1.4 75CV	MOD.2009	0,4624	2.080,89
PEUGEOT	PARTNER TEPEE 1.6	120CV EURO5	0,5367	2.415,35
PEUGEOT	PARTNER TEPEE 1.6	98CV EURO5	0,5094	2.292,28
PEUGEOT	RANCH 1.6/16V 109CV	MOD.2006	0,5246	2.360,55
PEUGEOT	RCZ 1.6 16V THP	156CV	0,6411	2.885,13
PEUGEOT	RCZ 1.6 16V THP	200CV	0,6712	3.020,45
PORSCHE	911 CARRERA 3.5 350CV	CABRIO	1,3545	6.095,29
PORSCHE	911 CARRERA 3.5 350CV	COUPÉ 2012	1,2846	5.780,48
PORSCHE	911 CARRERA 345CV	CABRIO	1,3623	6.130,15
PORSCHE	911 CARRERA 345CV	COUPÉ	1,2466	5.609,80
PORSCHE	911 CARRERA 4S 385CV	CABRIO	1,5324	6.895,69
PORSCHE	911 CARRERA 4S 385CV	COUPÉ	1,4427	6.492,07



MARCA	MODELLO	SERIE	COSTO CHILOMETRICO 15.000 KM	FRINGE BENEFIT ANNUALE
PORSCHE	911 CARRERA QUATTRO	345CV CABRIO	1,4220	6.399,00
PORSCHE	911 CARRERA QUATTRO	345CV COUPÉ	1,3314	5.991,21
PORSCHE	911 CARRERA S 3.8 400CV	CABRIO	1,5096	6.793,32
PORSCHE	911 CARRERA S 3.8 400CV	COUPÉ 2012	1,4133	6.359,77
PORSCHE	911 CARRERA S 385CV	CABRIO	1,4736	6.631,02
PORSCHE	911 CARRERA S 385CV	COUPÉ	1,3829	6.223,22
PORSCHE	911 TURBO 480CV	COUPÉ	1,7891	8.051,13
PORSCHE	BOXSTER 2.7	245CV	0,9087	4.088,97
PORSCHE	BOXSTER 2.7	265CV	0,9333	4.199,64
PORSCHE	BOXSTER 2.9	256CV	0,9887	4.449,11
PORSCHE	BOXSTER 3.4 S	310CV	1,0822	4.869,70
PORSCHE	BOXSTER 3.4 S	315CV	1,0409	4.684,23
PORSCHE	BOXSTER S 3.4	295CV	1,0366	4.664,83
PORSCHE	BOXSTER SPYDER 3.4 24V	320CV	1,1373	5.117,67
PORSCHE	CAYENNE TURBO 4.8	500CV	1,5961	7.182,51
PORSCHE	CAYENNE 3.6	300CV	1,0572	4.757,47
PORSCHE	CAYENNE 3.6 V6	290CV	1,0545	4.745,16
PORSCHE	CAYENNE 3.6 V6	420CV	1,2096	5.443,07
PORSCHE	CAYENNE 4.8 V8	520CV	1,5988	7.194,51
PORSCHE	CAYENNE GTS	405CV	1,3137	5.911,65
PORSCHE	CAYENNE S 4.8 V8	385CV	1,2264	5.518,66
PORSCHE	CAYENNE S 4.8	400CV	1,2158	5.471,06
PORSCHE	CAYENNE S HYBRID 3.0	333CV	1,1452	5.153,57
PORSCHE	CAYENNE TURBO 4.8 V8	500CV	1,5712	7.070,59
PORSCHE	CAYENNE TURBO S 4.8 V8	549CV	1,7270	7.771,58
PORSCHE	CAYMAN 2.7	245CV	0,9415	4.236,92
PORSCHE	CAYMAN 2.7	275CV	0,9404	4.231,76
PORSCHE	CAYMAN 2.9	265CV	0,9972	4.487,32
PORSCHE	CAYMAN 3.4 S	325CV	1,0576	4.759,20
PORSCHE	CAYMAN R 3.4	330CV	1,1746	5.285,50
PORSCHE	CAYMAN S 3.4	295CV	1,0659	4.796,61
PORSCHE	CAYMAN S 3.4	320CV	1,1192	5.036,59
PORSCHE	PANAMERA 3.6	300CV	1,2630	5.683,65
PORSCHE	PANAMERA 3.6	310CV	1,2360	5.562,18
PORSCHE	PANAMERA 3.6 4	300CV	1,2917	5.812,80
PORSCHE	PANAMERA 4 3.6	310CV	1,2797	5.758,70
PORSCHE	PANAMERA 4.8 GTS	430CV	1,5939	7.172,64
PORSCHE	PANAMERA 4.8 TURBO S	550CV	2,0476	9.214,14
PORSCHE	PANAMERA 4S 3.0	420CV	1,4669	6.600,93
PORSCHE	PANAMERA 4S 4.8 8V	400CV	1,4818	6.667,92
PORSCHE	PANAMERA GTS 4.8	441CV	1,6375	7.368,55
PORSCHE	PANAMERA S 3.0	420CV	1,4214	6.396,26
PORSCHE	PANAMERA S 4.8 8V	400CV	1,4441	6.498,32
PORSCHE	PANAMERA TURBO 4.8	519CV	1,8010	8.104,70
PORSCHE	PANAMERA TURBO 4.8 8V	500CV	1,8167	8.175,30
RENAULT	CLIO 0.9 TCE 12V	90CV S&S	0,4221	1.899,42
RENAULT	CLIO 1.2	75CV	0,4255	1.914,97
RENAULT	CLIO 1.2 16V 101CV SPORTOUR	SW	0,4529	2.038,23
RENAULT	CLIO 1.2 16V 75CV SPORTOUR	SW	0,4377	1.969,67
RENAULT	CLIO 1.2 75CV	BERLINA	0,4272	1.922,23
RENAULT	CLIO 1.2 TCE	120CV	0,4616	2.077,37
RENAULT	CLIO 1.2 TCE 101CV	BERLINA	0,4458	2.005,95
RENAULT	CLIO 1.6 130CV	GT GORDINI	0,5326	2.396,76
RENAULT	CLIO 1.6 16V 111CV SPORTOUR	SW	0,5157	2.320,49
RENAULT	CLIO 1.6 T 200CV	RS	0,5849	2.632,03



MARCA	MODELLO	SERIE	COSTO CHILOMETRICO 15.000 KM	FRINGE BENEFIT ANNUALE
RENAULT	CLIO 2.0 203CV RS	BERLINA	0,6438	2.897,12
RENAULT	CLIO 2.0/16V	200CV	0,6475	2.913,82
RENAULT	CLIO SPORTER 1.2	75CV SW	0,4476	2.014,01
RENAULT	CLIO SPORTER 1.2 TCE	120CV SW	0,4820	2.169,18
RENAULT	CLIO SPORTER 900 TCE	90CV SW	0,4294	1.932,33
RENAULT	CLIO STORIA 1.2/58CV	MOD.2004	0,4032	1.814,62
RENAULT	ESPACE 1.6 TCE	200CV	0,6649	2.992,10
RENAULT	ESPACE 2.0/16V 136CV	MOD.2006	0,6950	3.127,50
RENAULT	GRAND MODUS 1.2/16V	101CV	0,4609	2.074,03
RENAULT	GRAND MODUS 1.2/16V	75CV	0,4425	1.991,12
RENAULT	GRAND MODUS 1.6/16V	113CV	0,5205	2.342,14
RENAULT	KANGOO 1.6	105CV	0,5260	2.367,16
RENAULT	KANGOO 1.6 16V 105CV	MOD.2008	0,5435	2.445,57
RENAULT	KANGOO 1.6/16V	90CV	0,5315	2.391,86
RENAULT	KOLEOS 2.5/16V 4X2	170CV	0,6884	3.097,71
RENAULT	KOLEOS 2.5/16V 4X4	170CV	0,7202	3.240,99
RENAULT	LAGUNA 2.0 TURBO 205CV	COUPÉ	0,7758	3.490,91
RENAULT	LAGUNA 2.0/16V 140CV	BERLINA	0,6447	2.901,02
RENAULT	LAGUNA 2.0/16V 140CV	SPORTOUR S.W.	0,6520	2.933,89
RENAULT	LAGUNA 2.0/T 205CV	GT BERLINA	0,7220	3.249,06
RENAULT	LAGUNA 2.0/T 205CV	GT SPORTOUR SW	0,7298	3.284,11
RENAULT	LAGUNA 3.5 V6 240CV	COUPÉ	0,8819	3.968,45
RENAULT	MEGANE 1.2 TCE	116CV	0,4816	2.167,02
RENAULT	MEGANE 1.4 TCE 130CV	EURO5	0,5302	2.385,69
RENAULT	MEGANE 1.4 TCE 130CV	EURO5 COUPÉ	0,5175	2.328,53
RENAULT	MEGANE 1.4 TCE 130CV	EURO5 SPORT TOUR	0,5397	2.428,67
RENAULT	MEGANE 1.6	110CV	0,5237	2.356,43
RENAULT	MEGANE 1.6 110CV	EURO5	0,5356	2.410,03
RENAULT	MEGANE 1.6 110CV	EURO5 COUPÉ	0,5345	2.405,38
RENAULT	MEGANE 1.6 110CV	EURO5 SPORT TOUR	0,5461	2.457,37
RENAULT	MEGANE 2.0 TCE	180CV	0,6370	2.866,62
RENAULT	MEGANE 2.0 TCE 16V GT	180CV EURO5 COUPÉ	0,6485	2.918,19
RENAULT	MEGANE C-C 1.2 TCE	130CV	0,4818	2.168,19
RENAULT	MEGANE C-C 1.6	110CV	0,5874	2.643,17
RENAULT	MEGANE COUPÉ 1.2	130CV	0,4745	2.135,09
RENAULT	MEGANE COUPÉ 2.0	265CV	0,6588	2.964,46
RENAULT	MEGANE COUPÉ RS 2.0 T	275CV	0,7556	3.399,98
RENAULT	MEGANE III 1.4/16V 130CV S.TOUR	MOD.2009 S.W.	0,5315	2.391,55
RENAULT	MEGANE III 1.6/ 16V 110CV	MOD. 2009 COUPÉ	0,5353	2.408,88
RENAULT	MEGANE III 1.6/16V 110CV	MOD.2009	0,5217	2.347,74
RENAULT	MEGANE III 1.6/16V 110CV S.TOUR	MOD.2009 S.W.	0,5274	2.373,47
RENAULT	MEGANE III 2.0 T 250CV RS	COUPÉ	0,7204	3.241,80
RENAULT	MEGANE III 2.0/16V 140CV	MOD.2009	0,6018	2.708,25
RENAULT	MEGANE III 2.0/16V 140CV	MOD.2009 COUPÉ	0,6063	2.728,37
RENAULT	MEGANE III 2.0/16V 180CV	MOD.2009 COUPÉ	0,6145	2.765,22
RENAULT	MEGANE III C-C 1.4 16V 130CV	EURO5 COUPÉ	0,6145	2.765,14
RENAULT	MEGANE SPORTOUR 1.2	116CV SW	0,4802	2.160,97
RENAULT	MEGANE SPORTOUR 1.6	110CV SW	0,5218	2.348,03
RENAULT	MEGANE ST 1.2 TCE	130CV SW	0,5043	2.269,44
RENAULT	MODUS 1.2/16V 101CV	MOD.2008	0,4609	2.074,03
RENAULT	MODUS 1.2/16V 75CV	MOD.2008	0,4425	1.991,12
RENAULT	MODUS 1.6/16V 113CV	MOD.2008	0,5421	2.439,53
RENAULT	SCENIC 1.4 130CV	MOD. 2012	0,5859	2.636,66
RENAULT	SCENIC 1.4/16V 130CV	MOD.2009	0,5795	2.607,60
RENAULT	SCENIC 1.6 110CV	MOD. 2012	0,5540	2.493,21




MARCA	MODELLO	SERIE	COSTO CHILOMETRICO 15.000 KM	FRINGE BENEFIT ANNUALE
RENAULT	SCENIC 1.6/16V 110CV	MOD.2009	0,5656	2.545,07
RENAULT	SCENIC X.MOD 1.2	115CV	0,5023	2.260,15
RENAULT	SCENIC X-MOD 1.2	130CV	0,5313	2.390,93
RENAULT	SCENIC X-MOD 1.4 130CV	MOD. 2012	0,5721	2.574,35
RENAULT	SCENIC X-MOD 1.4/16V	130CV	0,5657	2.545,71
RENAULT	SCENIC X-MOD 1.6 110CV	MOD. 2012	0,5397	2.428,50
RENAULT	SCENIC X-MOD 1.6/16V	110CV	0,5573	2.507,97
RENAULT	TWINGO 1.0 SCE	70CV MY2014	0,3690	1.660,48
RENAULT	TWINGO 1.2 16V 101CV	EURO5	0,4395	1.977,96
RENAULT	TWINGO 1.2 16V 75CV	EURO5	0,3883	1.747,48
RENAULT	TWINGO 1.2/16V 75CV	MOD.2007	0,4053	1.823,81
RENAULT	TWINGO 1.2/16V T 100CV	MOD.2007	0,4462	2.007,86
RENAULT	TWINGO 1.2/8V 60CV	MOD.2007	0,3945	1.775,33
RENAULT	TWINGO 1.6 16V RS 133CV	MY2010	0,4871	2.191,95
RENAULT	TWINGO 1.6/16V RS	133CV	0,5077	2.284,74
RENAULT	WIND 1.2 16V 101CV	CABRIOLET	0,4955	2.229,75
RENAULT	WIND 1.6 16V 133CV	CABRIOLET	0,5418	2.438,22
SAAB	9-3 CABRIO 1.8T	150CV	0,7572	3.407,21
SAAB	9-3 CABRIO 2.0T 175CV	MOD.2008	0,7784	3.502,92
SAAB	9-3 CABRIO 2.0T 210CV	MOD.2008	0,8344	3.754,89
SAAB	9-3 CABRIO 2.8 V6 T	280CV MOD.2008	0,9741	4.383,63
SAAB	9-3 SPORT SEDAN 1.8I	122CV MOD.2008	0,6634	2.985,27
SAAB	9-3 SPORT SEDAN 1.8T	150CV MOD.2008	0,6841	3.078,23
SAAB	9-3 SPORT SEDAN 2.0T	175CV MOD.2008	0,7142	3.213,89
SAAB	9-3 SPORT SEDAN 2.0T	210CV MOD.2008	0,7879	3.545,33
SAAB	9-3 SPORT SEDAN 2.8 V6 T	280CV MOD.2008	0,9147	4.115,93
SAAB	9-3 SPORRHATCH 1.8I	122CV S.W.MOD.2008	0,6768	3.045,52
SAAB	9-3 SPORRHATCH 1.8T	150CV S.W. MOD.2008	0,7039	3.167,66
SAAB	9-3 SPORRHATCH 2.0 XWD	210CV MOD.2008	0,8158	3.671,27
SAAB	9-3 SPORRHATCH 2.0T	175CV S.W. MOD.2008	0,7337	3.301,57
SAAB	9-3 SPORRHATCH 2.0T	210CV S.W. MOD.2008	0,7837	3.526,78
SAAB	9-3 SPORRHATCH 2.8 V6 T	280CV MOD.2008	0,9357	4.210,56
SAAB	9-5 1.6 TURBO	180CV	0,7295	3.282,75
SAAB	9-5 2.0 TURBO	220CV	0,7960	3.581,95
SAAB	9-5 2.0T 150CV	BERLINA MOD.2008	0,7446	3.350,72
SAAB	9-5 2.0T 150CV	S.W. MOD.2008	0,7593	3.416,89
SAAB	9-5 2.3T 185CV	BERLINA MOD.2008	0,7907	3.558,06
SAAB	9-5 2.3T 185CV	S.W. MOD.2008	0,8063	3.628,40
SAAB	9-5 2.3T 260CV	BERLINA MOD.2008	0,8571	3.856,93
SAAB	9-5 2.3T 260CV	S.W. MOD.2008	0,8662	3.898,08
SAAB	9-5 2.8 V6 TURBO AUT. XWD	301CV	1,0823	4.870,33
SAAB	9-7X 4.2 V6 295CV	5 PORTE	1,0366	4.664,73
SAAB	9-7X 5.3 V8 305CV	5 PORTE	1,0704	4.816,99
SEAT	ALHAMBRA 1.4 TSI	150CV EURO5	0,6416	2.887,08
SEAT	ALHAMBRA 1.8/16V TURBO	150CV MOD.2005	0,6935	3.120,69
SEAT	ALTEA 1.4 TSI	125CV	0,5671	2.551,99
SEAT	ALTEA 1.4/16V	85CV	0,5094	2.292,39
SEAT	ALTEA 1.6 102CV	5 PORTE	0,5456	2.455,39
SEAT	ALTEA 1.8/16V TFSI	160CV	0,6242	2.808,79
SEAT	ALTEA XL 1.2 TSI	105CV EURO5	0,4947	2.225,97
SEAT	ALTEA XL 1.4	85CV	0,5090	2.290,50
SEAT	ALTEA XL 1.4	86CV EURO5	0,5115	2.301,81
SEAT	ALTEA XL 1.4 TSI	125CV	0,5555	2.499,61
SEAT	ALTEA XL 1.4 TSI	125CV EURO5	0,5443	2.449,31
SEAT	ALTEA XL 1.6	102CV	0,5409	2.433,97




MARCA	MODELLO	SERIE	COSTO CHILOMETRICO 15.000 KM	FRINGE BENEFIT ANNUALE
SEAT	ALTEA XL 1.8 TSI	160CV	0,6124	2.755,70
SEAT	EXEO 1.6/16V 102CV	EURO 5	0,5748	2.586,69
SEAT	EXEO 2.0/16V TSI 200CV	EURO 5	0,6681	3.006,27
SEAT	EXEO ST 1.6 102CV	S.W.	0,5874	2.643,49
SEAT	EXEO ST 2.0 TSI 200CV	S.W.	0,6814	3.066,40
SEAT	IBIZA 1.0	75CV	0,3995	1.797,71
SEAT	IBIZA 1.0	95CV	0,4052	1.823,62
SEAT	IBIZA 1.2	110CV	0,4323	1.945,14
SEAT	IBIZA 1.2	90CV	0,4216	1.897,06
SEAT	IBIZA 1.2 60 CV	EURO5	0,4200	1.889,78
SEAT	IBIZA 1.2 60CV	EURO5	0,4086	1.838,92
SEAT	IBIZA 1.2 69CV	EURO5	0,4325	1.946,12
SEAT	IBIZA 1.2 70 CV	EURO5	0,4208	1.893,55
SEAT	IBIZA 1.2 TSI	86CV	0,4374	1.968,49
SEAT	IBIZA 1.2 TSI 105CV	EURO5	0,4444	1.999,78
SEAT	IBIZA 1.2/12V	70CV	0,4290	1.930,66
SEAT	IBIZA 1.2/12V 70CV	MOD.2008	0,4250	1.912,41
SEAT	IBIZA 1.4	85CV	0,4576	2.059,02
SEAT	IBIZA 1.4 85CV	EURO5	0,4548	2.046,57
SEAT	IBIZA 1.4 BI TURBO FR	150CV	0,5563	2.503,31
SEAT	IBIZA 1.4 TSI DSG 180CV	CUPRA EURO5	0,5841	2.628,62
SEAT	IBIZA 1.4/16V	85CV	0,4644	2.089,89
SEAT	IBIZA 1.4/16V 85CV	MOD.2008	0,4486	2.018,58
SEAT	IBIZA 1.6/16V 105CV SPORT	MOD.2008	0,5124	2.305,73
SEAT	IBIZA ST 1.2 69CV	STATION WAGON	0,4327	1.947,10
SEAT	IBIZA ST 1.2 TSI 105CV	STATION WAGON	0,4573	2.057,88
SEAT	IBIZA ST 1.2 TSI DGS	105 CV	0,4744	2.134,58
SEAT	IBIZA ST 1.4 85CV	STATION WAGON	0,4780	2.151,06
SEAT	LEON 1.2 TSI	110CV	0,4918	2.212,89
SEAT	LEON 1.2 TSI 86CV SC	EURO5	0,4665	2.099,17
SEAT	LEON 1.2 TSI SC S&S	105CV EURO5	0,4871	2.191,83
SEAT	LEON 1.4 TSI SC S&S FR	122CV EURO5	0,5206	2.342,68
SEAT	LEON 1.4/16V 125CV	MOD.2009	0,5303	2.386,49
SEAT	LEON 1.4/16V 85CV	MOD.2009	0,4931	2.219,09
SEAT	LEON 1.6/16V 102CV	MOD.2009	0,5433	2.445,00
SEAT	LEON 1.8/16V 160CV	MOD.2009	0,5943	2.674,33
SEAT	LEON 2.0 TSI 280CV	CUPRA	0,6651	2.992,86
SEAT	LEON 2.0 TSI CUPRA 241CV	EURO 5	0,6975	3.138,60
SEAT	LEON 2.0 TSI FR 211CV	EURO 5	0,6507	2.928,24
SEAT	LEON ST 1.2 TSI 105CV	SW MY2014	0,5030	2.263,59
SEAT	LEON ST 1.2 TSI 86CV	SW MY2014	0,4717	2.122,59
SEAT	LEON ST 1.4 TSI 122CV	SW MY2014	0,5329	2.398,12
SEAT	MII 1.0	60CV	0,3815	1.716,75
SEAT	MII 1.0	75CV	0,3889	1.749,83
SEAT	TOLEDO 1.2 TSI	105CV	0,4822	2.170,01
SEAT	TOLEDO 1.2 TSI	86CV	0,4495	2.022,61
SKODA	CITIGO 1.0	60CV	0,3666	1.649,78
SKODA	CITIGO 1.0	75CV	0,3763	1.693,34
SKODA	FABIA 1.2 12V 70CV	EURO5	0,4304	1.936,70
SKODA	FABIA 1.2 6V 60CV	EURO5	0,4078	1.835,18
SKODA	FABIA 1.2 TSI	90CV	0,4287	1.929,10
SKODA	FABIA 1.2 TSI 105CV	EURO5	0,4505	2.027,22
SKODA	FABIA 1.2 TSI 86CV	EURO5	0,4354	1.959,30
SKODA	FABIA 1.2/60CV	MOD.2007	0,4062	1.828,01
SKODA	FABIA 1.2/70CV	MOD.2007	0,4249	1.912,23




MARCA	MODELLO	SERIE	COSTO CHILOMETRICO 15.000 KM	FRINGE BENEFIT ANNUALE
SKODA	FABIA 1.4 TSI 180CV DSG	EURO5	0,5492	2.471,24
SKODA	FABIA 1.4/16V 86CV	MOD.2007	0,4549	2.047,27
SKODA	FABIA 1.6/16V 105CV	MOD.2007	0,4866	2.189,56
SKODA	FABIA WAGON 1.2 12V 70CV	EURO5	0,4452	2.003,50
SKODA	FABIA WAGON 1.2 60CV SW	MOD.2008	0,4115	1.851,66
SKODA	FABIA WAGON 1.2 6V 60CV	EURO5	0,4208	1.893,53
SKODA	FABIA WAGON 1.2 70CV SW	MOD.2008	0,4296	1.933,27
SKODA	FABIA WAGON 1.2 TSI 105CV	EURO5	0,4666	2.099,83
SKODA	FABIA WAGON 1.2 TSI 86CV	EURO5	0,4531	2.039,09
SKODA	FABIA WAGON 1.4 86CV SW	MOD.2008	0,4602	2.070,91
SKODA	FABIA WAGON 1.4 TSI 180CV	EURO5	0,5547	2.496,24
SKODA	FABIA WAGON 1.6 105CV SW	MOD.2008	0,4951	2.227,75
SKODA	OCTAVIA 1.2	105CV	0,4644	2.089,89
SKODA	OCTAVIA 1.2 TSI	110CV	0,4678	2.104,94
SKODA	OCTAVIA 1.2 TSI 105CV	EURO5	0,4922	2.214,74
SKODA	OCTAVIA 1.4	140CV	0,5196	2.338,02
SKODA	OCTAVIA 1.4 122CV	MOD.2009	0,5368	2.415,44
SKODA	OCTAVIA 1.4 TSI	150CV	0,5219	2.348,70
SKODA	OCTAVIA 1.4 TSI 122CV	EURO5	0,5392	2.426,58
SKODA	OCTAVIA 1.6 102CV	BERLINA MOD.2004	0,5477	2.464,67
SKODA	OCTAVIA 1.6 16V 102CV	BERLINA	0,5438	2.447,09
SKODA	OCTAVIA 1.8 160CV	BERLINA	0,6159	2.771,64
SKODA	OCTAVIA 1.8 TFSI 160CV	EURO5	0,6251	2.812,80
SKODA	OCTAVIA 1.8 TSI	180CV	0,5983	2.692,32
SKODA	OCTAVIA 2.0	220CV	0,6149	2.767,17
SKODA	OCTAVIA 2.0 200CV	BERLINA	0,6684	3.007,76
SKODA	OCTAVIA 2.0 TFSI RS 200CV	EURO5	0,6719	3.023,34
SKODA	OCTAVIA 2.0/16V TFSI 200CV	RS BERLINA	0,6563	2.953,26
SKODA	OCTAVIA S.W. 1.4 122CV	MOD.2009	0,5354	2.409,08
SKODA	OCTAVIA S.W. 1.8 160CV 4X4	MOD.2009	0,6405	2.882,04
SKODA	OCTAVIA WAGON 1.2 TSI	105CV SW	0,4791	2.155,93
SKODA	OCTAVIA WAGON 1.2 TSI	110CV SW	0,4824	2.170,66
SKODA	OCTAVIA WAGON 1.2 TSI 105CV	EURO5	0,5000	2.249,91
SKODA	OCTAVIA WAGON 1.4 TSI	140CV SW	0,5324	2.395,72
SKODA	OCTAVIA WAGON 1.4 TSI	150CV SW	0,5829	2.622,97
SKODA	OCTAVIA WAGON 1.4 TSI 122CV	EURO5	0,5471	2.461,76
SKODA	OCTAVIA WAGON 1.6	102CV S.W. MOD.2005	0,5476	2.463,99
SKODA	OCTAVIA WAGON 1.8 TFSI	160CV S.W.	0,6145	2.765,20
SKODA	OCTAVIA WAGON 1.8 TFSI 160CV	EURO5	0,6321	2.844,34
SKODA	OCTAVIA WAGON 1.8 TFSI 160CV 4X4	EURO5	0,6616	2.976,98
SKODA	OCTAVIA WAGON 1.8 TSI	180CV SW	0,6059	2.726,48
SKODA	OCTAVIA WAGON 2.0 TFSI RS 200CV	EURO5	0,6789	3.054,92
SKODA	OCTAVIA WAGON 2.0/16V TFSI	200CV RS S.W.	0,6760	3.042,11
SKODA	RAPID 1.2	75CV	0,4488	2.019,61
SKODA	RAPID 1.2 TSI	105CV	0,4570	2.056,33
SKODA	RAPID 1.2 TSI	110CV	0,4699	2.114,45
SKODA	RAPID 1.2 TSI	86CV	0,4411	1.985,02
SKODA	RAPID 1.2 TSI	90CV	0,4512	2.030,41
SKODA	RAPID 1.4 TSI DSG	122CV	0,5001	2.250,33
SKODA	RAPID SPACEBACK 1.2 TSI	105CV SW	0,4727	2.127,28
SKODA	RAPID SPACEBACK 1.2 TSI	86CV SW	0,4492	2.021,21
SKODA	RAPID SPACEBACK 1.4 TSI	122CV SW	0,5210	2.344,63
SKODA	ROOMSTER 1.2 12V 70CV	EURO5	0,4412	1.985,54
SKODA	ROOMSTER 1.2 TSI 105CV	EURO5	0,4837	2.176,77
SKODA	ROOMSTER 1.2 TSI 86CV	EURO5	0,4608	2.073,80




MARCA	MODELLO	SERIE	COSTO CHILOMETRICO 15.000 KM	FRINGE BENEFIT ANNUALE
SKODA	ROOMSTER 1.2/12V	70CV	0,4435	1.995,80
SKODA	ROOMSTER 1.4/16V	86CV	0,4826	2.171,79
SKODA	ROOMSTER 1.6/16V	105CV	0,5104	2.296,63
SKODA	SUPERB 1.4 TSI 125CV	BERLINA EURO5	0,5675	2.553,80
SKODA	SUPERB 1.4 TSI 125CV	WAGON EURO5	0,5769	2.596,13
SKODA	SUPERB 1.8 TSI 160CV	BERLINA EURO5	0,6490	2.920,31
SKODA	SUPERB 1.8 TSI 160CV	MOD.2008	0,6182	2.781,71
SKODA	SUPERB 1.8 TSI 160CV	WAGON EURO5	0,6518	2.933,14
SKODA	SUPERB 1.8 TSI 4X4 160CV	BERLINA EURO5	0,6871	3.091,82
SKODA	SUPERB 1.8 TSI 4X4 160CV	WAGON EURO5	0,6915	3.111,58
SKODA	SUPERB 2.0 TSI 200CV	BERLINA EURO5	0,7254	3.264,31
SKODA	SUPERB 2.0 TSI 200CV	WAGON EURO5	0,7355	3.309,87
SKODA	SUPERB 3.6 FSI 4X4 260CV	BERLINA EURO5	0,8842	3.978,77
SKODA	SUPERB 3.6 FSI 4X4 260CV	WAGON EURO5	0,8934	4.020,17
SKODA	YETI 1.2 TSI	105CV	0,4951	2.227,91
SKODA	YETI 1.2 TSI 105CV	EURO5	0,5100	2.294,90
SKODA	YETI 1.4 TSI	122CV	0,5205	2.342,03
SKODA	YETI 1.8 TSI	160CV	0,6537	2.941,65
SMART	FORTWO 1000 102CV	CABRIO	0,4703	2.116,32
SMART	FORTWO 1000 102CV	COUPÉ	0,4478	2.015,28
SMART	FORTWO 1000 61CV	COUPÉ	0,3556	1.600,26
SMART	FORTWO 1000 61CV	COUPÉ EURO5	0,3670	1.651,40
SMART	FORTWO 1000 71CV	CABRIO	0,3807	1.713,11
SMART	FORTWO 1000 71CV	COUPÉ	0,3662	1.647,72
SMART	FORTWO 1000 71CV	COUPÉ EURO5	0,3779	1.700,40
SMART	FORTWO 1000 71CV MHD	CABRIO EURO5	0,3926	1.766,58
SMART	FORTWO 1000 84CV	CABRIO	0,4176	1.879,30
SMART	FORTWO 1000 84CV	CABRIO EURO5	0,4293	1.931,81
SMART	FORTWO 1000 84CV	COUPÉ	0,3983	1.792,23
SMART	FORTWO 1000 84CV	COUPÉ EURO5	0,4084	1.838,01
SMART	FORTWO 1000 98CV	CABRIO EURO5	0,4805	2.162,25
SMART	FORTWO 1000 98CV	COUPÉ EURO5	0,4549	2.046,96
SMART	FORTWO CABRIO 71CV	MOD. 2007	0,3986	1.793,54
SMART	FORTWO CABRIO 84CV	MOD. 2007	0,4193	1.886,78
SMART	FORTWO COUPÉ 61CV	MOD. 2007	0,3690	1.660,33
SMART	FORTWO COUPÉ 71CV	MOD. 2007	0,3780	1.700,96
SMART	FORTWO COUPÉ 84CV	MOD. 2007	0,4002	1.800,81
SMART	FORTWO COUPÉ 98CV	MOD. 2007	0,4468	2.010,47
SSANGYONG	ACTYON 2.3 4WD	5 PORTE	0,7433	3.345,02
SSANGYONG	REXTON 3.2/24V V6	5 PORTE MOD. 2007	0,9571	4.307,04
SUBARU	B9 TRIBECA 3.6 V6	258CV	1,0361	4.662,55
SUBARU	BRZ 2.0	200CV	0,6803	3.061,44
SUBARU	FORESTER 2.0 CVT	241CV	0,7759	3.491,70
SUBARU	FORESTER 2.0X	150CV	0,6876	3.093,98
SUBARU	FORESTER 2.0X 150CV	EURO5	0,6640	2.988,21
SUBARU	IMPREZA 1.5/16V 107CV	S.W.	0,5346	2.405,68
SUBARU	IMPREZA 2.0/16V 150CV	S.W.	0,6332	2.849,22
SUBARU	JUSTY 1.0 12V	69CV	0,4117	1.852,53
SUBARU	LEGACY 2.0/16V 150CV	BERLINA	0,6951	3.127,82
SUBARU	LEGACY 2.0/16V 150CV	S.W.	0,7070	3.181,72
SUBARU	LEGACY 2.0i 150CV	SW	0,6803	3.061,47
SUBARU	LEGACY 3.0/24V V6 245CV	S.W. MOD.2006	0,9820	4.418,85
SUBARU	OUTBACK 2.5/16V	173CV	0,7865	3.539,35
SUBARU	OUTBACK 2.5/16V 165CV	AWD 5PORTE	0,7773	3.497,63
SUBARU	OUTBACK 2.5i CVT	167CV	0,7609	3.424,14



MARCA	MODELLO	SERIE	COSTO CHILOMETRICO 15.000 KM	FRINGE BENEFIT ANNUALE
SUBARU	OUTBACK 3.0/24V V6	245CV AWD 5 PORTE	0,9215	4.146,60
SUBARU	TREZIA 1.3	99CV	0,4599	2.069,56
SUBARU	WRX STI 2.5 300CV	EURO5	0,9037	4.066,74
SUZUKI	ALTO 1.0 68CV	5 PORTE	0,3405	1.532,36
SUZUKI	GRAN VITARA 1.6	105CV	0,5818	2.618,02
SUZUKI	GRAN VITARA 2.4	166CV	0,6972	3.137,46
SUZUKI	GRAND VITARA 1.6/16V	106CV 3 PORTE	0,6121	2.754,32
SUZUKI	GRAND VITARA 2.0/16V	140CV 5 PORTE	0,6709	3.019,10
SUZUKI	IGNIS 1.3/16V 94CV	5 PORTE	0,4579	2.060,59
SUZUKI	IGNIS 1.5/16V 99CV	4X4 5 PORTE	0,4875	2.193,60
SUZUKI	JIMNY 1.3/16V 80CV	4WD CABRIO	0,4719	2.123,76
SUZUKI	JIMNY 1.3/16V 85CV	4WD	0,4773	2.147,70
SUZUKI	KIZASHI 2.4 178CV	2WD	0,6850	3.082,58
SUZUKI	KIZASHI 2.4 178CV	4WD	0,7159	3.221,74
SUZUKI	S-CROSS 1.6 VVT	120CV	0,4981	2.241,27
SUZUKI	S-CROSS 1.6 VVT	120CV 4WD	0,5187	2.334,05
SUZUKI	SPLASH 1.0 65CV	5 PORTE	0,3831	1.724,10
SUZUKI	SPLASH 1.0 VVT	68CV	0,4011	1.805,14
SUZUKI	SPLASH 1.2 86CV	5 PORTE	0,4211	1.894,99
SUZUKI	SPLASH 1.2 VVT	94CV	0,4250	1.912,45
SUZUKI	SWIFT 1.2	94CV	0,4225	1.901,07
SUZUKI	SWIFT 1.3/16V	92CV 5 PORTE	0,4459	2.006,61
SUZUKI	SWIFT 1.3/16V 92CV	4X4	0,4678	2.105,22
SUZUKI	SWIFT 1.6/16V	125CV	0,5258	2.366,09
SUZUKI	SX4 1.5	112CV	0,4675	2.103,72
SUZUKI	SX4 1.6	120CV	0,4922	2.214,92
SUZUKI	SX4 1.6	120CV 4WD	0,5087	2.289,07
SUZUKI	SX4 1.6/16V 108CV	2WD 5 PORTE	0,5089	2.290,17
SUZUKI	SX4 1.6/16V 108CV	4WD 5 PORTE	0,5388	2.424,50
TATA	INDICA 1.4	85CV 5PORTE	0,4211	1.894,76
TATA	INDIGO 1.4	85CV S.W.	0,4692	2.111,57
TATA	VISTA 1.4	75CV	0,4124	1.855,76
TOYOTA	AURIS 1.3 99CV	EURO5	0,4838	2.177,04
TOYOTA	AURIS 1.3 99CV	MY2013	0,4850	2.182,57
TOYOTA	AURIS 1.3 L	100CV	0,4795	2.157,65
TOYOTA	AURIS 1.6	132CV	0,5349	2.407,11
TOYOTA	AURIS 1.6 132CV	EURO5	0,5263	2.368,52
TOYOTA	AURIS 1.6 132CV	MY2013	0,5252	2.363,50
TOYOTA	AURIS TS 1.6	132CV SW	0,5336	2.401,08
TOYOTA	AVENSIS 1.6 132CV	BERLINA	0,5633	2.534,80
TOYOTA	AVENSIS 1.6 132CV	SW	0,5738	2.582,00
TOYOTA	AVENSIS 1.6/16V 110CV	BERL.4P.MOD.2003	0,5619	2.528,41
TOYOTA	AVENSIS 1.8 147CV	BERLINA	0,6147	2.765,96
TOYOTA	AVENSIS 1.8 147CV	SW	0,6261	2.817,32
TOYOTA	AVENSIS 1.8/16V 130CV	CV BERL. 4P.MOD.2003	0,6058	2.725,97
TOYOTA	AVENSIS 1.8/16V 130CV	S.W. 5P.MOD.2003	0,6058	2.725,97
TOYOTA	AYGO 1.0	68CV	0,3617	1.627,87
TOYOTA	AYGO 1.0 12V VVT	68CV EURO5	0,3936	1.771,11
TOYOTA	AYGO 1.0 VVT	68CV	0,3607	1.623,28
TOYOTA	AYGO 1.0 VVT	68CV EURO5	0,3680	1.655,90
TOYOTA	COROLLA VERSO 1.6/16V	110CV 5P. MOD.2004	0,5451	2.453,12
TOYOTA	COROLLA VERSO 1.8/16V	129CV 5P. MOD.2004	0,6025	2.711,43
TOYOTA	IQ 1.0 68CV	EURO5	0,3991	1.796,01
TOYOTA	IQ 1.0 MULTIDRIVE	68CV	0,4042	1.818,95
TOYOTA	IQ 1.3	99CV	0,4560	2.051,88



MARCA	MODELLO	SERIE	COSTO CHILOMETRICO 15.000 KM	FRINGE BENEFIT ANNUALE
TOYOTA	IQ 1.3 99CV	EURO5	0,4529	2.037,96
TOYOTA	LAND CRUISER V8 4.7	288CV	1,2494	5.622,08
TOYOTA	RAV 4 2.0 MULTIDRIVE 4WD	151CV MY2013	0,6521	2.934,62
TOYOTA	RAV 4 2.0/16V 152CV	5 PORTE	0,6673	3.003,02
TOYOTA	URBAN CRUISER 1.3	100CV	0,4775	2.148,63
TOYOTA	VERSO 1.6 132CV	7 POSTI	0,5568	2.505,80
TOYOTA	VERSO 1.6/16V	132CV	0,5509	2.479,23
TOYOTA	VERSO 1.8/16V	147CV	0,6021	2.709,47
TOYOTA	VERSO-S 1.3 99CV	EURO5	0,4630	2.083,36
TOYOTA	YARIS 1.0	69CV	0,3857	1.735,52
TOYOTA	YARIS 1.0 69CV	EURO5	0,3989	1.795,19
TOYOTA	YARIS 1.0 69CV	MOD. 2012	0,3910	1.759,70
TOYOTA	YARIS 1.0/12V 69CV	MOD.2006	0,3986	1.793,69
TOYOTA	YARIS 1.3 99CV	MOD 2012	0,4549	2.047,21
TOYOTA	YARIS 1.3/16V 101CV	5 PORTE MOD.2009	0,4267	1.920,15
TOYOTA	YARIS 1.8/16V	133CV	0,5560	2.501,99
VOLKSWAGEN	CADDY 1.2 TSI 105CV	EURO5	0,5134	2.310,17
VOLKSWAGEN	CADDY 1.2 TSI 86CV	EURO5	0,5013	2.256,03
VOLKSWAGEN	CADDY 1.4 75CV	5 PORTE	0,5251	2.362,83
VOLKSWAGEN	CADDY 1.6 102CV	5 PORTE	0,5470	2.461,71
VOLKSWAGEN	CROSS GOLF 1.4 TSI	140CV	0,6157	2.770,76
VOLKSWAGEN	EOS 1.4/16V TSI	122CV	0,5997	2.698,85
VOLKSWAGEN	EOS 1.4/16V TSI	160CV	0,6281	2.826,49
VOLKSWAGEN	EOS 2.0/16V TSI	200CV	0,7267	3.270,29
VOLKSWAGEN	EOS 3.2 V6 DSG	260CV	0,8697	3.913,58
VOLKSWAGEN	FOX 1.2	55CV	0,4057	1.825,78
VOLKSWAGEN	FOX 1.4	75CV	0,4411	1.985,16
VOLKSWAGEN	GOLF CABRIOLET 1.2 TSI	105CV	0,5393	2.427,06
VOLKSWAGEN	GOLF CABRIOLET 1.4 TSI	122CV	0,5702	2.565,85
VOLKSWAGEN	GOLF CABRIOLET 2.0 GTI	210CV	0,6992	3.146,22
VOLKSWAGEN	GOLF PLUS VI SERIE 1.2	105CV EURO5	0,5120	2.303,91
VOLKSWAGEN	GOLF PLUS VI SERIE 1.4	122CV EURO 5	0,5688	2.559,58
VOLKSWAGEN	GOLF PLUS VI SERIE 1.6	102CV EURO 5	0,5537	2.491,76
VOLKSWAGEN	GOLF SPORTSVAN 1.4 TSI	150CV DSG	0,5552	2.498,22
VOLKSWAGEN	GOLF VARIANT 1.2 TSI	105CV EURO5 S.W.	0,4976	2.239,26
VOLKSWAGEN	GOLF VARIANT 1.2 TSI	110CV SW	0,4987	2.244,02
VOLKSWAGEN	GOLF VARIANT 1.4 TSI	122CV EURO5 S.W.	0,5492	2.471,19
VOLKSWAGEN	GOLF VARIANT 1.4 TSI	125CV SW	0,5236	2.356,13
VOLKSWAGEN	GOLF VI 1.4/16V 122CV	MOD.2009	0,5154	2.319,12
VOLKSWAGEN	GOLF VI 1.2/16V 105CV	EURO5	0,4818	2.167,91
VOLKSWAGEN	GOLF VI 1.4 80CV	UNITED	0,4795	2.157,96
VOLKSWAGEN	GOLF VI 1.4/16V 160CV	MOD.2009	0,5537	2.491,56
VOLKSWAGEN	GOLF VI 1.6 102CV	MOD.2009	0,5270	2.371,69
VOLKSWAGEN	GOLF VI 2.0 TSI 4MOTION 270CV	SERIE R	0,7988	3.594,67
VOLKSWAGEN	GOLF VI 2.0/16V GTI 211CV	MOD.2009	0,6704	3.016,61
VOLKSWAGEN	GOLF VII 1.0 TSI	115CV	0,4605	2.072,05
VOLKSWAGEN	GOLF VII 1.2 TSI BLUEMOT.TECH	105CV	0,4787	2.154,06
VOLKSWAGEN	GOLF VII 1.2 TSI BLUEMOT.TECH	85CV	0,4518	2.032,95
VOLKSWAGEN	GOLF VII 1.4 TSI BLUEMOT.TECH	122CV	0,5094	2.292,25
VOLKSWAGEN	GOLF VII 1.4 TSI BLUEMOT.TECH	140CV	0,5393	2.426,65
VOLKSWAGEN	GOLF VII 2.0 TSI GTI BLUEMOT. TECH	220CV	0,6546	2.945,88
VOLKSWAGEN	GOLF VII VARIANT 1.2 TSI	105CV	0,4910	2.209,56
VOLKSWAGEN	GOLF VII VARIANT 1.2 TSI	85CV	0,4697	2.113,77
VOLKSWAGEN	GOLF VII VARIANT 1.4 TSI	122CV	0,5162	2.323,06
VOLKSWAGEN	GOLF VII VARIANT 1.4 TSI	140CV	0,5427	2.442,04



MARCA	MODELLO	SERIE	COSTO CHILOMETRICO 15.000 KM	FRINGE BENEFIT ANNUALE
VOLKSWAGEN	JETTA 1.2 TSI BLUEMOTION	105CV EURO5	0,5035	2.265,54
VOLKSWAGEN	MAGGIOLINO 1.2 TSI	105CV	0,5132	2.309,18
VOLKSWAGEN	MAGGIOLINO 1.2 TSI BLUEMOTION	105CV	0,4916	2.212,32
VOLKSWAGEN	MAGGIOLINO 1.4 TSI SPORT	160CV	0,5835	2.625,73
VOLKSWAGEN	MAGGIOLINO 1.4 TSI SPORT BLUEMOTION	150CV	0,5523	2.485,34
VOLKSWAGEN	MAGGIOLINO 2.0 TSI	210CV	0,6820	3.068,96
VOLKSWAGEN	MAGGIOLINO 2.0 TSI DSG SPORT	200CV	0,6904	3.106,71
VOLKSWAGEN	MAGGIOLINO 2.0 TSI DSG SPORT BLUEMOTION	210CV	0,6831	3.073,93
VOLKSWAGEN	MAGGIOLINO CABRIO 1.2 TSI	105CV	0,5477	2.464,72
VOLKSWAGEN	MAGGIOLINO CABRIO 1.2 TSI BLUEMOTION	105CV	0,5247	2.361,24
VOLKSWAGEN	MAGGIOLINO CABRIO 1.4 TSI SPORT	160CV	0,6194	2.787,32
VOLKSWAGEN	MAGGIOLINO CABRIO 1.4 TSI SPORT BLUEMOTION	150CV	0,5850	2.632,52
VOLKSWAGEN	MAGGIOLINO CABRIO 2.0 TSI	210CV	0,7256	3.265,02
VOLKSWAGEN	MULTIVAN 3.2 V6 235CV	4MOTION	1,0596	4.768,18
VOLKSWAGEN	NEW BEETLE 1.4 75CV	CABRIOLET	0,5746	2.585,86
VOLKSWAGEN	NEW BEETLE 1.6	102CV	0,6141	2.763,38
VOLKSWAGEN	NEW BEETLE 1.6/102CV	CABRIOLET	0,6360	2.862,20
VOLKSWAGEN	NEW BEETLE 1.8 T	150CV	0,6309	2.839,01
VOLKSWAGEN	NEW BEETLE 1.8 T 150CV	CABRIO	0,6724	3.025,90
VOLKSWAGEN	NEW BEETLE 2.0	115CV	0,6421	2.889,63
VOLKSWAGEN	NEW BEETLE 2.0/115CV	CABRIOLET	0,6920	3.113,87
VOLKSWAGEN	NUOVA JETTA 1.4/16V TSI	140CV	0,5720	2.574,20
VOLKSWAGEN	NUOVA JETTA 1.4/16V TSI	170CV	0,6099	2.744,67
VOLKSWAGEN	NUOVA JETTA 1.6	102CV	0,5465	2.459,24
VOLKSWAGEN	NUOVA JETTA 1.6/16V FSI	115CV	0,5580	2.510,87
VOLKSWAGEN	NUOVA JETTA 2.0/16V FSI	150CV	0,6357	2.860,85
VOLKSWAGEN	NUOVA JETTA 2.0/16V TFSI	200CV	0,6650	2.992,29
VOLKSWAGEN	PASSAT 1.4 TSI	122CV	0,5678	2.555,19
VOLKSWAGEN	PASSAT 1.4 TSI 122CV	EURO 6	0,5759	2.591,67
VOLKSWAGEN	PASSAT 1.8 16V TSI	160CV	0,6446	2.900,68
VOLKSWAGEN	PASSAT 1.8 TSI	160CV	0,6757	3.040,76
VOLKSWAGEN	PASSAT 3.6 V6 FSI 299CV	DSG 4MOT. BERLINA	0,9240	4.158,17
VOLKSWAGEN	PASSAT CC 1.4 TSI	160CV	0,6605	2.972,34
VOLKSWAGEN	PASSAT CC 1.8 TSI 160CV	EURO5 COUPÉ	0,6795	3.057,53
VOLKSWAGEN	PASSAT CC 1.8/16V TSI	160CV COUPÉ	0,6724	3.025,74
VOLKSWAGEN	PASSAT CC 3.6 V6 FSI	DSG 4MOT. COUPÉ	0,9144	4.114,67
VOLKSWAGEN	PASSAT VARIANT 1.4 TSI	122CV	0,5978	2.690,26
VOLKSWAGEN	PASSAT VARIANT 1.4 TSI 122CV	EURO 6 SW	0,5857	2.635,46
VOLKSWAGEN	PASSAT VARIANT 1.8 16V TSI	160CV	0,6579	2.960,41
VOLKSWAGEN	PASSAT VARIANT 1.8 TSI	160CV	0,6748	3.036,57
VOLKSWAGEN	PASSAT VARIANT 3.6 V6 FSI 299CV	DSG 4MOT. SW	0,9345	4.205,07
VOLKSWAGEN	PHAETON 4.2 V8 335CV	4MOT.TIPTR.4 POSTI	1,4592	6.566,53
VOLKSWAGEN	PHAETON 4.2 V8 335CV	4MOT.TIPTR.5 POSTI	1,3677	6.154,53
VOLKSWAGEN	PHAETON 6.0 W12	450CV 4MOT. TIP. 5 POSTI	1,7109	7.698,90
VOLKSWAGEN	PHAETON 6.0 W12	450CV 4MOT.TIP. 4 POSTI	1,7491	7.870,81
VOLKSWAGEN	POLO 1.0 MPI 60CV	MY2014	0,4069	1.831,06
VOLKSWAGEN	POLO 1.0 MPI 75CV	MY2014	0,4312	1.940,22
VOLKSWAGEN	POLO 1.0 TSI BLUEMOTH	110CV	0,4481	2.016,39
VOLKSWAGEN	POLO 1.2	60CV MOD.2007	0,4230	1.903,60
VOLKSWAGEN	POLO 1.2	70CV MOD.2007	0,4269	1.921,22
VOLKSWAGEN	POLO 1.2 60CV	EURO 5	0,4186	1.883,88
VOLKSWAGEN	POLO 1.2 70CV	EURO 5	0,4377	1.969,57
VOLKSWAGEN	POLO 1.2 TSI 105CV	EURO5	0,4665	2.099,39
VOLKSWAGEN	POLO 1.2 TSI 90CV	MY2014	0,4337	1.951,53
VOLKSWAGEN	POLO 1.4 85CV	EURO 5	0,4655	2.094,68



MARCA	MODELLO	SERIE	COSTO CHILOMETRICO 15.000 KM	FRINGE BENEFIT ANNUALE
VOLKSWAGEN	POLO 1.4 TSI GTI	180CV	0,5507	2.478,33
VOLKSWAGEN	POLO 1.4/16V	80CV	0,4650	2.092,46
VOLKSWAGEN	POLO 1.6/16V	105CV	0,5090	2.290,28
VOLKSWAGEN	POLO 1.8 GTI BLUEMOTION	192CV	0,5674	2.553,44
VOLKSWAGEN	POLO 1.8 T	GTI	0,5718	2.573,01
VOLKSWAGEN	POLO CROSS 1.2 TSI BLUEMOTION	90CV	0,4455	2.004,92
VOLKSWAGEN	POLO CROSS 1.4	80CV	0,5072	2.282,30
VOLKSWAGEN	POLO CROSS 1.4	85CV	0,4975	2.238,56
VOLKSWAGEN	SCIROCCO	1.4 TSI 160CV	0,5795	2.607,59
VOLKSWAGEN	SCIROCCO	2.0 TSI 210CV	0,6688	3.009,51
VOLKSWAGEN	SCIROCCO	2.0 TSI 265CV	0,7794	3.507,28
VOLKSWAGEN	SCIROCCO 1.4 TSI	122CV	0,5639	2.537,54
VOLKSWAGEN	SCIROCCO 1.4 TSI	160CV	0,5919	2.663,56
VOLKSWAGEN	SCIROCCO 2.0 TFSI	200CV	0,6701	3.015,47
VOLKSWAGEN	SHARAN 1.4 TSI BLUEMOT. 150CV	EURO5	0,6583	2.962,40
VOLKSWAGEN	SHARAN 2.0 115CV	MOD.2007	0,6755	3.039,75
VOLKSWAGEN	TIGUAN 1.4 TSI	122CV	0,5372	2.417,21
VOLKSWAGEN	TIGUAN 1.4 TSI	125CV	0,5350	2.407,50
VOLKSWAGEN	TIGUAN 1.4 TSI 4MOTION	150CV 4WD	0,6505	2.927,23
VOLKSWAGEN	TIGUAN 1.4 TSI BLUEMOT.	150CV	0,5906	2.657,62
VOLKSWAGEN	TIGUAN 1.4/16V TSI	150CV	0,6463	2.908,28
VOLKSWAGEN	TIGUAN 2.0 TSI 210CV	4MOTION	0,7435	3.345,56
VOLKSWAGEN	TIGUAN 2.0 TSI 4MOTION	200CV 4WD	0,7276	3.274,25
VOLKSWAGEN	TIGUAN 2.0/16V TSI	200CV	0,7278	3.275,00
VOLKSWAGEN	TOUAREG 3.6 V6 FSI	280CV	1,0654	4.794,44
VOLKSWAGEN	TOUAREG 6.0 W12 450CV	MOD.2007	1,3855	6.234,95
VOLKSWAGEN	TOURAN 1.2 TFSI 105CV	EURO5	0,5315	2.391,91
VOLKSWAGEN	TOURAN 1.4 TSI	140CV	0,6050	2.722,47
VOLKSWAGEN	TOURAN 1.4 TSI 140CV	EURO5	0,6088	2.739,49
VOLKSWAGEN	TOURAN 1.6 102CV	5 PORTE	0,5808	2.613,74
VOLKSWAGEN	UP 1.0	60CV	0,3930	1.768,31
VOLKSWAGEN	UP 1.0	75CV	0,4132	1.859,51
VOLVO	C 30 2.0/16V D	145CV	0,6121	2.754,45
VOLVO	C30 1.6	101CV	0,5398	2.429,16
VOLVO	C30 1.6/16V	100CV	0,5337	2.401,77
VOLVO	C30 2.0	145CV	0,6384	2.872,92
VOLVO	C30 2.5/20V T5	230CV	0,7516	3.382,22
VOLVO	C30 T5 2.5	230CV	0,7451	3.353,11
VOLVO	C70 T5 230CV	CABRIO	0,8539	3.842,50
VOLVO	C70 2.4 140CV	CABRIO	0,7854	3.534,25
VOLVO	C70 T5 2.5 GEARTRONIC	230CV	0,8716	3.922,28
VOLVO	NUOVA S40 1.6/16V 101CV	BERLINA	0,5549	2.496,97
VOLVO	NUOVA S40 2.0 146CV	EURO5	0,6475	2.913,68
VOLVO	NUOVA S40 2.0/16V 145CV	BERLINA	0,6226	2.801,62
VOLVO	NUOVA S40 2.5 T5 GEARTRONIC	230CV EURO5	0,8069	3.630,92
VOLVO	NUOVA S40 2.5/20V T5 230CV	AWD BERLINA	0,7862	3.537,70
VOLVO	S60 1.6 T3 150CV	EURO5	0,6440	2.898,11
VOLVO	S60 1.6 T4 180CV	EURO5	0,6653	2.993,75
VOLVO	S60 2.0 T 203CV	EURO5	0,7506	3.377,58
VOLVO	S60 2.4	140CV MOD.2006	0,7191	3.235,97
VOLVO	S60 2.5 T 210CV AWD	MOD.2006	0,8160	3.672,00
VOLVO	S60 C COUNTRY T5 2.0 AWD	245CV	0,8350	3.757,34
VOLVO	S60 CROSS COUNTRY T5 2.5 AWD	254CV	0,8443	3.799,16
VOLVO	S60 T3 1.6	150CV	0,6540	2.942,79
VOLVO	S60 T4 1.6	180CV	0,6749	3.037,16



MARCA	MODELLO	SERIE	COSTO CHILOMETRICO 15.000 KM	FRINGE BENEFIT ANNUALE
VOLVO	S60 T5 2.0	240CV	0,7801	3.510,43
VOLVO	S60 T6 3.0 AWD GEARTRONIC 304CV	EURO5	0,9470	4.261,42
VOLVO	S80 2.0	145CV	0,7272	3.272,20
VOLVO	S80 2.0 T	203CV	0,7849	3.532,16
VOLVO	S80 3.0 T6 285CV AWD	BERLINA	0,9684	4.357,84
VOLVO	S80 T4 1.6	180CV	0,7520	3.384,14
VOLVO	S80 T5 2.0	240CV	0,8488	3.819,43
VOLVO	S80 T5 2.0	245CV	0,7796	3.508,24
VOLVO	S80 T6 3.0 AWD GEARTRONIC	304CV	0,9603	4.321,37
VOLVO	V40 T2 1.6	120CV	0,5231	2.353,81
VOLVO	V40 T3 1.6	150CV	0,5400	2.429,95
VOLVO	V40 T4 1.6	180CV	0,5620	2.529,02
VOLVO	V40 T4 CROSS COUNTRY 1.6	180CV	0,5870	2.641,43
VOLVO	V40 T4 CROSS COUNTRY 2.0	180CV AWD	0,7032	3.164,41
VOLVO	V40 T5 2.5	254CV	0,7405	3.332,03
VOLVO	V40 T5 CROSS COUNTRY 2.5	254CV AWD	0,7660	3.447,03
VOLVO	V50 1.6 POLAR	101CV	0,5559	2.501,57
VOLVO	V50 1.6/16V 101CV	S.W.	0,5756	2.590,03
VOLVO	V50 2.0/16V 145CV	S.W.	0,6338	2.851,93
VOLVO	V50 2.5/20V T5 230CV	AWD S.W.	0,7992	3.596,34
VOLVO	V50 T5 2.5 GEARTRONIC	230CV	0,7850	3.532,54
VOLVO	V60 2.0 T	203CV	0,7584	3.412,83
VOLVO	V60 2.0 T6 GEARTRONIC	306CV	0,7767	3.495,06
VOLVO	V60 T3 1.6	150CV	0,6429	2.893,20
VOLVO	V60 T4 1.6	180CV	0,6639	2.987,57
VOLVO	V60 T5 2.0	240CV	0,7757	3.490,43
VOLVO	V60 T5 2.0	240CV EURO5	0,7937	3.571,81
VOLVO	V60 T6 AWD GEARTRONIC 3.0	304CV	0,9636	4.335,98
VOLVO	V60 T6 GEARTRONIC 2.0	306CV MY2014	0,8293	3.731,78
VOLVO	V70 1.6 T4 180CV	EURO5	0,7199	3.239,57
VOLVO	V70 2.0	145CV	0,7448	3.351,69
VOLVO	V70 2.0 T	203CV	0,7995	3.597,90
VOLVO	V70 2.0 T5 241CV	EURO5	0,8230	3.703,45
VOLVO	V70 3.0 T6 AWD 285CV	S.W.	0,9790	4.405,60
VOLVO	V70 3.0 T6 AWD GEARTRONIC	304CV	0,9759	4.391,33
VOLVO	XC60 2.0 T POWERSHIFT	203CV	0,7826	3.521,91
VOLVO	XC60 T5 2.0 POWERSHIFT	241CV	0,8049	3.622,26
VOLVO	XC60 T6 3.0 AWD GEARTRONIC	304CV	0,9342	4.204,08
VOLVO	XC60 T6 AWD 3.0	285CV EURO5	0,9335	4.200,97
VOLVO	XC70 3.0 T6 AWD GEARTRONIC	304CV	1,0002	4.501,09
VOLVO	XC70 T5 2.0	245CV	0,7693	3.461,87
VOLVO	XC70 T6 AWD 3.0	285CV EURO 5	0,9723	4.375,51
VOLVO	XC90 3.2 GEARTRONIC AWD	243CV	1,0209	4.594,05
VOLVO	XC90 4.4/32V V8	315CV AWD AUT.S.W.	1,1249	5.062,23




FRINGE BENEFIT 2018
AUTOVEICOLI A GASOLIO FUORI PRODUZIONE

MARCA	MODELLO	SERIE	COSTO CHILOMETRICO 15.000 KM	FRINGE BENEFIT ANNUALE
ALFA ROMEO	ALFA 147 1.9 JTD	120CV	0,5070	2.281,28
ALFA ROMEO	ALFA 147 1.9 JTD M-JET	150CV 3 PORTE	0,5340	2.402,88
ALFA ROMEO	ALFA 147 1.9 JTD M-JET	150CV 5 PORTE	0,5379	2.420,76
ALFA ROMEO	ALFA 147 1.9 JTD-M	DUCATI CORSE 170CV	0,5541	2.493,33
ALFA ROMEO	ALFA 159 1.9 JTDM 120CV	BERLINA	0,5499	2.474,76
ALFA ROMEO	ALFA 159 1.9 JTDM 120CV	SPORTWAGON	0,5718	2.572,89
ALFA ROMEO	ALFA 159 1.9/16V JTDM 150CV	BERLINA	0,5676	2.554,37
ALFA ROMEO	ALFA 159 1.9/16V JTDM 150CV	SPORTWAGON	0,5906	2.657,82
ALFA ROMEO	ALFA 159 2.0 JTDM 136CV	BERLINA	0,5536	2.491,03
ALFA ROMEO	ALFA 159 2.0 JTDM 136CV	SW	0,5631	2.534,04
ALFA ROMEO	ALFA 159 2.0 JTDM 170CV	BERLINA	0,5779	2.600,55
ALFA ROMEO	ALFA 159 2.0 JTDM 170CV	SW	0,5907	2.658,32
ALFA ROMEO	ALFA 159 2.4 JTDM 200CV	BERLINA	0,6585	2.963,37
ALFA ROMEO	ALFA 159 2.4 JTDM 200CV	SPORTWAGON	0,6737	3.031,43
ALFA ROMEO	ALFA GT 1.9/16V JTDM	150CV	0,6032	2.714,57
ALFA ROMEO	ALFA GT 1.9/16V JTDM	170CV	0,6406	2.882,60
ALFA ROMEO	BRERA 2.0 JTDM	170CV	0,6096	2.743,07
ALFA ROMEO	BRERA 2.4/20V JTDM	210CV	0,7158	3.221,17
ALFA ROMEO	GIULIETTA 1.6 JTDM-2	105CV	0,4577	2.059,50
ALFA ROMEO	GIULIETTA 2.0 JTDM-2	140CV	0,5214	2.346,49
ALFA ROMEO	GIULIETTA 2.0 JTDM-2	170CV	0,5430	2.443,40
ALFA ROMEO	MITO 1.3 JTDM S&S	85CV	0,4010	1.804,37
ALFA ROMEO	MITO 1.3 JTM-2 S&S	95CV	0,4220	1.898,88
ALFA ROMEO	MITO 1.6 JTDM 16V	120CV	0,4770	2.146,47
ALFA ROMEO	MITO 1.6 JTDM-2 S&S	120CV	0,4576	2.058,99
ALFA ROMEO	SPIDER 2.0 JTDM	170CV	0,6128	2.757,68
ALFA ROMEO	SPIDER 2.4 JTDM	210CV	0,7286	3.278,69
AUDI	A1 1.6 TDI	90CV	0,4243	1.909,47
AUDI	A1 1.6 TDI 105CV	SPORTBACK	0,4483	2.017,37
AUDI	A1 1.6 TDI 90CV	SPORTBACK	0,4330	1.948,52
AUDI	A1 1.6 TDI DPF	105CV	0,4368	1.965,76
AUDI	A1 2.0 TDI	143CV	0,5168	2.325,60
AUDI	A3 2.0 TDI SPORTBACK 170CV	QUATTRO EURO5	0,5755	2.589,88
AUDI	A3 1.6 TDI	110CV	0,4470	2.011,58
AUDI	A3 1.6 TDI 105CV	MY2012	0,4587	2.063,95
AUDI	A3 1.6 TDI CR 105CV	CABRIO	0,5089	2.290,18
AUDI	A3 1.6 TDI CR 90CV	EURO5	0,4767	2.145,31
AUDI	A3 1.6 TDI CR 90CV	SPORTBACK EURO5	0,4818	2.168,25
AUDI	A3 1.9 TDI 105CV	CABRIO	0,5602	2.520,68
AUDI	A3 1.9/16V TDI	105CV	0,5008	2.253,67
AUDI	A3 2.0 16V TDI	170CV EURO 5	0,5712	2.570,34
AUDI	A3 2.0 TDI	150CV	0,5143	2.314,15
AUDI	A3 2.0 TDI	184CV	0,5262	2.367,68
AUDI	A3 2.0 TDI 140CV	CABRIO EURO5	0,5907	2.658,32
AUDI	A3 2.0 TDI 140CV	SPORTBACK EURO 5	0,5595	2.517,65
AUDI	A3 2.0 TDI 150CV	MY2012	0,5286	2.378,72
AUDI	A3 2.0/16V QUATTRO TDI 170CV	EURO 5	0,5900	2.654,84
AUDI	A3 2.0/16V QUATTRO TDI 170CV	SPORTBACK EURO 5	0,5802	2.611,02
AUDI	A3 2.0/16V TDI 140CV	EURO 5	0,5515	2.481,77
AUDI	A3 2.0/16V TDI QUATTRO 140CV	EURO 5	0,5720	2.573,91
AUDI	A3 SEDAN 1.6 TDI	105CV	0,4849	2.182,02
AUDI	A3 SEDAN 1.6 TDI 110CV	MY2014	0,4521	2.034,50
AUDI	A3 SEDAN 1.6 TDI QUATTRO	110 CV	0,5090	2.290,29
AUDI	A3 SEDAN 2.0 TDI	150CV	0,5290	2.380,35
AUDI	A3 SEDAN 2.0 TDI 184CV	MY2014	0,5451	2.453,15



MARCA	MODELLO	SERIE	COSTO CHILOMETRICO 15.000 KM	FRINGE BENEFIT ANNUALE
AUDI	A3 SEDAN 2.0 TDI 184CV QUATTRO	MY2014	0,5775	2.598,54
AUDI	A3 SEDAN 2.0 TDI QUATTRO	150CV	0,5493	2.471,76
AUDI	A3 SPB 1.6 TDI 105CV	MY2014	0,4646	2.090,91
AUDI	A3 SPB 1.6 TDI 110CV	MY2014	0,4430	1.993,46
AUDI	A3 SPB 1.6 TDI QUATTRO	110 CV	0,5073	2.282,65
AUDI	A3 SPB 2.0 TDI 150CV	MY2014	0,5224	2.350,71
AUDI	A3 SPB 2.0 TDI CLEAN D 184CV	MY2014	0,5450	2.452,34
AUDI	A3 SPB 2.0 TDI CLEAN D QUATTRO 184CV	MY2014	0,5773	2.597,73
AUDI	A3 SPB 2.0 TDI QUATTRO 150CV	MY2014	0,5418	2.438,31
AUDI	A3 SPORTBACK 1.9 TDI	105CV	0,5267	2.370,23
AUDI	A4 2.0 TDI	120CV	0,5537	2.491,64
AUDI	A4 2.0 TDI 120CV	BERLINA	0,5730	2.578,46
AUDI	A4 2.0 TDI 120CV	EURO5	0,5653	2.543,83
AUDI	A4 2.0 TDI 136CV	ULTRA	0,5635	2.535,69
AUDI	A4 2.0 TDI 143CV	BERLINA	0,5996	2.698,03
AUDI	A4 2.0 TDI 143CV	EURO5	0,6068	2.730,71
AUDI	A4 2.0 TDI 143CV	MULTITRONIC	0,6024	2.710,89
AUDI	A4 2.0 TDI 143CV	QUATTRO	0,6090	2.740,40
AUDI	A4 2.0 TDI 150CV	CLEAN DIESEL	0,5874	2.643,18
AUDI	A4 2.0 TDI 150CV	CLEAN DIESEL QUATTRO	0,5951	2.678,03
AUDI	A4 2.0 TDI 150CV	QUATTRO	0,5997	2.698,76
AUDI	A4 2.0 TDI 163CV	BERLINA	0,6022	2.709,90
AUDI	A4 2.0 TDI 163CV	ULTRA	0,5994	2.697,19
AUDI	A4 2.0 TDI 170CV	BERLINA	0,5984	2.692,89
AUDI	A4 2.0 TDI 177CV	EURO5	0,6173	2.777,75
AUDI	A4 2.0 TDI 177CV	MULTITRONIC	0,6152	2.768,23
AUDI	A4 2.0 TDI 177CV	QUATTRO S-TRONIC	0,6378	2.870,07
AUDI	A4 2.0 TDI 177CV QUATTRO	EURO5	0,6279	2.825,66
AUDI	A4 2.0 TDI 190CV	CLEAN DIESEL	0,6126	2.756,78
AUDI	A4 2.0 TDI 190CV	CLEAN DIESEL QUATTRO	0,6353	2.858,65
AUDI	A4 2.0 TDIE 136CV	BERLINA	0,5858	2.636,12
AUDI	A4 2.7 TDI V6 190CV	BERLINA	0,6783	3.052,42
AUDI	A4 2.7 TDI V6 190CV MTRONIK	BERLINA	0,6941	3.123,63
AUDI	A4 3.0 TDI V6 QUATTRO 240CV	BERLINA	0,7249	3.261,95
AUDI	A4 3.0 V6 TDI 204CV	EURO5	0,6919	3.113,35
AUDI	A4 3.0 V6 TDI 239CV QUATTRO	BERLINA EURO5	0,7363	3.313,25
AUDI	A4 3.0 V6 TDI 245CV QUATTRO	EURO5	0,7538	3.392,05
AUDI	A4 ALLROAD 2.0 TDI	143CV	0,6393	2.877,00
AUDI	A4 ALLROAD 2.0 TDI	150CV	0,6399	2.879,61
AUDI	A4 ALLROAD 2.0 TDI	150CV CLEAN DIESEL	0,6238	2.807,00
AUDI	A4 ALLROAD 2.0 TDI	163CV	0,6479	2.915,49
AUDI	A4 ALLROAD 2.0 TDI	170CV	0,6818	3.067,94
AUDI	A4 ALLROAD 2.0 TDI	177CV	0,6579	2.960,65
AUDI	A4 ALLROAD 2.0 TDI	190CV	0,6549	2.947,07
AUDI	A4 ALLROAD 3.0 TDI S TRONIC	240CV	0,7908	3.558,70
AUDI	A4 ALLROAD 3.0 V6 TDI	245CV S-TRONIC	0,7548	3.396,80
AUDI	A4 AVANT 2.0 TDI	170CV SW	0,6339	2.852,44
AUDI	A4 AVANT 2.0 TDI 120CV	EURO5 SW	0,5678	2.554,97
AUDI	A4 AVANT 2.0 TDI 120CV	S.W.	0,5865	2.639,16
AUDI	A4 AVANT 2.0 TDI 136CV	ULTRA	0,5756	2.590,14
AUDI	A4 AVANT 2.0 TDI 143CV	EURO5 SW	0,6163	2.773,52
AUDI	A4 AVANT 2.0 TDI 143CV	MULTITR	0,6117	2.752,62
AUDI	A4 AVANT 2.0 TDI 143CV	QUATTRO	0,6247	2.810,95
AUDI	A4 AVANT 2.0 TDI 143CV	QUATTRO SW	0,6199	2.789,77
AUDI	A4 AVANT 2.0 TDI 143CV	S.W. EURO5	0,6000	2.700,13




MARCA	MODELLO	SERIE	COSTO CHILOMETRICO 15.000 KM	FRINGE BENEFIT ANNUALE
AUDI	A4 AVANT 2.0 TDI 143CV	S.W. MOD.2008	0,6014	2.706,44
AUDI	A4 AVANT 2.0 TDI 150CV	CLEAN DIESEL	0,5986	2.693,81
AUDI	A4 AVANT 2.0 TDI 150CV	CLEAN DIESEL QUATTRO	0,6055	2.724,85
AUDI	A4 AVANT 2.0 TDI 150CV	QUATTRO	0,6178	2.780,32
AUDI	A4 AVANT 2.0 TDI 163CV	ULTRA	0,5997	2.698,86
AUDI	A4 AVANT 2.0 TDI 177CV	EURO5 SW	0,6151	2.767,82
AUDI	A4 AVANT 2.0 TDI 177CV QUATTRO	EURO5 SW	0,6408	2.883,75
AUDI	A4 AVANT 2.0 TDI 190CV	CLEAN DIESEL	0,6239	2.807,45
AUDI	A4 AVANT 2.0 TDI 190CV	CLEAN DIESEL QUATTRO	0,6474	2.913,10
AUDI	A4 AVANT 2.0 TDI QUATTRO	170CV S.W.	0,6450	2.902,47
AUDI	A4 AVANT 2.0 TDIE	136CV	0,5900	2.655,08
AUDI	A4 AVANT 2.0 TDIE	163CV	0,6053	2.723,76
AUDI	A4 AVANT 2.7 TDI 190CV	S.W. MULTITRONIC	0,7034	3.165,30
AUDI	A4 AVANT 2.7 V6 TDI 190CV	SW	0,6844	3.079,98
AUDI	A4 AVANT 3.0 V6 TDI 204CV	EURO5 SW	0,6989	3.145,13
AUDI	A4 AVANT 3.0 V6 TDI 239CV	SW EURO5	0,7423	3.340,25
AUDI	A4 AVANT 3.0 V6 TDI 240CV	QUATTRO S.W.	0,7354	3.309,16
AUDI	A4 AVANT 3.0 V6 TDI 245CV QUATTRO	EURO5 SW	0,7650	3.442,68
AUDI	A4 CABRIO 2.0/16 TDI	MOD.2006	0,6354	2.859,31
AUDI	A4 CABRIO 2.7 V6 TDI	MULTITRONIC	0,7429	3.342,94
AUDI	A4 CABRIO 3.0 TDI QUATTRO	TIPTR. MOD.2006	0,7898	3.554,25
AUDI	A5 2.0 177CV TDI	CABRIO	0,6669	3.001,08
AUDI	A5 2.0 SPB TDI 143CV	MULTITRONIC	0,6396	2.878,37
AUDI	A5 2.0 TDI 143CV	COUPÉ	0,6415	2.886,74
AUDI	A5 2.0 TDI 150CV	CABRIO	0,6304	2.836,67
AUDI	A5 2.0 TDI 163CV ULTRA	COUPÉ	0,6033	2.714,88
AUDI	A5 2.0 TDI 170CV	CABRIO	0,6723	3.025,31
AUDI	A5 2.0 TDI 170CV	COUPÉ	0,6391	2.875,76
AUDI	A5 2.0 TDI 177CV	COUPÉ	0,6313	2.840,85
AUDI	A5 2.0 TDI 177CV MULTITRONIC	CABRIO	0,6622	2.979,71
AUDI	A5 2.0 TDI 177CV MULTITRONIC	COUPÉ	0,6374	2.868,20
AUDI	A5 2.0 TDI 177CV QUATTRO	CABRIO	0,6831	3.073,80
AUDI	A5 2.0 TDI 177CV QUATTRO S-TR	COUPÉ	0,6626	2.981,51
AUDI	A5 2.0 TDI 190CV CLEAN DIESEL	COUPÉ	0,6270	2.821,43
AUDI	A5 2.0 TDI 190CV CLEAN DIESEL QUATTRO	COUPÉ	0,6505	2.927,32
AUDI	A5 2.7 TDI 190CV V6	EURO 5	0,7007	3.153,16
AUDI	A5 2.7 TDI V6 190CV	COUPÉ	0,7100	3.195,15
AUDI	A5 3.0 239CV TDI V6 QUATTRO	EURO 5	0,7664	3.449,01
AUDI	A5 3.0 TDI V6 240CV	QUATTRO COUPÉ	0,7664	3.449,01
AUDI	A5 3.0 V6 204CV TDI MULTITRONIC	CABRIO	0,7476	3.364,34
AUDI	A5 3.0 V6 245CV TDI QUATTRO S-TRONIC	CABRIO	0,7867	3.540,02
AUDI	A5 3.0 V6 TDI 204CV MULTITRONIC	COUPÉ	0,7126	3.206,73
AUDI	A5 3.0 V6 TDI 245CV QUATTRO S-TRONIC	COUPÉ	0,7610	3.424,59
AUDI	A5 SPB 2.0 TDI 136CV	ULTRA	0,5772	2.597,48
AUDI	A5 SPB 2.0 TDI 143CV	MULTITRONIC	0,6429	2.893,12
AUDI	A5 SPB 2.0 TDI 150CV	CLEAN DIESEL	0,6070	2.731,64
AUDI	A5 SPB 2.0 TDI 163CV	ULTRA	0,5965	2.684,44
AUDI	A5 SPB 2.0 TDI 177CV	MULTITRONIC	0,6361	2.862,53
AUDI	A5 SPB 2.0 TDI 177CV	QUATTRO	0,6584	2.962,65
AUDI	A5 SPB 2.0 TDI 190CV	CLEAN DIESEL	0,6204	2.791,62
AUDI	A5 SPB 2.0 TDI 190CV	CLEAN DIESEL QUATTRO	0,6435	2.895,75
AUDI	A5 SPB 3.0 V6 TDI 204CV	MULTITRONIC	0,7185	3.233,15
AUDI	A5 SPB 3.0 V6 TDI 245CV	QUATTRO S-TRONIC	0,7591	3.415,84
AUDI	A6 2.0 TDI 170CV S.W.	EURO 5	0,6685	3.008,11
AUDI	A6 2.0 136 CV TDI	EURO 5	0,6259	2.816,39




MARCA	MODELLO	SERIE	COSTO CHILOMETRICO 15.000 KM	FRINGE BENEFIT ANNUALE
AUDI	A6 2.0 170CV TDI	EURO 5	0,6620	2.978,85
AUDI	A6 2.0 TDI 136CV S.W.	EURO 5	0,6433	2.894,74
AUDI	A6 2.0 TDI MULTITRONIC	177CV	0,6594	2.967,38
AUDI	A6 2.0/16V TDI 140CV	MOD.2005	0,6275	2.823,87
AUDI	A6 2.7 190CV TDI	EURO 5	0,7261	3.267,54
AUDI	A6 2.7 TDI 190CV QUATTRO S.W.	EURO 5	0,7871	3.541,84
AUDI	A6 2.7/24V V6 TDI	MOD.2005	0,7107	3.198,12
AUDI	A6 3.0 239CV TDI	EURO 5	0,7766	3.494,89
AUDI	A6 3.0 TDI 239CV QUATTRO S.W.	EURO 5	0,7895	3.552,96
AUDI	A6 3.0 TDI MULTITRONIC	204CV	0,7455	3.354,59
AUDI	A6 3.0 TDI QUATTRO S-TRONIC	204CV	0,7739	3.482,67
AUDI	A6 3.0 TDI QUATTRO S-TRONIC	245CV	0,7959	3.581,65
AUDI	A6 3.0 TDI QUATTRO TIPTRONIC	313CV	0,8450	3.802,50
AUDI	A6 3.0 TDI S TRONIC QUATTRO	204CV	0,7807	3.512,95
AUDI	A6 3.0 TDI V6 233CV	QUATTRO BERLINA	0,7824	3.520,69
AUDI	A6 ALLROAD 2.7 TDI 190 CV	EURO 5	0,8181	3.681,41
AUDI	A6 ALLROAD 3.0 TDI 240CV	EURO 5	0,8149	3.666,96
AUDI	A6 ALLROAD 3.0 TDI S-TRONIC	204CV	0,8118	3.652,97
AUDI	A6 ALLROAD 3.0 TDI S-TRONIC	245CV	0,8267	3.720,35
AUDI	A6 ALLROAD 3.0 TDI TIPTRONIC	313CV	0,8780	3.951,16
AUDI	A6 AVANT 2.0 TDI MULTITR.	177CV	0,6680	3.006,14
AUDI	A6 AVANT 2.0 TDI MULTITRONIC	136CV	0,6466	2.909,52
AUDI	A6 AVANT 2.0/16V TDI	170CV SW	0,6650	2.992,66
AUDI	A6 AVANT 2.0/16V TDI 140CV	S.W.	0,6381	2.871,56
AUDI	A6 AVANT 2.7/24V V6 TDI	S.W. MOD.2005	0,7271	3.272,11
AUDI	A6 AVANT 3.0 TDI MULTITR.	204CV	0,7627	3.432,14
AUDI	A6 AVANT 3.0 TDI QUATTRO S-TR	245CV	0,8060	3.627,10
AUDI	A6 AVANT 3.0 TDI QUATTRO S-TR.	204CV	0,7912	3.560,22
AUDI	A6 AVANT 3.0 TDI QUATTRO TIPTR.	313CV	0,8605	3.872,41
AUDI	A6 AVANT 3.0 TDI V6 233CV	QUATTRO S.W.	0,7978	3.590,08
AUDI	A7 SPB 3.0 V6 TDI	245CV	0,8660	3.896,93
AUDI	A7 SPB 3.0 V6 TDI MULTITRONIC	204CV	0,8116	3.652,29
AUDI	A7 SPB 3.0 V6 TDI QUATTRO S-TRON	204CV	0,8384	3.772,64
AUDI	A7 SPB 3.0 V6 TDI TIPTRONIC	313CV	0,9123	4.105,24
AUDI	A8 3.0 TDI 258CV	QUATTRO TIPTRONIC	0,9447	4.250,96
AUDI	A8 3.0 TDI TIPTRONIC	204CV	0,9346	4.205,76
AUDI	A8 3.0 TDI V6 233CV	QUATTRO TIP.	0,9224	4.150,96
AUDI	A8 3.0 V6 TDI QUATTRO TIPTR	250CV	0,9686	4.358,65
AUDI	A8 4.2 TDI V8 326CV	QUATTRO TIP.	1,0722	4.824,85
AUDI	A8 4.2 V8 TDI QUATTRO TIPT	350CV EURO5	1,0901	4.905,67
AUDI	Q3 2.0 TDI	140CV	0,5790	2.605,28
AUDI	Q3 2.0 TDI	177CV QUATTRO S-TRONIC	0,6445	2.900,35
AUDI	Q5 2.0 TDI	143CV	0,6344	2.854,83
AUDI	Q5 2.0 TDI	150CV	0,6180	2.780,94
AUDI	Q5 2.0 TDI 150CV	ULTRA	0,5984	2.692,97
AUDI	Q5 2.0 TDI 163CV	CLEAN DIESEL QUATTRO	0,6608	2.973,72
AUDI	Q5 2.0 TDI 163CV	QUATTRO S TRONIC	0,6455	2.904,80
AUDI	Q5 2.0 TDI 170CV	QUATTRO S-TRONIC	0,7199	3.239,60
AUDI	Q5 2.0 TDI 177CV	QUATTRO	0,6663	2.998,25
AUDI	Q5 2.0 TDI 190CV	CLEAN DIESEL QUATTRO	0,6604	2.971,61
AUDI	Q5 2.0 TDI 190CV	S TRONIC	0,6266	2.819,57
AUDI	Q5 2.0 TDI QUATTRO	143CV EURO5	0,6686	3.008,53
AUDI	Q5 2.0 TDI QUATTRO	170CV	0,6822	3.069,90
AUDI	Q5 3.0 TDI 340CV	BITURBO QUATTRO TIP	0,8769	3.946,13
AUDI	Q5 3.0 V6 TDI 245CV	QUATTRO	0,8000	3.599,93




MARCA	MODELLO	SERIE	COSTO CHILOMETRICO 15.000 KM	FRINGE BENEFIT ANNUALE
AUDI	Q5 3.0 V6 TDI 258CV	QUATTRO S-TR EURO6	0,7716	3.472,27
AUDI	Q5 3.0 V6 TDI QUATTRO S-TR	239CV EURO5	0,7810	3.514,49
AUDI	Q7 3.0 V6 TDI	240CV	0,8746	3.935,85
AUDI	Q7 3.0 V6 TDI 204CV	EURO5	0,8339	3.752,76
AUDI	Q7 3.0 V6 TDI 239CV	EURO5	0,8464	3.808,91
AUDI	Q7 3.0 V6 TDI 245CV	EURO5	0,8564	3.853,97
AUDI	Q7 3.0 V6 TDI 260CV	EURO5	0,8373	3.768,05
AUDI	Q7 4.2 V8 TDI	326CV	1,0180	4.581,20
AUDI	Q7 4.2 V8 TDI 340CV	EURO5	1,0303	4.636,43
AUDI	Q7 6.0 V12 TDI	500CV	1,4284	6.427,79
AUDI	Q7 6.0 V12 TDI 500CV	EURO5	1,4823	6.670,19
AUDI	SQ5 3.0 V6 TDI BIT	QUATTRO 313CV	0,8586	3.863,67
AUDI	TT 2.0 TDI 170CV QUATTRO	COUPÉ EURO 5	0,6393	2.876,68
AUDI	TT 2.0 TDI 170CV QUATTRO	ROADSTER EURO 5	0,6633	2.984,65
BMW	114D 1.6	95CV	0,4659	2.096,41
BMW	116D 1.6	116CV	0,4623	2.080,43
BMW	116D 2.0	116CV	0,5195	2.337,58
BMW	116D 2.0 116CV	EURO5	0,5437	2.446,50
BMW	118D 2.0 143CV	CABRIO EURO5	0,5822	2.620,06
BMW	118D 2.0 143CV	COUPÉ EURO5	0,5595	2.517,62
BMW	118D 2.0 143CV	EURO5	0,5324	2.395,98
BMW	118D 2.0 143CV EURO5	5 PORTE	0,5602	2.520,95
BMW	118D 2.0 143CV EURO5	MY2013	0,5359	2.411,72
BMW	118D XDRIVE 2.0	143CV	0,5382	2.421,75
BMW	120D 2.0	184CV (MOD.2013) 3P	0,5633	2.535,01
BMW	120D 2.0 177CV	CABRIO EURO5	0,6030	2.713,34
BMW	120D 2.0 177CV	COUPÉ EURO5	0,5833	2.624,88
BMW	120D 2.0 177CV	EURO5	0,5635	2.535,69
BMW	120D 2.0 184CV	EURO5 (MOD.2011) 5P	0,5846	2.630,51
BMW	120D 2.0 XDRIVE	184CV	0,5742	2.583,99
BMW	123D 2.0 204CV	CABRIO EURO5	0,6324	2.845,83
BMW	123D 2.0 204CV	COUPÉ EURO5	0,6116	2.752,19
BMW	123D 2.0 204CV	EURO5	0,5987	2.694,18
BMW	125D 2.0	218CV	0,5985	2.693,35
BMW	216D 1.5 116CV SPORT	GRAN TOURER	0,5074	2.283,25
BMW	218D 2.0 143CV	COUPÉ	0,5485	2.468,16
BMW	218D 2.0 150CV SPORT	GRAN TOURER	0,5544	2.494,79
BMW	220D 2.0 184CV	COUPÉ EURO6	0,5866	2.639,81
BMW	220D XDRIVE 2.0 190CV SPORT	GRAN TOURER	0,6110	2.749,29
BMW	225D 2.0 218CV	COUPÉ	0,6237	2.806,53
BMW	316D 2.0 116CV	BERLINA EURO5	0,5360	2.411,93
BMW	316D 2.0 TOURING	116CV	0,5547	2.496,00
BMW	318D 2.0 143CV	BERLINA EURO5	0,5672	2.552,35
BMW	318D 2.0 TOURING	143CV	0,5825	2.621,16
BMW	318D 2.0 TOURING XDRIVE	143CV	0,6034	2.715,39
BMW	318D GRAN TURISMO 2.0	143CV	0,6066	2.729,64
BMW	318D TOURING 2.0 143CV	SW EURO5	0,5924	2.665,83
BMW	318D XDRIVE 2.0 143CV	BERLINA	0,5899	2.654,66
BMW	320D 2.0 177CV	BERLINA EURO5	0,6042	2.718,89
BMW	320D 2.0 177CV	CABRIO EURO5	0,6807	3.063,12
BMW	320D 2.0 177CV	COUPÉ EURO5	0,6219	2.798,51
BMW	320D 2.0 184CV	BERLINA	0,5873	2.642,65
BMW	320D 2.0 184CV	CABRIO	0,6821	3.069,49
BMW	320D 2.0 184CV	COUPÉ	0,6269	2.821,07
BMW	320D 2.0 EFFIC DYNAMICS 163CV	BERLINA	0,5839	2.627,64



MARCA	MODELLO	SERIE	COSTO CHILOMETRICO 15.000 KM	FRINGE BENEFIT ANNUALE
BMW	320D 2.0 TOURING EFFIC DYNAMICS	163CV	0,5949	2.676,91
BMW	320D 2.0 TOURING XDRIVE	184CV	0,6282	2.826,72
BMW	320D 2.0 XDRIVE 184CV	COUPÉ	0,6563	2.953,45
BMW	320D GRAN TURISMO 2.0	184CV E6	0,6339	2.852,43
BMW	320D TOURING 2.0	184CV SW	0,6081	2.736,31
BMW	320D TOURING 2.0 177CV	SW EURO5	0,6029	2.712,89
BMW	320D TOURING 2.0 184CV	SW	0,6191	2.786,16
BMW	320D TOURING XDRIVE 2.0 177CV	S.W.	0,6265	2.819,20
BMW	320D TOURING XDRIVE 2.0 184CV	SW	0,6436	2.896,24
BMW	320D XDRIVE 2.0 177CV	BERLINA	0,6300	2.834,87
BMW	320D XDRIVE 2.0 184CV	BERLINA	0,6155	2.769,81
BMW	325D 2.0	218CV	0,6106	2.747,80
BMW	325D 2.0 218CV	BERLINA	0,6263	2.818,57
BMW	325D 2.0 GRAN TURISMO	218CV	0,6626	2.981,75
BMW	325D 2.0 TOURING	218CV	0,6406	2.882,67
BMW	325D 3.0 204 CV	COUPÉ	0,7270	3.271,34
BMW	325D 3.0 204CV	CABRIO	0,7801	3.510,62
BMW	325D 3.0 V6 197CV	BERLINA	0,6742	3.034,02
BMW	325D 3.0 V6 197CV	CABRIO	0,7471	3.361,84
BMW	325D 3.0 V6 197CV	COUPÉ	0,6955	3.129,81
BMW	325D TOURING 2.0	218CV	0,6222	2.799,93
BMW	325D TOURING 3.0 L6 204CV	SW	0,7161	3.222,66
BMW	325D TOURING 3.0 V6 197CV	S.W.	0,6725	3.026,23
BMW	330D 3.0 V6 245CV	BERLINA EURO5	0,7132	3.209,37
BMW	330D 3.0 V6 245CV	CABRIO EURO5	0,7791	3.505,95
BMW	330D 3.0 V6 245CV	COUPÉ EURO5	0,7309	3.288,85
BMW	330D 3.0 XDRIVE 245CV	COUPÉ	0,7923	3.565,47
BMW	330D TOURING 3.0 258CV	SW	0,7460	3.357,13
BMW	330D TOURING 3.0 V6 245CV	SW EURO5	0,7321	3.294,65
BMW	330D XDRIVE 3.0 V6 245CV	BERLINA EURO5	0,7432	3.344,44
BMW	330D XDRIVE 3.0 V6 245CV	COUPÉ EURO5	0,7674	3.453,22
BMW	330D XDRIVE TOURING 3.0 V6 245CV	SW EURO5	0,7608	3.423,82
BMW	330DA 3.0 258CV	BERLINA	0,7254	3.264,41
BMW	330DA 3.0 GRAN TURISMO	258CV	0,7572	3.407,57
BMW	330DA 3.0 TOURING XDRIVE	258CV	0,7555	3.399,84
BMW	330DA 3.0 XDRIVE GRAN TURISMO	258CV	0,7756	3.490,35
BMW	330DA XDRIVE 3.0 258CV	BERLINA	0,7455	3.354,83
BMW	335D 3.0 V6 286CV	BERLINA	0,7636	3.436,40
BMW	335D 3.0 V6 286CV	COUPÉ	0,7861	3.537,57
BMW	335D TOURING 3.0 V6 286CV	S.W.	0,7815	3.516,66
BMW	335DA 3.0 XDRIVE GRAN TURISMO	313CV	0,8095	3.642,82
BMW	335DA XDRIVE 3.0 313CV	BERLINA	0,7796	3.508,24
BMW	418D 2.0 143CV	GRAN COUPÉ	0,6034	2.715,32
BMW	420D 2.0 184CV	CABRIO	0,6821	3.069,62
BMW	420D 2.0 184CV	COUPÉ	0,6335	2.850,75
BMW	420D 2.0 184CV	GRAN COUPÉ	0,6335	2.850,75
BMW	420D XDRIVE 2.0 184CV	COUPÉ	0,6485	2.918,26
BMW	420D XDRIVE 2.0 184CV	GRAN COUPÉ	0,6510	2.929,71
BMW	425D 2.0 218CV	COUPÉ	0,6589	2.964,91
BMW	518D 2.0 143CV	BERLINA	0,6422	2.889,98
BMW	518D 2.0 150CV	BERLINA	0,6102	2.746,03
BMW	520D 2.0 177CV	BERLINA EURO5	0,6540	2.942,92
BMW	520D 2.0 184CV	BERLINA	0,6641	2.988,26
BMW	520D 2.0 184CV	BERLINA EURO5	0,6506	2.927,87
BMW	520D 2.0 190CV	BERLINA	0,6304	2.836,96



MARCA	MODELLO	SERIE	COSTO CHILOMETRICO 15.000 KM	FRINGE BENEFIT ANNUALE
BMW	520D 2.0 XDRIVE 184CV	BERLINA	0,7022	3.159,68
BMW	520D GRAN TURISMO 2.0	184CV	0,7340	3.302,90
BMW	520D TOURING 2.0 177CV	SW EURO5	0,6956	3.130,38
BMW	520D TOURING 2.0 184CV	SW	0,6715	3.021,92
BMW	520D TOURING 2.0 184CV	SW EURO5	0,6713	3.020,97
BMW	525D 2.0 218CV	BERLINA	0,6641	2.988,50
BMW	525D 3.0 204CV	BERLINA EURO5	0,7630	3.433,37
BMW	525D 3.0 V6 197CV	BERLINA	0,7311	3.289,80
BMW	525D TOURING 2.0 218CV	SW	0,6715	3.021,80
BMW	525D TOURING 3.0 L6 204CV	EURO5 SW	0,7794	3.507,39
BMW	525D TOURING 3.0 V6 197CV	S.W.	0,7495	3.372,62
BMW	525D TOURING XDRIVE 2.0 218CV	SW	0,6979	3.140,50
BMW	525D XDRIVE 2.0 218CV	BERLINA	0,6896	3.103,41
BMW	525XD 3.0 V6 197CV	BERLINA	0,7545	3.395,43
BMW	525XD TOURING 3.0 V6 197CV	S.W.	0,7755	3.489,69
BMW	530D 245CV	EURO5	0,7612	3.425,33
BMW	530D 3.0 258CV	BERLINA	0,7606	3.422,59
BMW	530D 3.0 V6 235CV	BERLINA	0,7634	3.435,33
BMW	530D GT 3.0 V6 245CV	EURO5	0,8245	3.710,34
BMW	530D TOURING 3.0 245CV	SW EURO5	0,7992	3.596,60
BMW	530D TOURING 3.0 258CV	SW	0,7614	3.426,39
BMW	530D TOURING 3.0 V6 235CV	S.W.	0,7818	3.518,17
BMW	530D XDRIVE 258CV	BERLINA EURO5	0,7836	3.526,28
BMW	530D XDRIVE 3.0 258CV	BERLINA	0,7690	3.460,28
BMW	530D XDRIVE GT 3.0 245CV	EURO5	0,8709	3.919,17
BMW	530DA 3.0 249CV	BERLINA	0,7189	3.235,15
BMW	530DA XDRIVE 3.0 249CV	BERLINA	0,7383	3.322,48
BMW	530XD 3.0 V6 235CV	BERLINA	0,7872	3.542,40
BMW	530XD TOURING 3.0 6V 235CV	S.W.	0,8081	3.636,67
BMW	535D 3.0 313CV	BERLINA	0,7973	3.587,70
BMW	535D 3.0 V6 286CV	BERLINA	0,8248	3.711,64
BMW	535D GT 3.0 L6 300CV	EURO5	0,8935	4.020,56
BMW	535D TOURING 3.0 L6 300CV	EURO5 SW	0,8607	3.873,18
BMW	535D TOURING 3.0 V6 286CV	S.W.	0,8440	3.797,94
BMW	535D TOURING XDRIVE 3.0 313CV	SW	0,8184	3.682,62
BMW	535D XDRIVE 3.0 313CV	BERLINA	0,8150	3.667,39
BMW	535D XDRIVE GT 3.0 L6 300CV	EURO5	0,9164	4.123,79
BMW	635D 3.0 V6 286CV	CABRIO	1,0497	4.723,47
BMW	635D 3.0 V6 286CV	COUPÉ	0,9915	4.461,85
BMW	640D GC 3.0	313CV	0,9586	4.313,74
BMW	730D 3.0	258CV	0,9669	4.351,20
BMW	730D 3.0 V6 245CV	EURO5	0,9816	4.417,19
BMW	730D XDRIVE 3.0	258CV	0,9922	4.464,99
BMW	740D 3.0	313CV	1,0132	4.559,41
BMW	740D 3.0 V6 306CV	EURO5	1,0322	4.644,86
BMW	740D XDRIVE 3.0	313CV	1,0385	4.673,23
BMW	740D XDRIVE 3.0 L6 306CV	EURO5	1,0592	4.766,29
BMW	750D XDRIVE 3.0	381CV	1,1362	5.112,99
BMW	M 550D XDRIVE	381CV	0,9953	4.478,77
BMW	X1 SDRIVE 16D 2.0	116CV	0,5552	2.498,27
BMW	X1 SDRIVE 18D	143CV	0,5770	2.596,31
BMW	X1 SDRIVE 18D 2.0	143CV	0,5688	2.559,74
BMW	X1 SDRIVE 20D	177CV	0,6078	2.735,30
BMW	X1 SDRIVE 20D 2.0	163CV	0,5920	2.664,20
BMW	X1 SDRIVE 20D 2.0	184CV	0,6027	2.712,19



MARCA	MODELLO	SERIE	COSTO CHILOMETRICO 15.000 KM	FRINGE BENEFIT ANNUALE
BMW	X1 XDRIVE 18D	143CV	0,5974	2.688,45
BMW	X1 XDRIVE 18D 2.0	143CV	0,5992	2.696,25
BMW	X1 XDRIVE 20D 2.0	184CV	0,6255	2.814,58
BMW	X1 XDRIVE 20D 4X4	177CV	0,6283	2.827,44
BMW	X1 XDRIVE 23D A	204CV	0,6712	3.020,59
BMW	X1 XDRIVE 25DA 2.0	218CV	0,6580	2.961,03
BMW	X3 SDRIVE 18D 2.0	143CV	0,6249	2.811,84
BMW	X3 SDRIVE 18D 2.0	150CV	0,6310	2.839,44
BMW	X3 XDRIVE 1.8D	143CV	0,6322	2.844,86
BMW	X3 XDRIVE 2.0D	190 CV	0,6600	2.969,91
BMW	X3 XDRIVE 20D	177CV	0,6677	3.004,49
BMW	X3 XDRIVE 20D 2.0 L4	184CV	0,6584	2.962,77
BMW	X3 XDRIVE 3.0D	218CV	0,7584	3.413,00
BMW	X3 XDRIVE 3.5D	286CV	0,8116	3.652,08
BMW	X3 XDRIVE 30D 3.0	258CV	0,8053	3.623,93
BMW	X3 XDRIVE 30DA 3.0	249CV	0,7616	3.427,17
BMW	X3 XDRIVE 30DA 3.0	258CV	0,8092	3.641,49
BMW	X3 XDRIVE 35DA	313CV	0,8684	3.907,77
BMW	X3 XDRIVE 35DA 3.0 313CV	ND	0,8310	3.739,63
BMW	X5 SDRIVE 25D 2.0	218CV	0,7359	3.311,73
BMW	X5 XDRIVE 3.0D	235CV	0,8303	3.736,31
BMW	X5 XDRIVE 3.5D 3.0	286CV	0,8603	3.871,18
BMW	X5 XDRIVE 30D 3.0	245CV	0,8561	3.852,32
BMW	X5 XDRIVE 40D 3.0	306CV	0,9011	4.054,90
BMW	X6 XDRIVE 30D	235CV	0,8620	3.879,17
BMW	X6 XDRIVE 30D 245CV	EURO5	0,8982	4.042,00
BMW	X6 XDRIVE 35D	286CV	0,8914	4.011,49
BMW	X6 XDRIVE 35D FUTURA	286CV	0,9312	4.190,22
BMW	X6 XDRIVE 40D 306CV	EURO5	0,9327	4.197,30
CADILLAC	BLS 1.9 D 150CV	BERLINA	0,5895	2.652,75
CHEVROLET	AVEO 1.3 D SES 75CV	4 PORTE	0,3751	1.687,89
CHEVROLET	AVEO 1.3 D SES 75CV	5 PORTE	0,3678	1.655,03
CHEVROLET	AVEO 1.3 D SES 95CV	5 PORTE	0,3787	1.704,29
CHEVROLET	CAPTIVA 2.0/16V VCDI 150CV	5 PORTE	0,5974	2.688,25
CHEVROLET	CAPTIVA 2.0/16V VCDI 2WD	127CV	0,5801	2.610,51
CHEVROLET	CAPTIVA 2.2 VCDI 2WD	163CV	0,5792	2.606,53
CHEVROLET	CAPTIVA 2.2 VCDI 4WD	184CV	0,6157	2.770,47
CHEVROLET	CRUZE 1.7 D 131CV	4 PORTE	0,4629	2.083,26
CHEVROLET	CRUZE 1.7 D 131CV	5 PORTE	0,4435	1.995,63
CHEVROLET	CRUZE 1.7 D 131CV	SW	0,4662	2.097,75
CHEVROLET	CRUZE 2.0 150CV	MOD 2009	0,5120	2.304,07
CHEVROLET	CRUZE 2.0 D	163CV	0,5107	2.298,13
CHEVROLET	CRUZE 2.0 D 163CV	SW	0,5368	2.415,75
CHEVROLET	EPICA 2.0 VCDI 150CV	BERLINA	0,5669	2.551,25
CHEVROLET	LACETTI 2.0 TCDI 121CV	BERLINA	0,4839	2.177,59
CHEVROLET	MALIBU 2.0L	160CV	0,5784	2.602,90
CHEVROLET	NUBIRA 2.0 TCDI 121CV	S.W.	0,4965	2.234,05
CHEVROLET	ORLANDO 2.0 DIESEL	130CV	0,5174	2.328,20
CHEVROLET	ORLANDO 2.0 DIESEL	163CV	0,5370	2.416,53
CHEVROLET	TRAX 1.6 136CV	2X4	0,4490	2.020,56
CHEVROLET	TRAX 1.6 136CV	4X4	0,4651	2.093,07
CHEVROLET	TRAX 1.7D AWD 4X4	131CV	0,5034	2.265,18
CHEVROLET	TRAX 1.7D FWD 4X2	131CV	0,4858	2.186,29
CHRYSLER	300C 3.0 V6 CRD	BERLINA	0,7413	3.336,06
CHRYSLER	300C 3.0 V6 CRD	S.W.	0,7552	3.398,49



MARCA	MODELLO	SERIE	COSTO CHILOMETRICO 15.000 KM	FRINGE BENEFIT ANNUALE
CHRYSLER	GRAND VOYAGER 2.8 CRD	163CV	0,7501	3.375,41
CHRYSLER	PT CRUISER 2.2 CRD	150CV BERLINA	0,5780	2.601,13
CHRYSLER	SEBRING 2.0 TD 140CV	4 PORTE	0,5897	2.653,63
CHRYSLER	SEBRING CABRIO 2.0 TD	140CV	0,6795	3.057,53
CHRYSLER	VOYAGER 2.5 CRD	143CV LX MOD.2003	0,6423	2.890,48
CHRYSLER	VOYAGER 2.8 CRD	150CV	0,6598	2.968,97
CITROEN	BERLINGO 1.6 HDI	115CV	0,4586	2.063,67
CITROEN	BERLINGO 1.6 HDI	75CV	0,4419	1.988,62
CITROEN	BERLINGO 1.6 HDI	90CV	0,4522	2.034,79
CITROEN	BERLINGO 1.6/16V HDI 110CV	MOD.2008	0,4801	2.160,52
CITROEN	BERLINGO 1.6/16V HDI 75CV	MOD.2008	0,4747	2.135,97
CITROEN	BERLINGO 1.6/16V HDI 90CV	MOD.2008	0,4813	2.165,85
CITROEN	C1 1.4 HDI	55CV	0,3573	1.607,78
CITROEN	C2 1.4 HDI	68CV	0,3723	1.675,39
CITROEN	C3 1.4 E-HDI	70CV	0,3818	1.718,06
CITROEN	C3 1.4 HDI	70CV	0,3805	1.712,04
CITROEN	C3 1.4 HDI 68CV	CLASSIQUE 5 PORTE	0,3779	1.700,67
CITROEN	C3 1.4 HDI 68CV	ELEGANCE 5 PORTE	0,3863	1.738,38
CITROEN	C3 1.4 HDI 68CV	EXCLUSIVE 5 PORTE	0,3951	1.778,05
CITROEN	C3 1.6 BLUEHDI	100CV	0,4042	1.819,06
CITROEN	C3 1.6 BLUEHDI	75CV	0,3884	1.747,70
CITROEN	C3 1.6 E-HDI	115CV	0,4289	1.930,14
CITROEN	C3 1.6 E-HDI	90CV	0,4102	1.845,71
CITROEN	C3 PICASSO 1.6 HDI	115CV	0,4631	2.084,06
CITROEN	C3 PICASSO 1.6 HDI	90CV	0,4325	1.946,36
CITROEN	C3 PICASSO 1.6 HDI/110CV	MOD.2009	0,4588	2.064,42
CITROEN	C3 PICASSO 1.6 HDI/90CV	MOD. 2009	0,4352	1.958,23
CITROEN	C3 PLURIEL 1.4 HDI 68CV	CABRIO	0,4080	1.836,16
CITROEN	C4 1.6 E-HDI	115CV	0,4512	2.030,24
CITROEN	C4 1.6 HDI 110CV	EURO5	0,4597	2.068,67
CITROEN	C4 1.6 HDI 110CV	MOD.2009	0,4480	2.016,13
CITROEN	C4 1.6 HDI 90CV	MOD.2009	0,4265	1.919,13
CITROEN	C4 1.6 HDI 92CV	EURO5	0,4458	2.005,96
CITROEN	C4 2.0 HDI 140CV	MOD.2009	0,5070	2.281,30
CITROEN	C4 2.0 HDI 150CV	EURO5	0,5353	2.408,76
CITROEN	C4 AIRCROSS 1.6 HDI 115CV	2WD	0,4789	2.154,84
CITROEN	C4 AIRCROSS 1.6 HDI 115CV	4WD	0,4965	2.234,47
CITROEN	C4 AIRCROSS 1.8 HDI 150CV	2WD	0,5696	2.563,31
CITROEN	C4 AIRCROSS 1.8 HDI 150CV	4WD	0,5738	2.582,13
CITROEN	C4 CACTUS 1.6 E-HDI	92CV	0,4170	1.876,47
CITROEN	C4 GRAN PICASSO 1.6 E-HDI	90CV	0,4626	2.081,48
CITROEN	C4 GRAND PICASSO 1.6 E-HDI	115CV	0,4785	2.153,07
CITROEN	C4 GRAND PICASSO 1.6/16V HDI 110CV	MOD.2009	0,4958	2.230,98
CITROEN	C4 GRAND PICASSO 2.0 HDI 136CV	MOD. 2009	0,5653	2.543,85
CITROEN	C4 PICASSO 1.6 E-HDI	90CV	0,4566	2.054,54
CITROEN	C4 PICASSO 1.6 HDI	115CV	0,4705	2.117,34
CITROEN	C4 PICASSO 1.6 HDI	90CV	0,4588	2.064,39
CITROEN	C4 PICASSO 1.6 HDI 110CV	CLASSIQUE	0,4966	2.234,80
CITROEN	C4 PICASSO 1.6 HDI 110CV CMP6 EX	MOD.2009	0,5159	2.321,38
CITROEN	C4 PICASSO 2.0 HDI 136CV	MOD. 2009	0,5593	2.516,87
CITROEN	C5 1.6 E-HDI	115CV	0,4921	2.214,52
CITROEN	C5 1.6 HDI	115CV	0,5028	2.262,59
CITROEN	C5 1.6/16V HDI 110CV	BERLINA MOD.2008	0,5215	2.346,71
CITROEN	C5 1.6/16V HDI 110CV	S.W. MOD.2008	0,5296	2.383,12
CITROEN	C5 2.0 HDI	140CV	0,5589	2.515,01




MARCA	MODELLO	SERIE	COSTO CHILOMETRICO 15.000 KM	FRINGE BENEFIT ANNUALE
CITROEN	C5 2.0 HDI	160CV	0,5812	2.615,56
CITROEN	C5 2.0 HDI 140CV	MOD.2009	0,5709	2.569,16
CITROEN	C5 2.0 HDI 140CV SW	MOD.2009	0,5790	2.605,55
CITROEN	C5 2.0 HDI 163CV FAP	BERLINA	0,5881	2.646,48
CITROEN	C5 2.0 HDI 163CV FAP TOURER	SW	0,5975	2.688,62
CITROEN	C5 2.0 HDI AUT	163CV	0,5965	2.684,05
CITROEN	C5 2.0/16V HDI 136CV	BERLINA MOD.2008	0,5543	2.494,36
CITROEN	C5 2.0/16V HDI 136CV	S.W. MOD.2008	0,5617	2.527,56
CITROEN	C5 2.2 BI-T HDI 170CV	BERLINA MOD.2008	0,6139	2.762,59
CITROEN	C5 2.2 BI-T HDI 170CV	S.W. MOD.2008	0,6181	2.781,54
CITROEN	C5 2.2 HDI	200CV AUT	0,6557	2.950,58
CITROEN	C5 2.7/24V BI-T HDI 204CV	BERLINA MOD.2008	0,6945	3.125,30
CITROEN	C5 2.7/24V HDI 204CV	S.W. MOD.2008	0,7002	3.150,84
CITROEN	C5 3.0 HDI	240CV AUT	0,7518	3.383,02
CITROEN	C5 3.0 V6 B-T HDI	243CV BERLINA	0,7322	3.294,69
CITROEN	C5 3.0 V6 B-T HDI	243CV S.W.	0,7398	3.329,19
CITROEN	C5 TOURER 1.6 E-HDI CMP6	115CV SW	0,5058	2.276,13
CITROEN	C5 TOURER 1.6 HDI	115CV SW	0,5028	2.262,59
CITROEN	C5 TOURER 2.0 HDI	140CV SW	0,5674	2.553,49
CITROEN	C5 TOURER 2.0 HDI	160CV SW	0,5819	2.618,36
CITROEN	C5 TOURER 2.0 HDI AUT	160CV SW	0,6033	2.714,92
CITROEN	C5 TOURER 2.2 HDI	200CV SW	0,6659	2.996,72
CITROEN	C5 TOURER 3.0 HDI AUT	240CV	0,7622	3.429,82
CITROEN	C6 2.2/16V HDI 173CV	BI-TURBO BERLINA	0,7018	3.157,95
CITROEN	C6 3.0 V6 B-T 24V	243CV	0,7996	3.598,19
CITROEN	C8 2.0 16V HDI	120CV	0,5813	2.616,03
CITROEN	C8 2.0/16V HDI	120CV	0,5833	2.624,63
CITROEN	C8 2.0 16V HDI	136CV	0,6196	2.788,08
CITROEN	C8 2.0 16V HDI	163CV	0,6253	2.813,83
CITROEN	C8 2.0/16V HDI	136CV	0,6021	2.709,25
CITROEN	C8 2.2 16V HDI	170CV	0,6507	2.928,10
CITROEN	C8 2.2/16V HDI	170CV	0,6489	2.919,97
CITROEN	C-CROSSER 2.2 16V HDI	160CV	0,6401	2.880,54
CITROEN	C-CROSSER 2.2 HDI	160CV	0,6332	2.849,44
CITROEN	JUMPY ATLANTE BUSINESS 2.0 HDI	160CV	0,6068	2.730,75
CITROEN	NEMO 1.3 HDI 75CV	MULTISPACE	0,4003	1.801,24
CITROEN	NEMO 1.4 HDI 70CV	MULTISPACE	0,3853	1.733,65
CITROEN	NEMO MULTISPACE 1.3 HDI 75CV	EURO5	0,4068	1.830,61
CITROEN	NEMO MULTISPACE 1.3 HDI 75CV	S&S EURO5	0,4050	1.822,45
CITROEN	NUOVA C3 1.4 HDI	70CV	0,3946	1.775,92
CITROEN	NUOVA C3 1.6 E-HDI	110CV	0,4481	2.016,51
CITROEN	NUOVA C3 1.6 E-HDI	115CV	0,4367	1.965,10
CITROEN	NUOVA C3 1.6 HDI	90CV	0,4284	1.927,65
CITROEN	XSARA PICASSO 1.6/16V HDI	110CV	0,4780	2.150,97
CITROEN	XSARA PICASSO 1.6/16V HDI	90CV	0,4654	2.094,17
DACIA	DOKKER 1.5 DCI 8V	75CV	0,3536	1.591,10
DACIA	DOKKER 1.5 DCI 8V	90CV	0,3610	1.624,43
DACIA	DUSTER 1.5 DCI 107CV	4X2	0,4077	1.834,68
DACIA	DUSTER 1.5 DCI 110CV	2WD	0,3973	1.787,87
DACIA	DUSTER 1.5 DCI 110CV	4WD	0,4143	1.864,15
DACIA	DUSTER 1.5 DCI 110CV	4X4	0,4243	1.909,26
DACIA	DUSTER 1.5 DCI 90CV	4X2	0,3882	1.746,90
DACIA	DUSTER 1.5 DCI 90CV	4X4	0,4100	1.845,08
DACIA	LODGY 1.5 DCI 8V 110CV	5 POSTI	0,3740	1.682,93
DACIA	LODGY 1.5 DCI 8V 110CV	7 POSTI	0,3767	1.695,35




MARCA	MODELLO	SERIE	COSTO CHILOMETRICO 15.000 KM	FRINGE BENEFIT ANNUALE
DACIA	LODGY 1.5 DCI 8V 90CV	5 POSTI	0,3584	1.612,69
DACIA	LODGY 1.5 DCI 8V 90CV	7 POSTI	0,3611	1.625,11
DACIA	LOGAN 1.5 DCI 68CV	BERLINA	0,3658	1.646,06
DACIA	LOGAN 1.5 DCI 70CV	S.W.	0,3871	1.741,84
DACIA	LOGAN 1.5 DCI 85CV	BERLINA	0,3700	1.665,01
DACIA	LOGAN 1.5 DCI 85CV	SW	0,3953	1.778,66
DACIA	LOGAN MCV 1.5 DCI	75CV	0,3323	1.495,53
DACIA	LOGAN MCV 1.5 DCI	90CV	0,3370	1.516,44
DACIA	SANDERO 1.5 DCI	68CV	0,3615	1.626,96
DACIA	SANDERO 1.5 DCI	75CV	0,3240	1.457,87
DACIA	SANDERO 1.5 DCI	85CV	0,3740	1.682,87
DACIA	SANDERO STEPWAY 1.5 DCI	90CV	0,3576	1.609,23
DODGE	AVENGER 2.0/16V	140CV	0,5660	2.546,78
DODGE	CALIBER 2.0 TD 140CV	5 PORTE	0,5265	2.369,33
DODGE	JOURNEY 2.0 TD	140CV	0,5932	2.669,28
DODGE	JOURNEY 2.0/16V	140CV	0,5648	2.541,52
DODGE	NITRO 2.8 CRD 2WD	177CV	0,6965	3.134,38
DR	DR5 1.9 8V ECOJET FREE	120CV	0,5117	2.302,59
DS	DS3 1.4 HDI	68CV	0,3932	1.769,56
DS	DS3 1.6 BLUEHDI	100CV CABRIO	0,4487	2.019,20
DS	DS3 1.6 E-HDI	115CV	0,4770	2.146,28
DS	DS3 1.6 E-HDI 90CV	CABRIO	0,4426	1.991,76
DS	DS3 1.6 HDI	92CV	0,4302	1.936,06
DS	DS3 1.6 HDI SPORT	112CV	0,4507	2.028,33
DS	DS4 1.6 BLUEHDI	110CV	0,4420	1.989,17
DS	DS4 1.6 E-HDI	110CV	0,4735	2.130,54
DS	DS4 1.6 E-HDI	115CV	0,4689	2.110,04
DS	DS4 2.0 HDI	136CV	0,5419	2.438,33
DS	DS4 2.0 HDI	163CV	0,5565	2.504,22
DS	DS5 2.0 HDI	160CV	0,5757	2.590,71
DS	DS5 1.6 E-HDI 110CV	AIRDREAM CMP6	0,5095	2.292,67
DS	DS5 1.6 E-HDI	115CV	0,5070	2.281,39
DS	DS5 2.0 BLUEHDI	180CV AUT	0,5775	2.598,81
FIAT	500 1.3/16V MJT	75CV	0,3724	1.675,94
FIAT	500 1.3/16V MJT	95CV	0,3745	1.685,14
FIAT	500C 1.3/16V MJT 75CV	CABRIO	0,4095	1.842,74
FIAT	500C 1.3/16V MJT 95CV	CABRIO	0,3951	1.777,87
FIAT	500L 1.3 MTJ	85CV	0,4075	1.833,83
FIAT	500L 1.6 MTJ	105CV	0,4444	1.999,84
FIAT	500L 1.6 MTJ	120CV	0,4568	2.055,39
FIAT	500L LIVING 1.3 MTJ	85CV	0,4269	1.920,86
FIAT	500L LIVING 1.3 MTJ	95CV	0,4186	1.883,87
FIAT	500L LIVING 1.6 MTJ	105CV	0,4537	2.041,66
FIAT	500L LIVING 1.6 MTJ	120CV	0,4585	2.063,40
FIAT	500L LIVING 1.6 MTJ 120CV	ND	0,4534	2.040,32
FIAT	BRAVO 1.6 MJT	105CV	0,4349	1.956,92
FIAT	BRAVO 1.6 MJT	120CV	0,4521	2.034,57
FIAT	DOBLÒ 1.3 MJT	90CV	0,4175	1.878,85
FIAT	DOBLÒ 1.3/16V MJT	85CV	0,4170	1.876,69
FIAT	DOBLÒ 1.6 MJT 105CV	EURO5	0,4447	2.000,93
FIAT	DOBLÒ 1.9 M.J.	105CV	0,4715	2.121,62
FIAT	DOBLÒ 1.9 M.J.	120CV	0,4816	2.167,13
FIAT	DOBLÒ 2.0 MJT 135CV	EURO5	0,4942	2.223,73
FIAT	DUCATO 2.2 MJT 100CV	PANORAMA	0,6193	2.786,81
FIAT	DUCATO 2.3 MJT 120CV	PANORAMA	0,6275	2.823,57



MARCA	MODELLO	SERIE	COSTO CHILOMETRICO 15.000 KM	FRINGE BENEFIT ANNUALE
FIAT	DUCATO 3.0 MTJ 160CV	PANORAMA	0,6614	2.976,09
FIAT	FIORINO QUBO 1.3 MJT	75CV	0,3891	1.751,10
FIAT	FREEMONT 2.0 16V MTJ	140CV	0,5604	2.521,61
FIAT	FREEMONT 2.0 16V MTJ	170CV	0,5847	2.631,10
FIAT	FREEMONT 2.0 16V MTJ 4X4 AUT	170CV	0,6185	2.783,12
FIAT	GRANDE PUNTO 1.3/16V M.J.	75CV	0,3844	1.729,63
FIAT	IDEA 1.3 MTJ 95CV	SES	0,4101	1.845,42
FIAT	IDEA 1.3/16V MULTIJET	70CV	0,4041	1.818,26
FIAT	IDEA 1.3/16V MJT	90CV	0,4131	1.858,75
FIAT	IDEA 1.6/16V MJT	120CV	0,4751	2.137,83
FIAT	MULTIPLA 1.9 MJT	120CV	0,5292	2.381,33
FIAT	NUOVA BRAVO 1.6/16V MJT	105CV	0,4585	2.063,16
FIAT	NUOVA BRAVO 1.6/16V MJT	120CV	0,4753	2.138,82
FIAT	NUOVA BRAVO 1.6/16V MJT	90CV	0,4336	1.951,41
FIAT	NUOVA BRAVO 1.9 MULTIJET	120CV BERLINA	0,4912	2.210,49
FIAT	NUOVA BRAVO 1.9/16V M.J.	150CV BERLINA	0,5215	2.346,82
FIAT	NUOVA BRAVO 2.0/16V M.J.	165CV	0,5029	2.263,15
FIAT	NUOVA CROMA 1.9 120CV ECO	MULTIJET	0,5363	2.413,44
FIAT	NUOVA CROMA 1.9 M.J.	120CV	0,5353	2.408,97
FIAT	NUOVA CROMA 1.9/16V M.J.	150CV	0,5683	2.557,57
FIAT	NUOVA CROMA 2.4 MULTIJET	200CV	0,6668	3.000,54
FIAT	NUOVA PANDA 1.3 MTJ 4X4	75CV	0,4083	1.837,31
FIAT	NUOVA PANDA 1.3/16V MJT	4X4 CROSS	0,4272	1.922,48
FIAT	NUOVA PANDA 1.3/16V MJT	69CV	0,3565	1.604,34
FIAT	NUOVA PANDA 1.3/16V MJT	69CV 4X4	0,4021	1.809,37
FIAT	NUOVA PANDA 1.3/16V MJT	75CV	0,3647	1.641,07
FIAT	PANDA 2012 1.3 MJT SES	75CV	0,3606	1.622,90
FIAT	PANDA CROSS 1.3 MJT 80CV	4X4	0,4304	1.937,02
FIAT	PUNTO 1.3/16V MJT 69CV	MOD.2007	0,3738	1.682,05
FIAT	PUNTO 2012 1.3 MJT II	75CV	0,3792	1.706,43
FIAT	PUNTO 2012 1.3 MJT II SES	85CV ECO	0,3720	1.673,81
FIAT	PUNTO 2012 1.3 MJT II SES	95CV	0,3965	1.784,28
FIAT	PUNTO EVO 1.3 MJT	75CV	0,3751	1.687,78
FIAT	PUNTO EVO 1.3 MJT	75CV DPF	0,3788	1.704,68
FIAT	PUNTO EVO 1.3 MJT	90CV	0,3939	1.772,72
FIAT	PUNTO EVO 1.3 MJT	95CV DPF	0,3992	1.796,56
FIAT	PUNTO EVO 1.3/16V MJT	75CV	0,3709	1.669,12
FIAT	PUNTO EVO 1.6 MJT	120CV DPF	0,4521	2.034,36
FIAT	QUBO 1.3 MJT 75CV	EURO5	0,3896	1.753,22
FIAT	QUBO 1.3 MJT 95CV	EURO5	0,4018	1.807,95
FIAT	SCUDO 2.0 MJT 136CV	PANORAMA	0,5893	2.651,72
FIAT	SEDICI 2.0 MJT 4X2	135CV MOD.2009	0,4984	2.242,80
FIAT	SEDICI 2.0 MJT 4X4	135CV MOD.2009	0,5169	2.325,97
FIAT	STILO M.W.1.9 MJT	120CV S.W.	0,5027	2.262,25
FIAT	ULYSSE 2.0 MJT	120CV	0,6083	2.737,21
FIAT	ULYSSE 2.0 MJT	136CV	0,6297	2.833,46
FIAT	ULYSSE 2.2 MJT	170CV	0,6859	3.086,60
FORD	B-MAX 1.5 TDCI	75CV	0,4031	1.813,88
FORD	B-MAX 1.6 TDCI	95CV	0,4185	1.883,42
FORD	C MAX PLUS 1.5 TDCI	95CV	0,4261	1.917,45
FORD	C-MAX 1.6 TDCI 110CV	MOD.2007	0,4711	2.120,09
FORD	C-MAX 1.6 TDCI 115 CV	EURO5	0,4452	2.003,38
FORD	C-MAX 1.6 TDCI 90CV	MOD.2007	0,4591	2.065,86
FORD	C-MAX 2.0 TDCI 110CV	MOD.2008	0,5166	2.324,72
FORD	C-MAX 2.0 TDCI 115CV	EURO5	0,5055	2.274,71



MARCA	MODELLO	SERIE	COSTO CHILOMETRICO 15.000 KM	FRINGE BENEFIT ANNUALE
FORD	C-MAX 2.0 TDCI 136CV	MOD.2007	0,5190	2.335,63
FORD	C-MAX 2.0 TDCI 163CV	EURO5	0,5057	2.275,54
FORD	C-MAX PLUS 1.6 TDCI	95CV	0,4486	2.018,76
FORD	C-MAX7 1.6 TDCI 114CV	EURO5	0,4619	2.078,68
FORD	C-MAX7 2.0 TDCI 115CV	EURO5	0,5187	2.334,29
FORD	C-MAX7 2.0 TDCI 163CV	EURO5	0,5190	2.335,59
FORD	ECOSPORT 1.5 TDCI	90CV	0,4057	1.825,83
FORD	FIESTA 1.4 TDCI 68CV	MOD.2009	0,3696	1.663,28
FORD	FIESTA 1.4 TDCI 70CV	EURO5	0,3808	1.713,65
FORD	FIESTA 1.5 TDCI	75CV	0,3660	1.646,81
FORD	FIESTA 1.5 TDCI	75CV PLUS	0,3649	1.641,87
FORD	FIESTA 1.6 TDCI 90CV	MOD.2009	0,3951	1.777,80
FORD	FIESTA 1.6 TDCI 95CV	EURO5	0,3949	1.776,84
FORD	FOCUS 1.6 TDCI	95CV	0,4458	2.006,25
FORD	FOCUS 1.6 TDCI 110CV	EURO5	0,4459	2.006,57
FORD	FOCUS 1.6 TDCI 110CV	SW EURO5	0,4544	2.044,88
FORD	FOCUS 1.6 TDCI 116CV	MY 2011	0,4378	1.970,01
FORD	FOCUS 1.6 TDCI 116CV WAGON	MY 2011	0,4419	1.988,70
FORD	FOCUS 1.6 TDCI 90CV	3 PORTE MD.2008	0,4347	1.956,15
FORD	FOCUS 1.6 TDCI 90CV	5 PORTE MOD.2008	0,4390	1.975,29
FORD	FOCUS 1.6 TDCI 90CV	S.W. MOD.2008	0,4388	1.974,39
FORD	FOCUS 1.6 TDCI ECONETIC	105CV	0,4264	1.918,63
FORD	FOCUS 1.6 TDCI ECONETIC	105CV SW	0,4304	1.937,02
FORD	FOCUS 2.0 SW TDCI	163CV	0,5443	2.449,47
FORD	FOCUS 2.0 TDCI	163CV	0,5402	2.430,77
FORD	FOCUS 2.0 TDCI 110CV	3 PORTE	0,4957	2.230,72
FORD	FOCUS 2.0 TDCI 110CV	5 PORTE	0,5000	2.249,86
FORD	FOCUS 2.0 TDCI 110CV	S.W.	0,5042	2.269,03
FORD	FOCUS 2.0 TDCI 116CV POWERSHIFT	MY 2011	0,4995	2.247,59
FORD	FOCUS 2.0 TDCI 116CV POWERSHIFT WAGON	MY 2011	0,5036	2.266,25
FORD	FOCUS 2.0 TDCI 136CV	3 PORTE MOD.2008	0,4924	2.216,01
FORD	FOCUS 2.0 TDCI 136CV	5 PORTE MOD.2008	0,4967	2.235,18
FORD	FOCUS 2.0 TDCI 136CV	COUPÉ-CABRIOLET	0,5538	2.492,09
FORD	FOCUS 2.0 TDCI 136CV	S.W. MOD.2008	0,5035	2.265,77
FORD	FOCUS 2.0/16V TDCI 136CV	COUPÉ-CABRIO	0,5539	2.492,36
FORD	FUSION 1.4 TDCI 68CV	MOD.2006	0,3866	1.739,55
FORD	FUSION 1.6 TDCI 90CV	MOD.2006	0,4180	1.881,10
FORD	GALAXY 2.0 TDCI	115CV	0,5725	2.576,39
FORD	GALAXY 2.0 TDCI	140CV	0,5721	2.574,63
FORD	GALAXY 2.0 TDCI	163CV	0,5853	2.634,04
FORD	GALAXY 2.0 TDCI 140CV	MOD.2006	0,5780	2.601,10
FORD	GALAXY 2.2 TDCI	200CV	0,6562	2.953,06
FORD	GALAXY 2.2 TDCI 175CV	MOD.2008	0,6401	2.880,42
FORD	KA 1.3 TDCI 75CV	EURO5	0,3578	1.610,08
FORD	KA 1.3 TDCI 75CV	MOD.2009	0,3538	1.592,24
FORD	KUGA 2.0 TDCI 115CV	2WD	0,5459	2.456,44
FORD	KUGA 2.0 TDCI 136CV	2WD	0,5676	2.554,18
FORD	KUGA 2.0 TDCI 136CV	4WD	0,5700	2.564,93
FORD	KUGA 2.0 TDCI 140CV	2WD	0,5635	2.535,53
FORD	KUGA 2.0 TDCI 163CV	4WD	0,5834	2.625,19
FORD	MONDEO 1.6 TDCI	115CV	0,4911	2.209,82
FORD	MONDEO 1.6 TDCI S&S	115CV	0,4635	2.085,71
FORD	MONDEO 2.0 TDCI	116CV	0,5295	2.382,79
FORD	MONDEO 2.0 TDCI	140CV	0,4970	2.236,41
FORD	MONDEO 2.0 TDCI	163CV	0,5423	2.440,38



MARCA	MODELLO	SERIE	COSTO CHILOMETRICO 15.000 KM	FRINGE BENEFIT ANNUALE
FORD	MONDEO 2.0 TDCI 140CV	BERLINA	0,5274	2.373,33
FORD	MONDEO 2.0 TDCI 140CV	BERLINA MOD.2007	0,5427	2.442,20
FORD	MONDEO 2.0 TDCI 140CV	S.W. MOD.2007	0,5470	2.461,36
FORD	MONDEO 2.0 TDCI NAV	163CV	0,5309	2.389,16
FORD	MONDEO 2.0 TDI SW	140CV	0,5317	2.392,47
FORD	MONDEO 2.2 TDCI	200CV	0,6104	2.746,77
FORD	MONDEO 2.2 TDCI 175CV	BERLINA MOD.2008	0,6040	2.718,04
FORD	MONDEO 2.2 TDCI 175CV	S.W. MOD.2008	0,6151	2.768,07
FORD	MONDEO WAGON 1.6 TDCI	115CV	0,4867	2.190,25
FORD	MONDEO WAGON 1.6 TDCI S&S	115CV SW	0,4669	2.100,98
FORD	MONDEO WAGON 2.0 TDCI	116CV	0,5340	2.403,02
FORD	MONDEO WAGON 2.0 TDCI	140CV	0,5127	2.307,27
FORD	MONDEO WAGON 2.0 TDCI	163CV	0,5467	2.460,11
FORD	MONDEO WAGON 2.0 TDCI NAV	163CV SW	0,5309	2.389,16
FORD	MONDEO WAGON 2.2 TDCI	200CV	0,6149	2.767,00
FORD	S-MAX 1.6 TDCI	115CV	0,5093	2.291,94
FORD	S-MAX 2.0 TDCI	116CV EURO5	0,5608	2.523,56
FORD	S-MAX 2.0 TDCI	140CV	0,5559	2.501,43
FORD	S-MAX 2.0 TDCI	163CV EURO5	0,5681	2.556,28
FORD	S-MAX 2.0 TDCI 140CV	5 PORTE	0,5740	2.583,05
FORD	S-MAX 2.2 TDCI	200CV EURO5	0,6368	2.865,47
FORD	S-MAX 2.2 TDCI 175CV	MOD.2008	0,6252	2.813,58
FORD	TOURNEO CONNECT 1.6 TDCI	115CV	0,4840	2.178,17
FORD	TOURNEO CONNECT 1.8 TDCI	110CV CORTO	0,4705	2.117,14
FORD	TOURNEO COURIER 1.6 TDCI	95CV	0,4010	1.804,38
HONDA	ACCORD 2.2 I-DTEC	150CV	0,5718	2.573,16
HONDA	ACCORD 2.2 I-DTEC	180CV	0,6330	2.848,29
HONDA	ACCORD 2.2 I-DTEC 150CV	MOD.2008	0,5829	2.623,20
HONDA	ACCORD 2.2 I-DTEC 150CV	SW MOD.2008	0,5950	2.677,37
HONDA	ACCORD TOURER 2.2 I-DTEC	150CV	0,5817	2.617,68
HONDA	ACCORD TOURER 2.2 I-DTEC	180CV	0,6444	2.900,02
HONDA	CIVIC 1.6 I-DTEC	120CV	0,4343	1.954,34
HONDA	CIVIC 2.2 CTDI 140CV	MOD.2006	0,5363	2.413,49
HONDA	CIVIC 2.2 I-DTEC	150CV	0,5441	2.448,24
HONDA	CR-V 1.6 I-DTEC 2WD	120CV	0,4842	2.178,78
HONDA	CR-V 2.2 I DTEC	150CV	0,6136	2.761,14
HONDA	CR-V 2.2 I-CTDI 140CV	MOD.2007	0,5935	2.670,83
HONDA	CR-V 2.2 I-DTEC 4WD	150CV	0,5962	2.683,00
HONDA	CR-V 2.2 I-DTEC AUT. 4WD	150CV	0,6618	2.978,01
HONDA	FR-V 2.2/16V CTDI	140CV	0,5701	2.565,41
HYUNDAI	ACCENT 1.5 CRDI 110CV	3 PORTE	0,4033	1.814,81
HYUNDAI	ACCENT 1.5 CRDI 110CV	4 PORTE	0,3844	1.729,61
HYUNDAI	GETZ 1.5/16V CRDI VGT	88CV	0,3787	1.704,37
HYUNDAI	I10 1.1/12V CRDI	75CV	0,3503	1.576,25
HYUNDAI	I20 1.1 CRDI	75CV	0,3597	1.618,77
HYUNDAI	I20 1.4 CRDI	75CV	0,3898	1.754,18
HYUNDAI	I20 1.4 CRDI	75CV EURO5	0,3871	1.742,10
HYUNDAI	I20 1.4 CRDI	90CV	0,3785	1.703,40
HYUNDAI	I20 1.6 CRDI	116 CV	0,4249	1.911,99
HYUNDAI	I30 1.4 CRDI	90CV	0,4049	1.821,90
HYUNDAI	I30 1.6 CRDI	110CV	0,4219	1.898,41
HYUNDAI	I30 1.6 CRDI	115CV	0,4586	2.063,91
HYUNDAI	I30 1.6 CRDI	136CV	0,4272	1.922,42
HYUNDAI	I30 1.6 CRDI	90CV	0,4317	1.942,54
HYUNDAI	I30 1.6 CRDI 128CV	EURO5	0,4469	2.011,01



MARCA	MODELLO	SERIE	COSTO CHILOMETRICO 15.000 KM	FRINGE BENEFIT ANNUALE
HYUNDAI	I30 1.6 CRDI 90CV	EURO5	0,4271	1.921,92
HYUNDAI	I30 CW 1.6 CRDI 115CV	STATION WAGON	0,4526	2.036,88
HYUNDAI	I30 CW 1.6 CRDI 128CV	SW EURO5	0,4607	2.073,29
HYUNDAI	I30 CW 1.6 CRDI 90CV	STATION WAGON	0,4289	1.929,86
HYUNDAI	I30 CW 1.6 CRDI 90CV	SW EURO5	0,4356	1.960,07
HYUNDAI	I30 WAGON 1.6 CRDI	110CV	0,4365	1.964,08
HYUNDAI	I40 1.7 CRDI	115CV	0,4833	2.175,06
HYUNDAI	I40 1.7 CRDI	136CV	0,5288	2.379,54
HYUNDAI	I40 1.7 CRDI 136CV	WAGON	0,5203	2.341,36
HYUNDAI	IX20 1.4 78CV	EURO5	0,3945	1.775,14
HYUNDAI	IX20 1.4 CRDI	90 CV	0,4139	1.862,71
HYUNDAI	IX20 1.6 CRDI	115CV	0,4510	2.029,44
HYUNDAI	IX35 1.7 CRDI 116CV	2WD	0,4973	2.237,99
HYUNDAI	IX35 2.0 CRDI 136CV	2WD	0,5409	2.433,94
HYUNDAI	IX35 2.0 CRDI 136CV	4WD	0,5454	2.454,49
HYUNDAI	IX35 2.0 CRDI 184CV	4WD	0,5932	2.669,44
HYUNDAI	MATRIX 1.5 CRDI	110CV	0,4298	1.934,25
HYUNDAI	SANTA FE 2.0 CRDI	112CV MOD. 2005	0,5752	2.588,28
HYUNDAI	SANTA FE 2.0 CRDI	VGT 125CV MOD.2005	0,6076	2.734,04
HYUNDAI	SANTA FE 2.0 CRDI 150CV	2WD	0,5991	2.695,93
HYUNDAI	SANTA FE 2.0 CRDI 150CV	2WD EURO5	0,5996	2.698,15
HYUNDAI	SANTA FE 2.0 CRDI 150CV	4WD	0,6242	2.808,81
HYUNDAI	SANTA FE 2.0 CRDI 150CV	4WD EURO5	0,6078	2.734,97
HYUNDAI	SANTA FE 2.2 CRDI 197CV	4WD	0,6751	3.037,75
HYUNDAI	SANTA FE 2.2 CRDI 197CV	4WD EURO5	0,6609	2.974,09
HYUNDAI	SANTAFE 2.2 CRDI	150CV	0,6401	2.880,56
HYUNDAI	SANTAFE 2.2 CRDI	198CV	0,7409	3.334,14
HYUNDAI	SONICA 2.0 CRDI 140CV	BERLINA	0,5686	2.558,78
HYUNDAI	TERRACAN 2.9 CRDI	163CV	0,6460	2.907,01
HYUNDAI	TUCSON 2.0 CRDI	112CV	0,5612	2.525,37
HYUNDAI	TUCSON 2.0/16V 140CV	CRDI	0,5762	2.593,11
INFINITI	EX 30D V6	238CV	0,8247	3.710,93
INFINITI	EX30D 3.0	238CV	0,8209	3.694,11
INFINITI	FX 30D V6	238CV	0,9189	4.135,13
INFINITI	FX30 D 3.0	238CV	0,9153	4.118,94
INFINITI	Q50 2.2 D	170CV	0,6308	2.838,74
INFINITI	Q70 3.0 D	238CV	0,8373	3.767,72
ISUZU	TROOPER 3.0/16V TDI	L 5 PORTE	0,7230	3.253,32
ISUZU	TROOPER 3.0/16V TDI	S 3 PORTE	0,7164	3.223,89
IVECO	CAMPAGNOLA 3.0 SW	177CV	0,7586	3.413,61
JAGUAR	XF 2.2 D	163CV	0,6402	2.880,68
JAGUAR	XF 2.2 D	190CV	0,7016	3.157,11
JAGUAR	XF 2.2 D	200CV	0,7005	3.152,38
JAGUAR	XF 3.0 D V6 240CV	LUXURY	0,7862	3.537,83
JAGUAR	XF 3.0 DS V6 275CV	LUXURY	0,8164	3.674,00
JAGUAR	XF SPORTBRAKE 2.2D	163CV	0,6556	2.950,22
JAGUAR	XF SPORTBRAKE 2.2D	200CV	0,7080	3.185,99
JAGUAR	XF SPORTBRAKE 3.0D	240CV	0,7879	3.545,75
JAGUAR	XF SPORTBRAKE 3.0DS	275CV	0,8182	3.681,79
JAGUAR	XJ 2.7 D V6 207CV	BERLINA	0,9251	4.163,05
JAGUAR	XJ 3.0D V6	275CV	0,9364	4.214,00
JAGUAR	XJ 3.0D V6	340CV AWD	1,1320	5.093,86
JAGUAR	XJ 3.0D V6 TURBO	300CV	0,9479	4.265,49
JAGUAR	XJ 3.0D V6 TURBO LWB	300CV	1,0452	4.703,22
JAGUAR	X-TYPE 2.0 D 131CV	S.W. MOD.2006	0,5936	2.671,11



MARCA	MODELLO	SERIE	COSTO CHILOMETRICO 15.000 KM	FRINGE BENEFIT ANNUALE
JAGUAR	X-TYPE 2.0 DV 131CV	BERLINA MOD.2006	0,5814	2.616,22
JAGUAR	X-TYPE 2.2 D 145CV	BERLINA	0,6223	2.800,15
JAGUAR	X-TYPE 2.2 D 145CV	S.W.	0,6472	2.912,46
JAGUAR	X-TYPE 2.2 D 155CV	BERLINA	0,6241	2.808,28
JAGUAR	X-TYPE 2.2 D 155CV	S.W.	0,6371	2.866,98
JEEP	CHEROKEE 2.0 MTJ II	170CV 4WD	0,6654	2.994,27
JEEP	CHEROKEE 2.8 CRD	177CV	0,6916	3.112,24
JEEP	CHEROKEE 2.8 CRD	200CV	0,7066	3.179,84
JEEP	COMMANDER 3.0 V6 CRD	218CV	0,8163	3.673,31
JEEP	COMPASS 2.0 CRD	140CV	0,5974	2.688,23
JEEP	COMPASS 2.2 CRD 2WD	136CV	0,5808	2.613,42
JEEP	COMPASS 2.2 CRD 4WD	163CV	0,6259	2.816,51
JEEP	GRAN CHEROKEE 3.0 CRD	190CV	0,7869	3.541,09
JEEP	GRAN CHEROKEE 3.0 CRD	241CV	0,8384	3.772,91
JEEP	GRAN CHEROKEE 3.0 V6 CRD	218CV MOD.2009	0,8064	3.628,61
JEEP	PATRIOT 2.0 CRD	140CV	0,5731	2.578,78
JEEP	PATRIOT 2.2 CRD 163CV	EURO5	0,6077	2.734,80
JEEP	WRANGLER 2.8 CRD 177CV	2 PORTE	0,6802	3.060,77
JEEP	WRANGLER 2.8 CRD DPF SPORT	200 CV	0,6768	3.045,56
JEEP	WRANGLER UNLIMITED 2.8 CRD	177CV 5 PORTE	0,7096	3.193,21
KIA	CARENS 1.7 CRDI	115CV	0,4847	2.180,95
KIA	CARENS 1.7 CRDI	136CV	0,4975	2.238,95
KIA	CARENS 2.0/16V CRDI	140CV MOD.2007	0,5314	2.391,19
KIA	CARNIVAL 2.9/16V CRDI	185CV MOD.2006	0,6366	2.864,91
KIA	CEE D 1.4 CRDI	90CV	0,4215	1.896,84
KIA	CEE D 1.4 CRDI 90CV	SW	0,4310	1.939,34
KIA	CEE D 1.6 CRDI	110CV	0,4450	2.002,36
KIA	CEE D 1.6 CRDI	115CV	0,4468	2.010,74
KIA	CEE D 1.6 CRDI	128CV	0,4636	2.086,28
KIA	CEE D 1.6 CRDI	90CV	0,4316	1.942,05
KIA	CEE D 1.6 CRDI 110CV	SW	0,4517	2.032,84
KIA	CEE D 1.6 CRDI 115CV	S.W.	0,4644	2.089,99
KIA	CEE D 1.6 CRDI 128CV	SW	0,4735	2.130,67
KIA	CEE D 1.6 CRDI 90CV	S.W.	0,4455	2.004,95
KIA	CEE D 2.0 CRDI 140CV	S.W.	0,5366	2.414,48
KIA	RIO 1.1 CRDI WGT	75CV	0,3743	1.684,28
KIA	RIO 1.4 CRDI WGT	90CV	0,4030	1.813,68
KIA	RIO 1.5/16V CRDI	110CV	0,3840	1.727,98
KIA	SORENTO 2.0 CRDI 150CV	2WD	0,6249	2.811,83
KIA	SORENTO 2.0 CRDI 150CV	4WD	0,6364	2.864,01
KIA	SORENTO 2.0 CRDI AWD	150CV	0,6544	2.944,84
KIA	SORENTO 2.2 CRDI 197CV	4WD	0,7277	3.274,51
KIA	SORENTO 2.2 CRDI 2WD 197CV	EURO5	0,6431	2.893,87
KIA	SORENTO 2.2 CRDI 4WD 197CV	EURO5	0,6568	2.955,50
KIA	SORENTO 2.2 CRDI AWD	197CV	0,7203	3.241,20
KIA	SORENTO 2.5/16V CRDI	4WD 170CV	0,6592	2.966,27
KIA	SOUL 1.6 CRDI VGT	128CV	0,4704	2.116,82
KIA	SPORTAGE 1.7 CRDI VGT	2WD 116CV	0,4945	2.225,23
KIA	SPORTAGE 2.0 CRDI 136CV	4WD	0,5632	2.534,38
KIA	SPORTAGE 2.0/16V CRDI VGT	150CV	0,5773	2.597,98
KIA	SPORTAGE 2.0/16V CRDI VGT 4WD	150CV	0,5930	2.668,56
KIA	SPORTAGE R 2.0 CRDI 184CV	4WD	0,6518	2.933,13
KIA	VENGA 1.4 CRDI	77CV	0,4072	1.832,61
KIA	VENGA 1.4 CRDI	90CV	0,4133	1.860,00
KIA	VENGA 1.6 CRDI	115CV	0,4569	2.055,92



MARCA	MODELLO	SERIE	COSTO CHILOMETRICO 15.000 KM	FRINGE BENEFIT ANNUALE
LANCIA	DELTA 1.6 MJT 120CV	MOD.2008	0,4975	2.238,62
LANCIA	DELTA 1.6 MTJ	105CV	0,4698	2.114,15
LANCIA	DELTA 1.9 MJT T-TURBO 190CV	MOD.2008	0,5758	2.590,97
LANCIA	DELTA 2.0 MJT 165CV	MOD.2008	0,5515	2.481,62
LANCIA	MUSA 1.3 MTJ 70CV	MOD.2008	0,4259	1.916,61
LANCIA	MUSA 1.3 MTJ 90CV	MOD.2008	0,4359	1.961,77
LANCIA	MUSA 1.3 MTJ 95CV	EURO5	0,4367	1.965,31
LANCIA	MUSA 1.3 MTJ SES 95CV	EURO5	0,4303	1.936,45
LANCIA	MUSA 1.6 MJT 120CV	EURO 5	0,4686	2.108,82
LANCIA	MUSA 1.9 MTJ 100CV	MOD.2008	0,4733	2.130,03
LANCIA	PHEDRA 2.0 MJT 120CV	5 PORTE	0,6101	2.745,48
LANCIA	PHEDRA 2.0 MJT 136CV	5 PORTE	0,6234	2.805,13
LANCIA	PHEDRA 2.2 MJT	170CV	0,6792	3.056,42
LANCIA	THEMA 3.0 V6 MJET	190CV	0,7478	3.364,90
LANCIA	THEMA 3.0 V6 MJET	239CV	0,7745	3.485,05
LANCIA	VOYAGER 2.8	163CV	0,7394	3.327,09
LANCIA	VOYAGER 2.8	178CV	0,7487	3.369,13
LANCIA	YPSILON 1.3 MJT 16V	95CV	0,3829	1.722,92
LANCIA	YPSILON 1.3/16V MJT	105CV	0,4122	1.855,11
LANCIA	YPSILON 1.3/16V MJT 75CV	MOD.2008	0,3815	1.716,75
LANCIA	YPSILON 1.3/16V MJT 90CV	MOD.2008	0,3945	1.775,45
LAND ROVER	DEFENDER 110 2.5 TD5 S	122CV S.W.	0,6805	3.062,37
LAND ROVER	DEFENDER 110 2.5/122	CV TD5 HARD-TOP S 3P	0,6726	3.026,60
LAND ROVER	DEFENDER 90 2.4 TD4	122CV	0,6557	2.950,83
LAND ROVER	DEFENDER 90 2.5 TD5	SOFT-TOP E 3P.MOD.03	0,6380	2.871,20
LAND ROVER	DISCOVERY SPORT 2.2 TD4	150CV	0,6554	2.949,47
LAND ROVER	DISCOVERY SPORT 2.2 TD4	190CV	0,6811	3.064,90
LAND ROVER	DISCOVERY4	245CV	0,8456	3.805,05
LAND ROVER	DISCOVERY4	3.0 TDV6 211CV	0,8303	3.736,24
LAND ROVER	DISCOVERY4 2.7 TDV6	190CV	0,7672	3.452,60
LAND ROVER	DISCOVERY4 3.0 SDV6	256CV	0,8691	3.911,16
LAND ROVER	FREELANDER2 2.2 SD4	190CV	0,6502	2.925,91
LAND ROVER	FREELANDER2 2.2 TD4	150CV	0,5998	2.699,25
LAND ROVER	FREELANDER2 2.2/16V TD4	S.W.	0,6300	2.835,09
LAND ROVER	RANGE ROVER 3.0	249CV	1,0450	4.702,63
LAND ROVER	RANGE ROVER 3.6 TD V8	272CV	1,0696	4.813,40
LAND ROVER	RANGE ROVER 4.4	339CV	1,2001	5.400,54
LAND ROVER	RANGE ROVER 4.4 TDV8 DPF	313CV EURO5	1,0870	4.891,61
LAND ROVER	RANGE ROVER EVOQUE 2.0 TD4	150CV 5 PORTE	0,6083	2.737,36
LAND ROVER	RANGE ROVER EVOQUE 2.2 SD4	190CV	0,6914	3.111,31
LAND ROVER	RANGE ROVER EVOQUE 2.2 TD4	3PORTE 150CV	0,6673	3.002,70
LAND ROVER	RANGE ROVER EVOQUE 2.2 TD4	5PORTE 150CV	0,6616	2.977,11
LAND ROVER	RANGE ROVER SPORT 3.0	292CV	0,9172	4.127,22
LAND ROVER	RANGE ROVER SPORT 3.0 TDV6	245CV	0,9093	4.091,80
LAND ROVER	RANGE ROVER SPORT 3.0 TDV6	256CV	0,9324	4.195,75
LAND ROVER	RANGE ROVER SPORT 3.6	TDV8 272CV	1,0016	4.507,26
LEXUS	IS 200D 2.2	150CV	0,6049	2.721,84
LEXUS	IS 200D 2.2	177CV	0,6402	2.880,84
LEXUS	IS 220D 2.2/16V TDI 177CV	BERLINA	0,6216	2.797,32
MASERATI	Ghibli 3.0 D	250CV	0,8603	3.871,23
MASERATI	Ghibli 3.0 D 250CV	EURO5	0,8822	3.970,11
MASERATI	QUATTROPORTE 3.0 D	250CV	0,9895	4.452,68
MAZDA	2 1.4 TD 68CV	MOD.2008	0,3770	1.696,49
MAZDA	2 1.6 TD 95CV	EURO5	0,4218	1.898,26
MAZDA	3 1.6 MZ-CD 115CV	4 PORTE	0,4587	2.064,12



MARCA	MODELLO	SERIE	COSTO CHILOMETRICO 15.000 KM	FRINGE BENEFIT ANNUALE
MAZDA	3 1.6 MZ-CD 115CV	5 PORTE	0,4534	2.040,51
MAZDA	3 1.6/16V 109CV	MOD. 2009	0,4639	2.087,50
MAZDA	3 1.6/16V TD 116CV	EURO 5	0,4539	2.042,34
MAZDA	3 2.2 MZ-CD 115CV	5 PORTE	0,5746	2.585,52
MAZDA	3 2.2 MZ-CD 185CV SPORT	5 PORTE	0,5936	2.671,11
MAZDA	3 2.2 SKYACTIVE-D	150CV	0,5357	2.410,64
MAZDA	3 2.2/16V 150CV EURO 5	MOD. 2009	0,5527	2.487,19
MAZDA	3 2.2/16V 185CV EURO 5	MOD. 2009	0,5796	2.608,00
MAZDA	5 1.6	115CV	0,4984	2.242,94
MAZDA	5 2.0/16V CD 110CV	5 PORTE	0,5266	2.369,65
MAZDA	5 2.0/16V CD 143CV	5 PORTE	0,5483	2.467,32
MAZDA	6 2.0 CD 140CV	BERLINA MOD.2008	0,5212	2.345,29
MAZDA	6 2.0 CD 140CV	S.W. MOD.2008	0,5277	2.374,66
MAZDA	6 2.2 CD 163CV	BERLINA	0,5726	2.576,82
MAZDA	6 2.2 CD 129CV	BERLINA EURO5	0,5545	2.495,08
MAZDA	6 2.2 CD 129CV WAGON	SW EURO5	0,5605	2.522,06
MAZDA	6 2.2 CD 163CV	BERLINA EURO5	0,5837	2.626,48
MAZDA	6 2.2 CD 163CV	S.W.	0,5791	2.606,16
MAZDA	6 2.2 CD 163CV WAGON	SW EURO5	0,5897	2.653,46
MAZDA	6 2.2 CD 180CV WAGON	SW EURO5	0,6145	2.765,45
MAZDA	6 2.2 CD 185CV	BERLINA	0,6039	2.717,43
MAZDA	6 2.2 CD 185CV	S.W.	0,6026	2.711,54
MAZDA	6 2.2L	150CV	0,5656	2.545,12
MAZDA	6 2.2L	175CV	0,6317	2.842,43
MAZDA	6 2.2L 175CV	WAGON	0,6325	2.846,25
MAZDA	CX 5 2.2L AT SKYACTIV-D 2WD	150CV	0,6139	2.762,42
MAZDA	CX 5 2.2L AT SKYACTIV-D 4WD	150CV	0,6156	2.770,04
MAZDA	CX 7 2.2 MZ-CD	173CV	0,6590	2.965,28
MERCEDES	A 160 2.0/16V CDI	82CV	0,5133	2.309,76
MERCEDES	A 160 2.0/16V CDI BLUE EFFICIENCY	82CV	0,4906	2.207,55
MERCEDES	A 160 CDI 1.5	90CV	0,4408	1.983,40
MERCEDES	A 180 2.0/16V CDI	109CV	0,5182	2.332,11
MERCEDES	A 180 CDI BLUEEFFICIENTY	109CV EURO5	0,4481	2.016,57
MERCEDES	A 200 2.0/16V CDI	140CV	0,5453	2.453,91
MERCEDES	A 200 CDI BLUEEFFICIENTY	136CV EURO5	0,5270	2.371,32
MERCEDES	A 220 CDI BLUEEFFICIENTY	170CV EURO6	0,5966	2.684,70
MERCEDES	B 180 CD 109CV	EURO 4	0,5102	2.296,00
MERCEDES	B 200 CDI BLUEEFFICIENTY 1.8	136CV	0,5410	2.434,69
MERCEDES	B 220 CDI AUT 2.2	170CV	0,6126	2.756,63
MERCEDES	B180 CDI 2.0 109CV	EURO5	0,5454	2.454,36
MERCEDES	B180 CDI BLUEEFFICIENTY 1.8	109CV	0,5263	2.368,21
MERCEDES	B200 CDI 2.0 140CV	EURO5	0,5622	2.529,75
MERCEDES	C 180 CDI 2.2	120CV	0,5945	2.675,10
MERCEDES	C 180 CDI 2.2	120CV SW	0,6046	2.720,76
MERCEDES	C 200 CDI 2.2	136CV	0,6281	2.826,26
MERCEDES	C 200 CDI 2.2	136CV SW	0,6430	2.893,62
MERCEDES	C 200 CDI 2.2 BLUE EFFICIENCY	136CV EURO 5	0,6235	2.805,97
MERCEDES	C 200 CDI BLUEEFFICIENTY 2.1	136CV EURO5	0,6142	2.763,79
MERCEDES	C 200 CDI BLUEEFFICIENTY 2.1	136CV EURO5 SW	0,6240	2.807,88
MERCEDES	C 220 CDI 2.2 170CV	COUPÉ	0,6316	2.842,41
MERCEDES	C 220 CDI 2.2 BLUE EFFICIENCY	170CV EURO 5	0,6179	2.780,72
MERCEDES	C 220 CDI 2.2 BLUE EFFICIENCY	170CV EURO 5 SW	0,6253	2.813,88
MERCEDES	C 220 CDI BLUEEFFICIENTY 2.1	170CV EURO5	0,6263	2.818,39
MERCEDES	C 220 CDI BLUEEFFICIENTY 2.1	170CV EURO5 SW	0,6412	2.885,39
MERCEDES	C 250 CDI 2.2 BLUE EFFICIENCY	204CV EURO 5	0,6618	2.978,01



MARCA	MODELLO	SERIE	COSTO CHILOMETRICO 15.000 KM	FRINGE BENEFIT ANNUALE
MERCEDES	C 250 CDI 2.2 BLUE EFFICIENCY	204CV EURO 5 SW	0,6696	3.013,26
MERCEDES	C 250 CDI 2.5 204CV	COUPÉ	0,6611	2.974,97
MERCEDES	C 250 CDI BLUEEFFICIENCY 2.1	204CV EURO5	0,6534	2.940,46
MERCEDES	C 250 CDI BLUEEFFICIENCY 2.1	204CV EURO5 SW	0,6649	2.992,20
MERCEDES	C 250 CDI BLUEEFFICIENCY 2.1 4MATIC	204CV EURO5	0,7122	3.204,82
MERCEDES	C 300 CDI BLUEEFFICIENCY 3.0	231CV EURO5 SW	0,7943	3.574,46
MERCEDES	C 300 CDI BLUEEFFICIENCY 3.0	4MATIC 231CV EURO5	0,7837	3.526,54
MERCEDES	C 350 CDI 3.0	265CV	0,7733	3.479,91
MERCEDES	C 350 CDI 3.0	265CV SW	0,7848	3.531,65
MERCEDES	C 350 CDI 3.0 4MATIC	224CV	0,7658	3.445,92
MERCEDES	C 350 CDI 3.0 4MATIC	224CV SW	0,7764	3.493,96
MERCEDES	C 350 CDI 3.0 V6	224CV	0,7274	3.273,49
MERCEDES	C 350 CDI 3.0 V6	224CV SW	0,7458	3.355,92
MERCEDES	CLA 200 CDI 1.8	136CV	0,5589	2.514,90
MERCEDES	CLA 220 CDI AUT 2.2	170CV	0,6160	2.772,19
MERCEDES	CLC 200 CDI 122CV	SPORTCOUPÉ	0,6255	2.814,57
MERCEDES	CLC 220 CDI 150CV	SPORTCOUPÉ	0,6429	2.893,23
MERCEDES	CLK 220 CDI	150CV COUPÉ	0,7007	3.153,28
MERCEDES	CLK 320 CDI V6	224CV CABRIO	0,7942	3.573,68
MERCEDES	CLK 320 CDI V6	224CV COUPÉ	0,7549	3.396,99
MERCEDES	CLS 250 CDI 2.0 BLUEEFFICIENCY	204CV	0,7939	3.572,52
MERCEDES	CLS 350 3.0 V6	224CV	0,8800	3.960,19
MERCEDES	CLS 350 CDI 3.0 BLUEEFFICIENCY	265CV	0,8928	4.017,48
MERCEDES	E 200 BLUETEC 2.1 231CV	SW	0,6200	2.789,79
MERCEDES	E 200 CDI 2.1 136CV BLUEEFFICIENCY	BERLINA	0,6486	2.918,52
MERCEDES	E 200 CDI 2.1 136CV BLUEEFFICIENCY	SW	0,6672	3.002,31
MERCEDES	E 200 CDI BLUE EFFICIENCY	136CV BERLINA EURO5	0,6665	2.999,12
MERCEDES	E 200 CDI BLUETEC 2.1	136CV	0,6252	2.813,43
MERCEDES	E 220 BLUETEC 2.1 170CV	4MATIC SW	0,6861	3.087,51
MERCEDES	E 220 BLUETEC 2.1 170CV	SW	0,6506	2.927,54
MERCEDES	E 220 CDI 2.1 170CV BLUEEFFICIENCY	BERLINA	0,6803	3.061,56
MERCEDES	E 220 CDI 2.1 170CV BLUEEFFICIENCY	SW	0,6979	3.140,67
MERCEDES	E 220 CDI 2.2 170CV	CABRIO	0,6865	3.089,47
MERCEDES	E 220 CDI 2.2 170CV	COUPÉ	0,6560	2.951,85
MERCEDES	E 220 CDI BLUE EFFICIENCY	170CV BERLINA EURO 5	0,7071	3.182,06
MERCEDES	E 220 CDI BLUE EFFICIENCY	170CV S.W. EURO5	0,7158	3.221,24
MERCEDES	E 220 CDI BLUETEC 2.1	170CV	0,6586	2.963,72
MERCEDES	E 220 CDI BLUETEC 2.1	4MATIC170CV	0,6995	3.147,89
MERCEDES	E 250 BLUETEC 2.1 204CV	4MATIC SW	0,6999	3.149,67
MERCEDES	E 250 BLUETEC 2.1 204CV	SW	0,6803	3.061,37
MERCEDES	E 250 CDI 2.1 204CV BLUEEFFICIENCY	BERLINA	0,7176	3.229,16
MERCEDES	E 250 CDI 2.1 204CV BLUEEFFICIENCY	SW	0,7360	3.312,04
MERCEDES	E 250 CDI 2.1 204CV BLUEEFFICIENCY 4MATIC	BERLINA	0,7575	3.408,77
MERCEDES	E 250 CDI 2.1 204CV BLUEEFFICIENCY 4MATIC	SW	0,7507	3.378,23
MERCEDES	E 250 CDI 2.2 204CV	CABRIO	0,7118	3.203,32
MERCEDES	E 250 CDI 2.2 204CV	COUPÉ	0,6699	3.014,54
MERCEDES	E 250 CDI BLUE EFFICIENCY	204CV BERLINA EURO 5	0,7453	3.353,92
MERCEDES	E 250 CDI BLUE EFFICIENCY	204CV COUPÉ EURO 5	0,7227	3.252,19
MERCEDES	E 250 CDI BLUE EFFICIENCY	204CV S.W. EURO 5	0,7609	3.424,15
MERCEDES	E 250 CDI BLUETEC AUT 2.1	204CV	0,6920	3.114,04
MERCEDES	E 250 CDI BLUETEC AUT 4MATIC 2.1	204CV	0,7279	3.275,64
MERCEDES	E 300 CDI 3.0 231CV BLUEEFFICIENCY	BERLINA	0,8096	3.643,33
MERCEDES	E 300 CDI 3.0 231CV BLUEEFFICIENCY	SW	0,8341	3.753,66
MERCEDES	E 350 BLUETEC 3.0 252CV 4MATIC	SW	0,8305	3.737,19
MERCEDES	E 350 3.0 211CV BLUETEC	BERLINA	0,8355	3.759,53



MARCA	MODELLO	SERIE	COSTO CHILOMETRICO 15.000 KM	FRINGE BENEFIT ANNUALE
MERCEDES	E 350 3.0 211CV BLUETEC	SW	0,8581	3.861,51
MERCEDES	E 350 BLUETEC 3.0 252CV	BERLINA	0,8080	3.635,86
MERCEDES	E 350 BLUETEC 3.0 252CV	CABRIO	0,8173	3.677,86
MERCEDES	E 350 BLUETEC 3.0 252CV	COUPÉ	0,7812	3.515,40
MERCEDES	E 350 BLUETEC 3.0 252CV	SW	0,8242	3.708,91
MERCEDES	E 350 BLUETEC 3.0 252CV 4MATIC	BERLINA	0,8245	3.710,47
MERCEDES	E 350 CDI BLUE EFFICIENCY	231CV COUPÉ EURO 5	0,7938	3.572,14
MERCEDES	E 350 CDI 3.0 265CV BLUEEFFICIENCY	BERLINA	0,8131	3.659,10
MERCEDES	E 350 CDI 3.0 265CV BLUEEFFICIENCY	SW	0,8549	3.847,16
MERCEDES	E 350 CDI 3.0 265CV BLUEEFFICIENCY 4MATIC	BERLINA	0,8384	3.772,99
MERCEDES	E 350 CDI 3.0 265CV BLUEEFFICIENCY 4MATIC	SW	0,8510	3.829,38
MERCEDES	E 350 CDI BLUE EFFICIENCY	231CV BERLINA EURO 5	0,8016	3.607,05
MERCEDES	E 350 CDI BLUE EFFICIENCY	231CV S.W. EURO 5	0,8175	3.678,91
MERCEDES	E 350 CDI BLUE EFFICIENCY 4MATIC	231CV BERLINA EURO5	0,8392	3.776,37
MERCEDES	E 350 CDI BLUETEC AUT 3.0	258CV	0,7905	3.557,36
MERCEDES	E 350 CDI BLUETEC AUT 4MATIC 3.0	258CV	0,8208	3.693,77
MERCEDES	E 350 V6 BLUE TEC	211CV BERLINA EURO5	0,8152	3.668,49
MERCEDES	G 320 CDI 224CV	3 PORTE	0,9619	4.328,46
MERCEDES	G 320 CDI 224CV	5 PORTE	0,9905	4.457,16
MERCEDES	G 320 CDI 224CV	CABRIO	0,9966	4.484,73
MERCEDES	G 350 BLUETEC 3.0 V6 SW	211CV	1,0408	4.683,66
MERCEDES	GL 320 CDI V6 224CV	5 PORTE	0,9618	4.328,23
MERCEDES	GL 350 3.0 BLUETEC 211CV	4MATIC EURO6	1,0283	4.627,25
MERCEDES	GL 350 3.0 CDI BLUEEFFICIENCY 265CV	4MATIC EURO5	1,0198	4.588,98
MERCEDES	GL 420 CDI V8 306CV	5 PORTE	1,1530	5.188,55
MERCEDES	GLA 220 CDI 2.1 AUT 170CV	MY2014	0,6082	2.736,71
MERCEDES	GLA 220 CDI 2.1 AUT 4MAT 170CV	MY2014	0,6291	2.831,15
MERCEDES	GLK 200 CDI BLUEEFFICIENCY 143CV	2WD EURO5	0,6486	2.918,66
MERCEDES	GLK 220 CDI 2WD 170CV	EURO5	0,6666	2.999,90
MERCEDES	GLK 220 CDI 4MATIC	170CV	0,6930	3.118,37
MERCEDES	GLK 220 CDI 4MATIC 170CV	EURO5	0,7093	3.191,71
MERCEDES	GLK 250 CDI 4MATIC 204CV	EURO5	0,7240	3.257,94
MERCEDES	GLK 250 CDI 4MATIC 231CV	EURO5	0,8034	3.615,30
MERCEDES	GLK 320 CDI 4MATIC	224CV	0,7845	3.530,27
MERCEDES	ML 300 CDI BLUE EFFICIENCY	190CV	0,8469	3.811,24
MERCEDES	ML 350 BLUETEC 211CV	EURO 5	0,8622	3.879,76
MERCEDES	ML 350 CDI V6	224CV	0,8715	3.921,60
MERCEDES	ML 450 CDI V8	306CV	1,0247	4.610,93
MERCEDES	R 280 V6 190CV	MOD.2007	0,8131	3.658,90
MERCEDES	R 300 CDI	190CV	0,8056	3.625,05
MERCEDES	R 300 CDI 4MATIC	190CV	0,8400	3.779,79
MERCEDES	R 320 V6 224CV	MOD.2007	0,8660	3.897,21
MERCEDES	R 350 CDI 4MATIC	224CV	0,8713	3.920,67
MERCEDES	R300 CDI 2WD BLUEEFFICIENCY 190CV	MY2010	0,8538	3.842,12
MERCEDES	R350 BLUETEC 4MATIC LUNGA 211CV	MY2010 EURO6	0,9364	4.213,69
MERCEDES	R350 CDI 4MATIC 265CV	MY2010	0,9187	4.134,23
MERCEDES	R350 CDI 4MATIC LUNGA 265CV	MY2010	0,9385	4.223,15
MERCEDES	S 250 CDI BITURBO	204CV	0,9631	4.334,02
MERCEDES	S 350 BLUETEC 3.0 V6 258CV	EURO 6	1,0276	4.624,00
MERCEDES	S 350 BLUETEC 4MATIC 3.0 V6 258CV	EURO 6	1,0767	4.845,09
MERCEDES	S 350 CDI V6	235CV	0,9864	4.438,71
MERCEDES	S 350 CDI V6 4MATIC	235CV	1,0141	4.563,48
MERCEDES	S 450 CDI V8	320CV	1,1479	5.165,53
MERCEDES	SLK 250 CDI 2.2 BLUEEFFICIENCY	204CV	0,6985	3.143,14
MERCEDES	VANEO 1.7 CDI 91CV	FAMILY	0,5175	2.328,62




MARCA	MODELLO	SERIE	COSTO CHILOMETRICO 15.000 KM	FRINGE BENEFIT ANNUALE
MERCEDES	VIANO 2.0 CDI 109CV	4 PORTE	0,6842	3.078,98
MERCEDES	VIANO 2.2 CDI 150CV	4 PORTE	0,6893	3.102,06
MERCEDES	VIANO 2.2 CDI 163CV	PASSO LUNGO	0,7206	3.242,79
MERCEDES	VIANO 3.0 V6 CDI	204CV	0,7415	3.336,56
MERCEDES	VITO 115 CDI	4X4	0,7078	3.185,12
MINI	MINI COOPER 1.6 D	112 CV	0,4430	1.993,62
MINI	MINI COOPER SD ROADSTAR 2.0 143CV	SPIDER	0,5523	2.485,55
MINI	NUOVA MINI COOPER 1.6 PACEMAN	111 CV	0,4718	2.123,21
MINI	NUOVA MINI COOPER CABRIO	1.6 D 112 CV	0,4653	2.093,65
MINI	NUOVA MINI COOPER D 1.6	110CV MOD.2008	0,4471	2.011,82
MINI	NUOVA MINI COOPER D 1.6	CLUBMAN 112 CV	0,4494	2.022,36
MINI	NUOVA MINI COOPER D 1.6 110CV	CLUBMAN	0,4613	2.075,88
MINI	NUOVA MINI COOPER D 1.6 COUNTRYMAN	111CV	0,4496	2.023,01
MINI	NUOVA MINI COOPER D 1.6 COUNTRYMAN	111CV ALL4	0,4734	2.130,21
MINI	NUOVA MINI COOPER D 2.0 COUNTRYMAN	111CV ALL4 AUT	0,5332	2.399,62
MINI	NUOVA MINI COOPER D 2.0 COUNTRYMAN	111CV AUT	0,5188	2.334,77
MINI	NUOVA MINI COOPER D 2.0 PACEMAN	111 CV AUT.	0,5369	2.416,14
MINI	NUOVA MINI COOPER SD 2.0 COUNTRYMAN	143CV	0,5156	2.320,09
MINI	NUOVA MINI COOPER SD 2.0 COUNTRYMAN	143CV ALL4	0,5258	2.366,09
MINI	NUOVA MINI COOPER SD 2.0 PACEMAN	143 CV	0,5351	2.407,85
MINI	NUOVA MINI ONE CLUBMAN	1.6 D 90 CV	0,4309	1.938,92
MINI	NUOVA MINI ONE D 1.6	90CV	0,4267	1.920,19
MINI	NUOVA MINI ONE D 1.6 COUNTRYMAN	90CV	0,4440	1.997,78
MITSUBISHI	ASX 1.8 DI-D 150CV	EURO5	0,5260	2.367,05
MITSUBISHI	ASX 1.8 DI-D 150CV 4WD	EURO5	0,5474	2.463,34
MITSUBISHI	COLT 1.5 DI-D	95CV	0,3936	1.771,21
MITSUBISHI	GRANDIS 2.0 DI-D	136CV	0,5709	2.568,87
MITSUBISHI	LANCER 2.0 DI-D 4P 140CV	MOD. 2009	0,5416	2.437,12
MITSUBISHI	LANCER 2.0 DI-D SPORTBACK 140CV	MOD. 2009	0,5351	2.408,11
MITSUBISHI	OUTLANDER 2.0/16V DI-D	140CV	0,5718	2.573,15
MITSUBISHI	OUTLANDER 2.2 2WD	DI-D 150 CV	0,5655	2.544,94
MITSUBISHI	OUTLANDER 2.2 DI-D	156CV	0,6452	2.903,43
MITSUBISHI	PAJERO 3.2 DI-D 3PORTE	200CV	0,7410	3.334,56
MITSUBISHI	PAJERO 3.2 DI-D 5PORTE	200CV	0,7774	3.498,43
MITSUBISHI	PAJERO 3.2/16V DI-D	160CV 3P. MOD.2007	0,7181	3.231,30
MITSUBISHI	PAJERO 3.2/16V DI-D	160CV 5P. MOD.2007	0,7357	3.310,86
MITSUBISHI	PAJERO 3.2/16V DI-D	170CV 3P. MOD.2007	0,8188	3.684,55
MITSUBISHI	PAJERO 3.2/16V DI-D	170CV 5P. MOD.2007	0,8553	3.848,81
NISSAN	CUBE 1.5 DCI 110CV	EURO5	0,4528	2.037,61
NISSAN	JUKE 1.5 DCI DPF	110CV	0,4395	1.977,66
NISSAN	JUKE 1.5 DCI S&S	110CV	0,4169	1.875,87
NISSAN	MICRA 1.5 DCI	86CV	0,3878	1.745,05
NISSAN	MURANO 2.5 DCI	190CV	0,7604	3.421,99
NISSAN	NOTE 1.5 DCI	90CV MOD.2013	0,3710	1.669,68
NISSAN	NOTE 1.5 DCI 103CV	5 PORTE	0,4351	1.958,00
NISSAN	NOTE 1.5 DCI 86CV	MY2009	0,3996	1.798,35
NISSAN	PATHFINDER 2.5 DCI	171CV	0,7443	3.349,57
NISSAN	PATHFINDER 2.5 DCI	190CV	0,7295	3.282,60
NISSAN	PATHFINDER 2.5 DCI 190CV	MY2013	0,7258	3.265,96
NISSAN	PATHFINDER 2.5 DCI LE	190CV	0,8114	3.651,30
NISSAN	PATROL 3.0 TD DI	160CV 3 PORTE	0,7442	3.349,00
NISSAN	PATROL 3.0 TD DI	160CV 5 PORTE	0,7647	3.440,95
NISSAN	QASHQAI 1.5 DCI	106CV	0,4660	2.096,92
NISSAN	QASHQAI 1.5 DCI	110CV MOD.2013	0,4646	2.090,53
NISSAN	QASHQAI 1.6 DCI	130CV	0,4740	2.132,86



MARCA	MODELLO	SERIE	COSTO CHILOMETRICO 15.000 KM	FRINGE BENEFIT ANNUALE
NISSAN	QASHQAI 2.0 DCI	150CV	0,5407	2.433,10
NISSAN	QASHQAI 2.0 DCI 4WD	150CV	0,5776	2.599,32
NISSAN	QASHQAI+2 1.5 DCI	103CV	0,4884	2.197,64
NISSAN	QASHQAI+2 2.0 DCI	150CV	0,5647	2.541,09
NISSAN	QASHQAI+2 2.0 DCI 4WD AT	150CV	0,5969	2.686,21
NISSAN	TERRANO 2.7 TDI 125CV	HARD TOP 3 PORTE	0,6615	2.976,81
NISSAN	TERRANO 3.0 DIT 154CV	3 PORTE	0,6756	3.040,09
NISSAN	X-TRAIL 2.0 DCI	150CV MOD.2013	0,5935	2.670,97
NISSAN	X-TRAIL 2.0 DCI 150CV	MOD.2007	0,6110	2.749,57
NISSAN	X-TRAIL 2.0 DCI 173CV	MOD.2007	0,6396	2.878,33
OPEL	AGILA 1.3 CDTI 75CV	MOD.2008	0,3970	1.786,40
OPEL	ANTARA 2.0/16V CTDI	150CV	0,6318	2.843,32
OPEL	ANTARA 2.2 CDTI 163CV	4X2	0,5943	2.674,55
OPEL	ANTARA 2.2 CDTI 163CV	4X4	0,6102	2.746,12
OPEL	ANTARA 2.2 CDTI 184CV	4X4	0,6453	2.903,63
OPEL	ASTRA 1.3/16V CDTI	90CV 5 PORTE	0,4286	1.928,52
OPEL	ASTRA 1.3/16V CDTI	90CV S.W.	0,4329	1.948,08
OPEL	ASTRA 1.7/16V CDTI	110 CV SW	0,4644	2.089,64
OPEL	ASTRA 1.7/16V CDTI	110CV 5 PORTE	0,4587	2.064,12
OPEL	ASTRA 1.7/16V CDTI	125CV 5 PORTE	0,4688	2.109,38
OPEL	ASTRA 1.7/16V CDTI	125CV S.W.	0,4744	2.134,89
OPEL	ASTRA 1.9 CDTI 120CV	5 PORTE CAMBIO AUT.	0,5310	2.389,30
OPEL	ASTRA 1.9 CDTI 120CV	SW CAMBIO AUT	0,5369	2.415,92
OPEL	ASTRA 1.9/16V CDTI	150CV 5 P. MOD.2005	0,5260	2.366,92
OPEL	ASTRA 1.9/16V CDTI	150CV S.W. MOD.2005	0,5291	2.380,98
OPEL	ASTRA 1.9/16V CDTI 150CV	COUPÉ/CABRIO	0,5596	2.518,38
OPEL	ASTRA 2.0 CDTI 160CV	COSMO S	0,5241	2.358,39
OPEL	ASTRA GTC 1.3/16V CDTI	90CV 3 PORTE	0,4310	1.939,51
OPEL	ASTRA GTC 1.7/16V CDTI	110CV 3 PORTE	0,4604	2.071,76
OPEL	ASTRA GTC 1.7/16V CDTI	125CV 3 PORTE	0,4688	2.109,38
OPEL	ASTRA GTC 1.9 CDTI 120CV	3 PORTE CAMBIO AUT.	0,5293	2.381,67
OPEL	ASTRA GTC 1.9/16V CDTI	150CV 3 PORTE	0,5276	2.374,24
OPEL	CASCADA 2.0 CDTI BITURBO	195CV	0,5976	2.689,40
OPEL	CASCADA 2.0 CDTI ECOTEC	165CV	0,5856	2.635,10
OPEL	COMBO 1.3 CDTI 75CV	TOUR	0,4108	1.848,69
OPEL	COMBO 1.7 CDTI	101CV TOUR	0,4427	1.992,32
OPEL	CORSA 1.3 CDTI	75CV	0,3696	1.663,02
OPEL	CORSA 1.3 CDTI	95CV	0,3800	1.710,02
OPEL	CORSA 1.3/16V CDTI 75CV	MOD.2007	0,3884	1.747,60
OPEL	CORSA 1.3/16V CDTI 90CV	MOD.2007	0,4027	1.812,14
OPEL	CORSA 1.7 CDTI	130CV	0,4499	2.024,70
OPEL	CORSA 1.7/16V CDTI	125CV MOD.2007	0,4555	2.049,85
OPEL	INSIGNIA 1.6 CDTI	120CV	0,5139	2.312,34
OPEL	INSIGNIA 2.0 BT CDTI 194CV	BERLINA	0,6075	2.733,54
OPEL	INSIGNIA 2.0 BT CDTI 4X4 194CV	BERLINA	0,6230	2.803,31
OPEL	INSIGNIA 2.0 CDTI	131CV	0,5716	2.572,02
OPEL	INSIGNIA 2.0 CDTI	140CV	0,5360	2.412,07
OPEL	INSIGNIA 2.0 CDTI 130CV AUT	BERLINA EURO 5	0,5575	2.508,69
OPEL	INSIGNIA 2.0 CDTI 130CV AUT	S.W. EURO 5	0,5652	2.543,34
OPEL	INSIGNIA 2.0 CDTI 130CV MAN	BERLINA EURO5	0,5502	2.475,92
OPEL	INSIGNIA 2.0 CDTI 130CV MAN	S.W. EURO5	0,5594	2.517,27
OPEL	INSIGNIA 2.0 CDTI 160CV	BERLINA EURO 5	0,5693	2.562,00
OPEL	INSIGNIA 2.0 CDTI 160CV	S.W. EURO 5	0,5851	2.633,05
OPEL	INSIGNIA ST 2.0 BT CDTI 194CV	SW	0,6139	2.762,50
OPEL	INSIGNIA ST 2.0 BT CDTI 4X4 194CV	SW	0,6393	2.876,91




MARCA	MODELLO	SERIE	COSTO CHILOMETRICO 15.000 KM	FRINGE BENEFIT ANNUALE
OPEL	INSIGNIA ST 2.0 CDTI	131CV SW	0,5766	2.594,48
OPEL	INSIGNIA ST 2.0 CDTI	140CV SW	0,5410	2.434,53
OPEL	INSIGNIA ST 2.0 CDTI	160CV	0,5723	2.575,43
OPEL	INSIGNIA ST 2.0 CDTI	160CV SW	0,5890	2.650,68
OPEL	INSIGNIA ST 2.0 CDTI	163CV SW	0,5739	2.582,35
OPEL	INSIGNIA ST 2.0 CDTI 4X4	163CV SW	0,6036	2.716,28
OPEL	MERIVA 1.3 CDTI 75CV	EURO5	0,4226	1.901,74
OPEL	MERIVA 1.3 CDTI 95CV	EURO5	0,4381	1.971,66
OPEL	MERIVA 1.3/16V CDTI 75CV	5 PORTE	0,4183	1.882,44
OPEL	MERIVA 1.6 CDTI S&S 110CV	EURO6	0,4421	1.989,27
OPEL	MERIVA 1.6 CDTI S&S 136CV	EURO6	0,4531	2.038,77
OPEL	MERIVA 1.7 CDTI 100CV AUT.	EURO5	0,5168	2.325,51
OPEL	MERIVA 1.7 CDTI 110CV	EURO5	0,4845	2.180,06
OPEL	MERIVA 1.7/16V CDTI 101CV	5 PORTE	0,4565	2.054,37
OPEL	MERIVA 1.7/16V CDTI 125CV	5 PORTE	0,4681	2.106,55
OPEL	MOKKA 1.7 CDTI ECOTEC	130CV 4X2	0,4857	2.185,78
OPEL	MOKKA 1.7 CDTI ECOTEC	130CV 4X4	0,5028	2.262,57
OPEL	NUOVA ASTRA 1.3 CDTI 95CV	EURO5	0,4267	1.920,30
OPEL	NUOVA ASTRA 1.6 CDTI	110CV	0,4619	2.078,72
OPEL	NUOVA ASTRA 1.6 CDTI	136CV	0,4591	2.065,91
OPEL	NUOVA ASTRA 1.7 CDTI 110CV	EURO5	0,4602	2.070,97
OPEL	NUOVA ASTRA 1.7 CDTI 125CV	EURO5	0,4771	2.146,80
OPEL	NUOVA ASTRA 1.7 CDTI GTC	110CV	0,4603	2.071,25
OPEL	NUOVA ASTRA 1.7 CDTI GTC	130CV	0,4683	2.107,34
OPEL	NUOVA ASTRA 2.0 CDTI	165CV	0,5111	2.300,17
OPEL	NUOVA ASTRA 2.0 CDTI 160CV	EURO5	0,5350	2.407,61
OPEL	NUOVA ASTRA ST 1.3 CDTI	95CV S.W.	0,4309	1.938,93
OPEL	NUOVA ASTRA ST 1.7 CDTI	110CV S.W.	0,4755	2.139,84
OPEL	NUOVA ASTRA ST 1.7 CDTI	110CV SW	0,4529	2.038,05
OPEL	NUOVA ASTRA ST 1.7 CDTI	125CV S.W.	0,4884	2.197,59
OPEL	NUOVA ASTRA ST 1.7 CDTI	130CV SW	0,4837	2.176,50
OPEL	NUOVA ASTRA ST 2.0 CDTI	160CV S.W.	0,5551	2.497,88
OPEL	NUOVA ASTRA ST 2.0 CDTI	165CV SW	0,5279	2.375,76
OPEL	TIGRA 1.3 CDTI 70CV	SPIDER/COUPÉ	0,4380	1.970,81
OPEL	VIVARO 2.0 CDTI 120	114CV COMBI	0,6287	2.829,26
OPEL	VIVARO 2.0 CDTI 90	90CV COMBI	0,6150	2.767,38
OPEL	VIVARO 2.5 CDTI 150	146CV COMBI	0,6741	3.033,67
OPEL	ZAFIRA 1.7 CDTI	110CV ONE	0,4931	2.219,17
OPEL	ZAFIRA 1.7 CDTI	125CV ONE	0,4990	2.245,63
OPEL	ZAFIRA 1.7 CDTI 110CV	MOD.2008	0,4956	2.230,34
OPEL	ZAFIRA 1.7 CDTI 125CV	ECOFLEX	0,5110	2.299,45
OPEL	ZAFIRA 1.9 CDTI 120CV	MOD.2008	0,5391	2.426,12
OPEL	ZAFIRA 1.9 CDTI 150CV	MOD.2008	0,5491	2.470,94
OPEL	ZAFIRA TOURER 1.6 CDTI	120CV	0,4798	2.159,24
OPEL	ZAFIRA TOURER 1.6 CDTI	136CV	0,4791	2.155,97
OPEL	ZAFIRA TOURER 2.0 CDTI	110CV	0,5484	2.467,65
OPEL	ZAFIRA TOURER 2.0 CDTI	130CV	0,5567	2.505,33
OPEL	ZAFIRA TOURER 2.0 CDTI	131CV	0,5636	2.536,22
OPEL	ZAFIRA TOURER 2.0 CDTI AUT	170CV	0,5757	2.590,79
OPEL	ZAFIRA TOURER 2.0 CDTI AUT.	165CV	0,6039	2.717,46
OPEL	ZAFIRA TOURER 2.0 CDTI S&S	170CV	0,5513	2.480,78
OPEL	ZAFIRA TOURER 2.0 CDTI S.&S.	165CV	0,5678	2.555,10
PEUGEOT	1007 1.4 HDI	68CV	0,4054	1.824,33
PEUGEOT	1007 1.6/16V HDI	109CV	0,4519	2.033,37
PEUGEOT	107 1.4 HDI	54CV	0,3518	1.583,21



MARCA	MODELLO	SERIE	COSTO CHILOMETRICO 15.000 KM	FRINGE BENEFIT ANNUALE
PEUGEOT	2008 1.4 8V HDI	68CV	0,3900	1.755,13
PEUGEOT	2008 1.6 8V E-HDI 92CV	S&S	0,4231	1.903,92
PEUGEOT	2008 1.6 E-HDI	115CV	0,4431	1.994,04
PEUGEOT	206 1.4 HDI FAP 68CV	EURO5	0,3781	1.701,56
PEUGEOT	206 PLUS 1.4 HDI 70CV	MOD.2009	0,3734	1.680,45
PEUGEOT	207 1.4 HDI 68CV	BERLINA	0,3864	1.738,68
PEUGEOT	207 1.4 HDI FAP 68CV	EURO5	0,3833	1.724,93
PEUGEOT	207 1.6 16V HDI FAP 112CV	EURO5	0,4446	2.000,51
PEUGEOT	207 1.6 16V HDI FAP 92CV	EURO5	0,4267	1.920,03
PEUGEOT	207 1.6 HDI 112CV	S.W. EURO5	0,4526	2.036,83
PEUGEOT	207 1.6 HDI 92CV	S.W. EURO5	0,4303	1.936,48
PEUGEOT	207 1.6/16V HDI 110CV	BERLINA	0,4524	2.035,70
PEUGEOT	207 1.6/16V HDI 110CV	COUPÉ-CABRIO	0,4827	2.172,27
PEUGEOT	207 1.6/16V HDI 110CV	S.W.	0,4649	2.091,83
PEUGEOT	207 1.6/16V HDI 90CV	BERLINA	0,4445	2.000,04
PEUGEOT	207 1.6/16V HDI 90CV	S.W.	0,4304	1.936,79
PEUGEOT	208 1.4 8V E-HDI	68CV S&S	0,3854	1.734,52
PEUGEOT	208 1.4 8V HDI	68CV	0,3734	1.680,39
PEUGEOT	208 1.6 8V E-HDI	115CV S&S	0,4337	1.951,75
PEUGEOT	208 1.6 8V E-HDI	92CV S&S	0,4164	1.873,71
PEUGEOT	3008 1.6 8V E-HDI	112CV	0,4886	2.198,62
PEUGEOT	3008 1.6 8V E-HDI	115CV	0,4828	2.172,56
PEUGEOT	3008 1.6 8V E-HDI ETG6	115CV	0,4959	2.231,33
PEUGEOT	3008 1.6 8V HDI	112CV	0,4988	2.244,77
PEUGEOT	3008 1.6 8V HDI	115CV	0,4739	2.132,74
PEUGEOT	3008 1.6 BLUEHDI	120CV	0,4629	2.082,84
PEUGEOT	3008 1.6 HDI	110CV	0,5073	2.282,67
PEUGEOT	3008 2.0 BLUEHDI	150CV	0,4952	2.228,62
PEUGEOT	3008 2.0 HDI	150CV	0,5658	2.546,21
PEUGEOT	3008 2.0 HDI	163CV	0,6055	2.724,82
PEUGEOT	3008 2.0 HDI 150CV	EURO5	0,5667	2.550,20
PEUGEOT	3008 2.0 HDI 163CV	AUT. EURO5	0,6099	2.744,67
PEUGEOT	3008 2.0 HDI 163CV	EURO5	0,5639	2.537,49
PEUGEOT	308 1.6 8V E-HDI 115CV	S&S SW	0,4536	2.041,10
PEUGEOT	308 1.6 8V E-HDI 115CV	S&S MOD.2013	0,4378	1.969,98
PEUGEOT	308 1.6 8V E-HDI 115CV	SW	0,4421	1.989,57
PEUGEOT	308 1.6 8V HDI 92CV	MOD.2013	0,4257	1.915,48
PEUGEOT	308 1.6 8V HDI 92CV	SW	0,4353	1.958,85
PEUGEOT	308 1.6 HDI 112CV	EURO5	0,4487	2.019,23
PEUGEOT	308 1.6 HDI 112CV	S.W. EURO5	0,4584	2.062,62
PEUGEOT	308 1.6 HDI FAP 112CV	CC EURO5	0,5167	2.325,26
PEUGEOT	308 1.6 HDI FAP 92CV	EURO5	0,4401	1.980,35
PEUGEOT	308 1.6 HDI FAP 92CV	S.W. EURO5	0,4514	2.031,32
PEUGEOT	308 1.6/16V HDI 110CV	BERLINA	0,4558	2.051,25
PEUGEOT	308 1.6/16V HDI 110CV	SW	0,4661	2.097,50
PEUGEOT	308 1.6/16V HDI 90CV	BERLINA	0,4260	1.916,99
PEUGEOT	308 1.6/16V HDI 90CV	SW	0,4373	1.967,88
PEUGEOT	308 2.0 BLUEHDI	180CV	0,5463	2.458,29
PEUGEOT	308 2.0 HDI FAP 140CV	CC EURO5	0,5889	2.649,96
PEUGEOT	308 2.0 HDI FAP 140CV	EURO5	0,5259	2.366,69
PEUGEOT	308 2.0 HDI FAP 140CV	S.W. EURO5	0,5438	2.446,91
PEUGEOT	308 2.0 HDI FAP 163CV	CC EURO5	0,6156	2.770,15
PEUGEOT	308 2.0/16V HDI 136CV	BERLINA	0,5083	2.287,49
PEUGEOT	308 2.0/16V HDI 136CV	SW	0,5323	2.395,43
PEUGEOT	4007 2.2 HDI 156CV	EURO5	0,6490	2.920,50



MARCA	MODELLO	SERIE	COSTO CHILOMETRICO 15.000 KM	FRINGE BENEFIT ANNUALE
PEUGEOT	4007 2.2/16V HDI	160CV	0,6433	2.894,75
PEUGEOT	407 1.6 HDI 109CV	BERLINA	0,4966	2.234,92
PEUGEOT	407 1.6 HDI 109CV	SW	0,4974	2.238,26
PEUGEOT	407 2.0 HDI 140CV	BERLINA	0,5442	2.449,12
PEUGEOT	407 2.0 HDI 140CV	SW	0,5475	2.463,92
PEUGEOT	407 2.0 HDI 163CV	COUPÉ	0,6146	2.765,86
PEUGEOT	407 2.0 HDI AUT 136CV	BERLINA	0,5811	2.615,02
PEUGEOT	407 2.0 HDI AUT 136CV	SW	0,5896	2.653,29
PEUGEOT	407 2.0 HDI FAP 163CV	COUPÉ EURO5	0,6300	2.835,04
PEUGEOT	407 2.2/16V HDI 170CV	BERLINA	0,6121	2.754,53
PEUGEOT	407 2.2/16V HDI 170CV	S.W.	0,6206	2.792,83
PEUGEOT	407 3.0 V6 24V HDI 241CV	COUPÉ	0,7587	3.414,36
PEUGEOT	5008 1.6 16V HDI	110CV	0,4977	2.239,78
PEUGEOT	5008 1.6 8V E-HDI S&S ETG6	115CV	0,4897	2.203,46
PEUGEOT	5008 1.6 8V HDI	115CV	0,4865	2.189,07
PEUGEOT	5008 1.6 BLUEHDI	120CV	0,4682	2.106,92
PEUGEOT	5008 1.6 E-HDI 115CV	S&S	0,4964	2.234,00
PEUGEOT	5008 2.0 16V HDI 150CV	EURO 5	0,5628	2.532,42
PEUGEOT	5008 2.0 BLUEHDI	150CV	0,4971	2.237,00
PEUGEOT	5008 2.0 HDI	163CV	0,5908	2.658,79
PEUGEOT	508 1.6 8V E-HDI 115 CV	S&S	0,4858	2.186,27
PEUGEOT	508 1.6 8V E-HDI S&S ETG6	115CV	0,4863	2.188,17
PEUGEOT	508 1.6 8V E-HDI S&S ETG6	115CV SW	0,4909	2.208,88
PEUGEOT	508 1.6 HDI FAP	112CV	0,4950	2.227,61
PEUGEOT	508 2.0 HDI FAP	140CV	0,5516	2.482,07
PEUGEOT	508 2.0 HDI FAP	163CV	0,5838	2.626,92
PEUGEOT	508 2.2 HDI FAP	204CV	0,6825	3.071,16
PEUGEOT	508 SW 1.6 E-HDI 115 CV	S&S	0,4905	2.207,14
PEUGEOT	508 SW 1.6 HDI FAP	112CV	0,4998	2.249,20
PEUGEOT	508 SW 1.6E HDI	115CV	0,5057	2.275,75
PEUGEOT	508 SW 2.0 HDI	140CV	0,5583	2.512,40
PEUGEOT	508 SW 2.0 HDI	163V	0,5778	2.600,07
PEUGEOT	508 SW 2.0 HDI FAP	140CV	0,5562	2.502,93
PEUGEOT	508 SW 2.0 HDI FAP	163CV	0,5916	2.662,12
PEUGEOT	508 SW 2.2 HDI FAP	204CV	0,6903	3.106,39
PEUGEOT	607 2.0/16V HDI 136CV	BERLINA	0,6531	2.939,06
PEUGEOT	607 2.2/16V HDI 170CV	BI-TURBO FAP	0,6982	3.142,05
PEUGEOT	607 2.7 V6 24V HDI FAP	204CV	0,7888	3.549,73
PEUGEOT	807 2.0 HDI FAP 136CV	EURO5	0,6039	2.717,59
PEUGEOT	807 2.0 HDI FAP 163CV	AUTOMATIC EURO5	0,6496	2.923,19
PEUGEOT	807 2.0 HDI FAP 163CV	EURO5	0,6166	2.774,75
PEUGEOT	807 2.0/16V HDI	120CV	0,5840	2.628,22
PEUGEOT	807 2.0/16V HDI	136CV FAP	0,5964	2.683,93
PEUGEOT	807 2.2/16V HDI	170CV	0,6543	2.944,56
PEUGEOT	BIPPER TEPEE 1.4 HDI 70CV	MOD. 2009	0,3869	1.741,02
PEUGEOT	PARTNER TEPEE 1.6 E-HDI	92CV S&S	0,4495	2.022,71
PEUGEOT	PARTNER TEPEE 1.6 HDI	112CV EURO5	0,4671	2.102,04
PEUGEOT	PARTNER TEPEE 1.6 HDI	75CV EURO5	0,4424	1.990,59
PEUGEOT	PARTNER TEPEE 1.6 HDI	92CV EURO5	0,4429	1.993,16
PEUGEOT	RCZ 2.0 16V HDI	163CV	0,5851	2.632,75
PORSCHE	CAYENNE 3.0 D V6	250CV	0,9196	4.138,27
PORSCHE	CAYENNE 4.1 S D V8	385CV	1,0614	4.776,38
PORSCHE	CAYENNE DIESEL 3.0	245CV	0,9169	4.126,27
PORSCHE	CAYENNE DIESEL 3.0 V6	239CV	0,8669	3.901,07
PORSCHE	PANAMERA 3.0 250CV	DIESEL	1,0062	4.527,86




MARCA	MODELLO	SERIE	COSTO CHILOMETRICO 15.000 KM	FRINGE BENEFIT ANNUALE
PORSCHE	PANAMERA 3.0 DIESEL	300CV	1,0091	4.540,89
PORSCHE	PANAMERA DIESEL 3.0	250CV	1,0258	4.616,23
RENAULT	CLIO 1.5 DCI 105CV	BERLINA	0,4275	1.923,63
RENAULT	CLIO 1.5 DCI 105CV SPORTOUR	SW	0,4386	1.973,63
RENAULT	CLIO 1.5 DCI 65CV	BERLINA	0,3879	1.745,66
RENAULT	CLIO 1.5 DCI 65CV SPORTOUR	SW	0,3966	1.784,48
RENAULT	CLIO 1.5 DCI 68CV	BERLINA	0,3838	1.727,24
RENAULT	CLIO 1.5 DCI 68CV SPORTOUR	SW	0,3928	1.767,74
RENAULT	CLIO 1.5 DCI 75CV	SPORTOUR SW	0,3948	1.776,40
RENAULT	CLIO 1.5 DCI 85CV CONFORT	BERLINA	0,4026	1.811,52
RENAULT	CLIO 1.5 DCI 85CV DYNAMIQUE	BERLINA	0,3999	1.799,73
RENAULT	CLIO 1.5 DCI 85CV SPORTOUR	SW	0,4077	1.834,59
RENAULT	CLIO 1.5 DCI 8V	75CV	0,3735	1.680,73
RENAULT	CLIO 1.5 DCI 8V	90CV S&S	0,3933	1.769,65
RENAULT	CLIO SPORTER 1.5 DCI	75CV SW	0,3868	1.740,63
RENAULT	CLIO SPORTER 1.5 DCI	90CV SW	0,3964	1.783,78
RENAULT	CLIO STORIA 1.5 DCI 65CV	MOD.2004	0,3794	1.707,19
RENAULT	ESPACE 2.0 DCI	130CV	0,6043	2.719,57
RENAULT	ESPACE 2.0 DCI	150CV	0,6200	2.790,04
RENAULT	ESPACE 2.0 DCI	175CV	0,6676	3.004,03
RENAULT	ESPACE 3.0/24V DCI V6	180CV	0,7970	3.586,30
RENAULT	GRAND ESPACE 2.0 DCI	150CV	0,6333	2.850,07
RENAULT	GRAND ESPACE 2.0 DCI	150CV ESM	0,6085	2.738,07
RENAULT	GRAND ESPACE 2.0 DCI	175CV	0,6809	3.064,06
RENAULT	GRAND ESPACE 2.0 DCI	175CV ESM	0,6264	2.819,01
RENAULT	GRAND ESPACE 3.0/24V DCI V6	180CV	0,8077	3.634,84
RENAULT	GRAND MODUS 1.5 DCI	105CV	0,4300	1.935,04
RENAULT	GRAND MODUS 1.5 DCI	68CV	0,4017	1.807,53
RENAULT	GRAND MODUS 1.5 DCI	85CV	0,4049	1.822,02
RENAULT	KANGOO 1.5 DCI	110CV	0,4546	2.045,72
RENAULT	KANGOO 1.5 DCI	110CV 8V	0,4302	1.935,86
RENAULT	KANGOO 1.5 DCI	75CV	0,4288	1.929,60
RENAULT	KANGOO 1.5 DCI	90CV	0,4346	1.955,58
RENAULT	KANGOO 1.5 DCI	90CV 8V	0,4231	1.904,15
RENAULT	KANGOO 1.5 DCI 105CV	MOD.2008	0,4456	2.005,25
RENAULT	KANGOO 1.5 DCI 68CV	MOD.2008	0,4182	1.881,89
RENAULT	KANGOO 1.5 DCI 85CV	MOD.2008	0,4329	1.947,89
RENAULT	KOLEOS 2.0 DCI 150CV	4X2 MY2010	0,5792	2.606,32
RENAULT	KOLEOS 2.0 DCI 150CV	4X4 MY2010	0,6116	2.752,26
RENAULT	KOLEOS 2.0 DCI 4X2	150CV	0,5736	2.581,39
RENAULT	KOLEOS 2.0 DCI 4X4	150CV	0,6000	2.700,06
RENAULT	KOLEOS 2.0 DCI 4X4	175CV	0,6279	2.825,46
RENAULT	KOLEOS 2.0 DCI ESM	150CV 4X2	0,5621	2.529,48
RENAULT	KOLEOS 2.0 DCI ESM	150CV 4X4	0,5824	2.620,89
RENAULT	KOLEOS 2.0 DCI ESM	175CV 4X4	0,6096	2.743,20
RENAULT	LAGUNA 2.0 DCI 180CV	COUPÉ	0,6559	2.951,45
RENAULT	LAGUNA 2.0 DCI 180CV GT	BERLINA	0,6243	2.809,37
RENAULT	LAGUNA 2.0 DCI 180CV GT	SPORTOUR SW	0,6337	2.851,62
RENAULT	LAGUNA 2.0/16V DCI 150CV	BERLINA MOD.2008	0,5569	2.505,92
RENAULT	LAGUNA 2.0/16V DCI 150CV	SPORTOUR S.W.	0,5646	2.540,56
RENAULT	LAGUNA 2.0/16V DCI 175CV	BERLINA MOD.2008	0,6314	2.841,37
RENAULT	LAGUNA 2.0/16V DCI 175CV	SPORTOUR S.W.	0,6383	2.872,17
RENAULT	LAGUNA 3.0 DCI V6 235CV	COUPÉ	0,7381	3.321,58
RENAULT	LAGUNA COUPÉ 1.5 DCI	110CV	0,4597	2.068,76
RENAULT	LAGUNA COUPÉ 2.0 DCI	150CV	0,5271	2.371,99



MARCA	MODELLO	SERIE	COSTO CHILOMETRICO 15.000 KM	FRINGE BENEFIT ANNUALE
RENAULT	LAGUNA COUPÉ 2.0 DCI	175CV	0,5421	2.439,58
RENAULT	LAGUNA SPORTOUR 1.5 DCI	110CV SW	0,4633	2.084,89
RENAULT	LAGUNA SPORTOUR 2.0 DCI	150CV SW	0,5504	2.476,87
RENAULT	LAGUNA SPORTOUR 2.0 DCI	175CV SW	0,5601	2.520,51
RENAULT	MEGANE 1.5 DCI	110CV	0,4255	1.914,80
RENAULT	MEGANE 1.5 DCI	90CV	0,4340	1.952,98
RENAULT	MEGANE 1.5 DCI 110CV FAP	EURO5	0,4460	2.007,06
RENAULT	MEGANE 1.5 DCI 110CV FAP	EURO5 COUPÉ	0,4369	1.965,94
RENAULT	MEGANE 1.5 DCI 110CV FAP	EURO5 SPORT TOUR	0,4452	2.003,44
RENAULT	MEGANE 1.5 DCI 110CV FAP EDC	EURO5	0,4503	2.026,39
RENAULT	MEGANE 1.5 DCI 110CV FAP EDC	EURO5 COUPÉ	0,4459	2.006,71
RENAULT	MEGANE 1.5 DCI 110CV FAP EDC	EURO5 SPORT TOUR	0,4627	2.082,19
RENAULT	MEGANE 1.5 DCI 90CV FAP	EURO5	0,4339	1.952,45
RENAULT	MEGANE 1.5 DCI 90CV FAP	EURO5 COUPÉ	0,4295	1.932,56
RENAULT	MEGANE 1.5 DCI 90CV FAP	EURO5 SPORT TOUR	0,4378	1.970,07
RENAULT	MEGANE 1.6 DCI	130CV	0,4725	2.126,14
RENAULT	MEGANE 1.9 DCI 130CV FAP	EURO5	0,5136	2.311,28
RENAULT	MEGANE 1.9 DCI 130CV FAP	EURO5 COUPÉ	0,5117	2.302,59
RENAULT	MEGANE 1.9 DCI 130CV FAP	EURO5 SPORT TOUR	0,5172	2.327,45
RENAULT	MEGANE 2.0 DCI	165CV	0,5538	2.492,18
RENAULT	MEGANE 2.0 DCI 160CV FAP	EURO5 COUPÉ	0,5720	2.574,22
RENAULT	MEGANE C-C 1.5 DCI	110CV	0,4853	2.183,79
RENAULT	MEGANE C-C 1.9 DCI	130CV	0,5564	2.503,98
RENAULT	MEGANE COUPÉ 1.5 DCI	110CV	0,4053	1.823,90
RENAULT	MEGANE COUPÉ 1.6 DCI	130CV	0,4459	2.006,67
RENAULT	MEGANE III 1.5 DCI 110CV	MOD. 2009 COUPÉ	0,4419	1.988,60
RENAULT	MEGANE III 1.5 DCI 110CV	MOD.2009	0,4347	1.956,17
RENAULT	MEGANE III 1.5 DCI 110CV S.TOUR	MOD.2009 S.W.	0,4285	1.928,24
RENAULT	MEGANE III 1.5 DCI 90CV	MOD.2009	0,4163	1.873,43
RENAULT	MEGANE III 1.5 DCI 90CV S.TOUR	MOD.2009 S.W.	0,4214	1.896,34
RENAULT	MEGANE III 1.9 DCI 130CV	MOD.2009	0,4946	2.225,78
RENAULT	MEGANE III 1.9 DCI 130CV	MOD.2009 COUPÉ	0,4980	2.241,08
RENAULT	MEGANE III 1.9 DCI 130CV S.TOUR	MOD.2009 S.W.	0,4973	2.237,96
RENAULT	MEGANE III 2.0 DCI 150CV S.TOUR	MOD.2009 S.W.	0,5603	2.521,40
RENAULT	MEGANE III C-C 1.5 DCI 110CV	EURO5 COUPÉ	0,5057	2.275,82
RENAULT	MEGANE III C-C 1.9 DCI 130CV	EURO5 COUPÉ	0,5721	2.574,43
RENAULT	MEGANE SPORTOUR 1.5 DCI	110CV SW	0,4220	1.899,18
RENAULT	MEGANE SPORTOUR 1.6 DCI	130CV SW	0,4561	2.052,58
RENAULT	MEGANE ST 1.5 DCI 95CV	SW MY2014	0,4206	1.892,55
RENAULT	MODUS 1.5 DCI 105CV	MOD.2008	0,4261	1.917,39
RENAULT	MODUS 1.5 DCI 68CV	MOD.2008	0,4017	1.807,53
RENAULT	MODUS 1.5 DCI 85CV	MOD.2008	0,4049	1.822,02
RENAULT	SCENIC 1.5 DCI 110CV	MOD.2009	0,4689	2.110,24
RENAULT	SCENIC 1.5 DCI 110CV	MOD.2012	0,4543	2.044,32
RENAULT	SCENIC 1.6 DCI S&S 130CV	MOD. 2012	0,4670	2.101,47
RENAULT	SCENIC 1.9 DCI 130CV	MOD.2009	0,5367	2.415,06
RENAULT	SCENIC 2.0 DCI 150CV	MOD.2009	0,5990	2.695,67
RENAULT	SCENIC X-MOD 1.5 DCI	105CV	0,4512	2.030,58
RENAULT	SCENIC X-MOD 1.5 DCI	110CV	0,4568	2.055,80
RENAULT	SCENIC X-MOD 1.5 DCI	110CV EURO5	0,4429	1.992,99
RENAULT	SCENIC X-MOD 1.5 DCI	95CV	0,4330	1.948,40
RENAULT	SCENIC X-MOD 1.5 DCI 110CV	MOD. 2012	0,4575	2.058,92
RENAULT	SCENIC X-MOD 1.6 DCI S&S 130CV	MOD.2012	0,4595	2.067,81
RENAULT	SCENIC X-MOD 1.9 DCI	130CV	0,5239	2.357,75
RENAULT	SCENIC X-MOD 2.0 DCI	150CV	0,5859	2.636,68



MARCA	MODELLO	SERIE	COSTO CHILOMETRICO 15.000 KM	FRINGE BENEFIT ANNUALE
RENAULT	SCENIC X-MOD 2.0 DCI	160CV	0,5691	2.560,77
RENAULT	TRAFIC 1.9 DCI	100CV KOMBI	0,5734	2.580,23
RENAULT	TWINGO 1.5 DCI	75CV	0,3551	1.597,74
RENAULT	TWINGO 1.5 DCI 64CV	MY2010	0,3706	1.667,69
RENAULT	TWINGO 1.5 DCI 70CV	MOD.2007	0,3709	1.669,11
SAAB	9-3 SPORT SEDAN 1.9/16V TID	150CV BERLINA	0,5803	2.611,15
SAAB	9-3 1.9/16V TID 150CV	CABRIO	0,6351	2.857,77
SAAB	9-3 1.9/16V TTID 180CV	CABRIO	0,6435	2.895,84
SAAB	9-3 SPORT SEDAN 1.9 TTID	180CV MOD.2008	0,6011	2.704,79
SAAB	9-3 SPORT SEDAN 1.9 TID	120CV BERLINA	0,5645	2.540,35
SAAB	9-3 SPORHATCH 1.9 TID	120CV S.W.	0,5758	2.591,17
SAAB	9-3 SPORHATCH 1.9 TTID	180CV MOD.2008 SW	0,6135	2.760,94
SAAB	9-3 SPORHATCH 1.9/16V TID	150CV S.W.	0,5974	2.688,48
SAAB	9-5 1.9 TID 150CV	BERLINA	0,6173	2.777,82
SAAB	9-5 1.9 TID 150CV	S.W.	0,6332	2.849,22
SAAB	9-5 2.0 TID	160CV	0,6374	2.868,17
SAAB	9-5 2.0 TTID	190CV	0,6712	3.020,23
SANTANA	PS 300 1.6 HDI 90CV	3 PORTE	0,4718	2.123,00
SANTANA	PS 350 1.6 HDI 90CV	5 PORTE	0,4807	2.163,02
SEAT	ALHAMBRA 1.9 TDI	115CV MOD.2005	0,6193	2.786,87
SEAT	ALHAMBRA 1.9 TDI 115CV	TOTAL TRAC. 4 MOD. 2005	0,6200	2.790,00
SEAT	ALHAMBRA 2.0 TDI	140CV	0,5852	2.633,24
SEAT	ALHAMBRA 2.0 TDI	170CV	0,6371	2.866,92
SEAT	ALHAMBRA 2.0 TDI CR	140CV EURO5	0,5777	2.599,49
SEAT	ALHAMBRA 2.0 TDI CR 4WD	140CV EURO5	0,6052	2.723,38
SEAT	ALTEA 1.9 TDI 105CV	5 PORTE	0,4716	2.122,21
SEAT	ALTEA 2.0/16V TDI 140CV	5 PORTE	0,5351	2.407,79
SEAT	ALTEA 2.0/16V TDI FR	170CV	0,5624	2.530,74
SEAT	ALTEA XL 1.6 TDI CR	105CV EURO5	0,4411	1.985,16
SEAT	ALTEA XL 1.9 TDI	105CV	0,4709	2.119,12
SEAT	ALTEA XL 2.0 TDI	140CV EURO5	0,4934	2.220,47
SEAT	ALTEA XL 2.0 TDI	140CV FREETRACK	0,5569	2.506,05
SEAT	ALTEA XL 2.0/16V TDI	140CV	0,5298	2.384,07
SEAT	ALTEA XL 2.0/16V TDI	170CV	0,5648	2.541,59
SEAT	EXEO 2.0 TDI 143CV	EURO 5	0,5367	2.415,15
SEAT	EXEO 2.0 TDI 170CV	EURO 5	0,5677	2.554,85
SEAT	EXEO 2.0 TDI CV CR	120CV EURO5	0,5346	2.405,55
SEAT	EXEO 2.0 TDI CV CR	143CV EURO5	0,5562	2.502,85
SEAT	EXEO ST 2.0 TDI 143CV	S.W.	0,5470	2.461,46
SEAT	EXEO ST 2.0 TDI 170CV	S.W.	0,5752	2.588,46
SEAT	EXEO ST 2.0 TDI CV CR	120CV EURO5	0,5438	2.446,93
SEAT	EXEO ST 2.0 TDI CV CR	140CV EURO5	0,5654	2.544,20
SEAT	IBIZA 1.2 TDI CR 75CV	EURO5	0,3616	1.627,37
SEAT	IBIZA 1.4 TDI	105CV	0,3952	1.778,31
SEAT	IBIZA 1.4 TDI	75CV	0,3801	1.710,42
SEAT	IBIZA 1.4 TDI 70CV	MOD.2006	0,3864	1.739,00
SEAT	IBIZA 1.4 TDI 80CV	MOD.2006	0,4060	1.827,03
SEAT	IBIZA 1.4 TDI 80CV	MOD.2008	0,3948	1.776,67
SEAT	IBIZA 1.4TDI	90CV	0,3924	1.765,88
SEAT	IBIZA 1.6 TDI CR 105CV	EURO5	0,4161	1.872,31
SEAT	IBIZA 1.6 TDI CR 90CV	EURO5	0,4120	1.853,98
SEAT	IBIZA 1.9 TDI 100CV	MOD.2006	0,4598	2.069,26
SEAT	IBIZA 1.9 TDI 105CV	MOD.2008	0,4519	2.033,42
SEAT	IBIZA 1.9 TDI 130CV	MOD.2006	0,4893	2.201,99
SEAT	IBIZA 1.9 TDI 160CV	MOD.2006	0,5203	2.341,39




MARCA	MODELLO	SERIE	COSTO CHILOMETRICO 15.000 KM	FRINGE BENEFIT ANNUALE
SEAT	IBIZA 2.0 TDI CR 143CV	EURO5	0,4839	2.177,61
SEAT	IBIZA ST 1.2 TDI CR	75CV EURO5	0,3817	1.717,49
SEAT	IBIZA ST 1.2 TDI CR	75CV STATION WAGON	0,4209	1.893,93
SEAT	IBIZA ST 1.4 TDI 90CV	SW	0,4007	1.803,36
SEAT	IBIZA ST 1.6 TDI	105CV STATION WAGON	0,4420	1.989,12
SEAT	IBIZA ST 1.6 TDI CR	90CV STATION WAGON	0,4089	1.839,97
SEAT	LEON 1.6 TDI	105CV	0,4374	1.968,51
SEAT	LEON 1.6 TDI CR SC	105CV S&S EURO5	0,4442	1.999,08
SEAT	LEON 1.6 TDI CR SC	90CV EURO5	0,4291	1.930,92
SEAT	LEON 1.9 TDI 105CV	MOD.2009	0,4893	2.201,92
SEAT	LEON 1.9 TDI 90CV	MOD.2009	0,4690	2.110,46
SEAT	LEON 2.0 TDI CR SC	150CV S&S EURO5	0,5016	2.256,99
SEAT	LEON ST 1.6 TDI 105CV	4DRIVE SW	0,4898	2.204,11
SEAT	LEON ST 1.6 TDI 105CV	SW MY2014	0,4577	2.059,44
SEAT	LEON ST 1.6 TDI 110CV	4DRIVE SW	0,4886	2.198,81
SEAT	TOLEDO 1.6 TDI	105CV	0,4440	1.997,96
SKODA	FABIA 1.4 TDI 69CV	MOD.2007	0,3817	1.717,81
SKODA	FABIA 1.4 TDI 80CV	MOD.2007	0,3927	1.767,25
SKODA	FABIA 1.6 TDI CR 105CV	EURO5	0,4348	1.956,72
SKODA	FABIA 1.6 TDI CR 75CV	EURO5	0,4144	1.864,74
SKODA	FABIA 1.6 TDI CR 90CV	EURO5	0,4270	1.921,45
SKODA	FABIA 1.9 TDI 105CV	MOD.2007	0,4504	2.026,71
SKODA	FABIA WAGON 1.2 TDI CR 75CV	EURO5	0,3817	1.717,77
SKODA	FABIA WAGON 1.4 TDI 69CV	S.W. MOD.2008	0,3857	1.735,43
SKODA	FABIA WAGON 1.4 TDI 80CV	S.W. MOD.2008	0,3966	1.784,84
SKODA	FABIA WAGON 1.6 TDI CR 105CV	EURO5	0,4396	1.978,06
SKODA	FABIA WAGON 1.6 TDI CR 75CV	EURO5	0,4193	1.886,85
SKODA	FABIA WAGON 1.6 TDI CR 90CV	EURO5	0,4310	1.939,45
SKODA	FABIA WAGON 1.9 TDI 105CV	S.W. MOD.2008	0,4604	2.071,62
SKODA	OCTAVIA 1.6 TDI CR	105CV	0,4408	1.983,82
SKODA	OCTAVIA 1.6 TDI CR	90CV	0,4416	1.987,21
SKODA	OCTAVIA 1.6 TDI CR 105CV	EURO5	0,4647	2.091,19
SKODA	OCTAVIA 1.9 TDI 105CV	BERLINA MOD.2004	0,4923	2.215,43
SKODA	OCTAVIA 2.0 TDI 140CV	BERLINA MOD.2004	0,5256	2.365,12
SKODA	OCTAVIA 2.0 TDI CR	150CV	0,5164	2.323,94
SKODA	OCTAVIA 2.0 TDI CR 140CV	EURO5	0,5263	2.368,17
SKODA	OCTAVIA 2.0 TDI CR RS 170CV	EURO5	0,5868	2.640,43
SKODA	OCTAVIA 2.0/16V TDI 170CV	BERLINA	0,5614	2.526,45
SKODA	OCTAVIA WAGON 1.6 TDI	105CV EURO5	0,4665	2.099,22
SKODA	OCTAVIA WAGON 1.6 TDI 4X4	105CV EURO5	0,4869	2.190,96
SKODA	OCTAVIA WAGON 1.6 TDI CR	105CV SW	0,4476	2.014,36
SKODA	OCTAVIA WAGON 1.6 TDI CR	110CV SW	0,4560	2.052,21
SKODA	OCTAVIA WAGON 1.6 TDI CR	90CV SW	0,4423	1.990,18
SKODA	OCTAVIA WAGON 1.6 TDI CR 4X4	105CV	0,4749	2.137,18
SKODA	OCTAVIA WAGON 1.9 TDI	105CV S.W. MOD.2005	0,4966	2.234,62
SKODA	OCTAVIA WAGON 1.9 TDI	4X4 105CV S.W. MOD.2005	0,5280	2.376,15
SKODA	OCTAVIA WAGON 2.0 TDI	140CV 4X4 S.W.	0,5725	2.576,18
SKODA	OCTAVIA WAGON 2.0 TDI	140CV S.W. MOD.2005	0,5186	2.333,76
SKODA	OCTAVIA WAGON 2.0 TDI CR	150CV SW	0,5241	2.358,52
SKODA	OCTAVIA WAGON 2.0 TDI CR 140CV	EURO5	0,5333	2.400,07
SKODA	OCTAVIA WAGON 2.0 TDI CR 140CV 4X4	EURO5	0,5745	2.585,27
SKODA	OCTAVIA WAGON 2.0 TDI CR 4X4	150CV SW	0,5470	2.461,44
SKODA	OCTAVIA WAGON 2.0 TDI CR RS 170CV	EURO5	0,5922	2.664,69
SKODA	OCTAVIA WAGON 20/16V TDI	170CV S.W.	0,5665	2.549,43
SKODA	RAPID 1.6 TDI CR	105CV	0,4349	1.957,04



MARCA	MODELLO	SERIE	COSTO CHILOMETRICO 15.000 KM	FRINGE BENEFIT ANNUALE
SKODA	RAPID SPACEBACK 1.6 TDI	105CV SW	0,4449	2.001,86
SKODA	RAPID SPACEBACK 1.6 TDI	90CV SW	0,4394	1.977,18
SKODA	ROOMSTER 1.2 TDI CR 75CV	EURO5	0,3879	1.745,38
SKODA	ROOMSTER 1.4 TDI	70CV	0,4057	1.825,67
SKODA	ROOMSTER 1.4 TDI	80CV	0,4180	1.881,06
SKODA	ROOMSTER 1.6 TDI CR 105CV	EURO5	0,4487	2.019,30
SKODA	ROOMSTER 1.6 TDI CR 90CV	EURO5	0,4279	1.925,73
SKODA	ROOMSTER 1.9 TDI	105CV	0,4676	2.104,19
SKODA	SUPERB 1.6 TDI	150CV	0,4954	2.229,15
SKODA	SUPERB 1.9 TDI GREENLINE 105CV	BERLINA	0,5355	2.409,82
SKODA	SUPERB 2.0 TDI 140CV	BERLINA EURO5	0,5571	2.506,79
SKODA	SUPERB 2.0 TDI 140CV	MOD.2008	0,5681	2.556,56
SKODA	SUPERB 2.0 TDI 140CV	WAGON EURO5	0,5354	2.409,48
SKODA	SUPERB 2.0 TDI 170CV	4X4	0,5933	2.669,68
SKODA	SUPERB 2.0 TDI 170CV	BERLINA EURO5	0,6078	2.735,25
SKODA	SUPERB 2.0 TDI 170CV	MOD.2008	0,5663	2.548,54
SKODA	SUPERB 2.0 TDI 170CV	WAGON EURO5	0,6158	2.771,32
SKODA	SUPERB 2.0 TDI 170CV 4X4	BERLINA EURO5	0,6332	2.849,35
SKODA	SUPERB 2.0 TDI 170CV 4X4	WAGON EURO5	0,6220	2.799,11
SKODA	YETI 1.6 TDI	105CV	0,4548	2.046,69
SKODA	YETI 2.0 TDI CR	140CV	0,5613	2.525,80
SKODA	YETI 2.0 TDI CR 110CV	EURO5	0,5244	2.360,00
SKODA	YETI 2.0 TDI CR 110CV 4X4	EURO5	0,5502	2.475,86
SKODA	YETI 2.0 TDI CR 140CV 4X4	EURO5	0,5785	2.603,25
SKODA	YETI 2.0 TDI CR 170CV 4X4	EURO5	0,5977	2.689,78
SMART	FORTWO 800 CDI 54CV	CABRIO EURO5	0,3472	1.562,57
SMART	FORTWO 800 CDI 54CV	COUPÉ EURO5	0,3369	1.516,10
SMART	FORTWO CABRIO 45CV	MOD. 2007	0,3317	1.492,64
SMART	FORTWO COUPÉ 45CV	MOD. 2007	0,3266	1.469,73
SSANGYONG	ACTYON 2.0 XDI 4WD	5 PORTE	0,5882	2.646,94
SSANGYONG	KORANDO 2.0 E-XDI	149CV 2WD	0,5341	2.403,29
SSANGYONG	KORANDO 2.0 E-XDI	149CV 4WD	0,5544	2.494,59
SSANGYONG	KORANDO 2.0 E-XDI	175CV	0,5625	2.531,32
SSANGYONG	KORANDO 2.0 E-XDI 2WD	175CV	0,5401	2.430,34
SSANGYONG	KORANDO 2.0 E-XDI AWD	175CV	0,5585	2.513,34
SSANGYONG	KYRON 2.0 XDI	141CV	0,6075	2.733,77
SSANGYONG	NEW KYRON 2.0 4WD	141CV	0,6178	2.780,22
SSANGYONG	NEW KYRON 2.7 XDI	165CV	0,7137	3.211,74
SSANGYONG	REXTON 2.7 XDI 165CV	5 PORTE MOD.2007	0,6929	3.118,26
SSANGYONG	REXTON 2.7 XDI 186CV	5 PORTE MOD.2007	0,7379	3.320,60
SSANGYONG	REXTON W 2.0 XDI	155CV 2WD	0,5915	2.661,81
SSANGYONG	REXTON W 2.0 XDI	155CV 4WD	0,6045	2.720,06
SSANGYONG	RODIUS 2.0 XDI 155CV	2WD	0,5891	2.650,89
SSANGYONG	RODIUS 2.0 XDI 155CV	4WD	0,6163	2.773,15
SSANGYONG	RODIUS 2.7 XDI	2WD 165CV	0,6474	2.913,18
SSANGYONG	RODIUS 2.7 XDI	4WD 165CV	0,6723	3.025,38
SUBARU	FORESTER 2.0 D	147CV	0,6067	2.730,02
SUBARU	FORESTER 2.0D 147CV	EURO5	0,5972	2.687,21
SUBARU	IMPREZA 2.0D 150CV	MOD.2009	0,5544	2.494,60
SUBARU	LEGACY 2.0/16V D 150CV	BERLINA	0,5896	2.653,35
SUBARU	LEGACY 2.0/16V D 150CV	SW	0,5982	2.691,78
SUBARU	LEGACY 2.0D 150CV	BERLINA	0,5707	2.568,25
SUBARU	LEGACY 2.0D 150CV	SW	0,5820	2.618,85
SUBARU	OUTBACK 2.0/16V D	150 CV	0,6163	2.773,18
SUBARU	OUTBACK 2.0D	150CV	0,6164	2.773,66



MARCA	MODELLO	SERIE	COSTO CHILOMETRICO 15.000 KM	FRINGE BENEFIT ANNUALE
SUBARU	TREZIA 1.4D	90CV	0,3939	1.772,39
SUZUKI	GRAND VITARA 1.9 DDIS	129CV	0,5747	2.586,05
SUZUKI	GRAND VITARA 1.9 DDIS	129CV 3 PORTE	0,5888	2.649,40
SUZUKI	GRAND VITARA 1.9 DDIS	129CV 5 PORTE	0,6058	2.726,26
SUZUKI	IGNIS 1.3/16V DDIS 69CV	DELUXE 5 PORTE	0,3991	1.795,81
SUZUKI	JIMNY 1.5 DDIS	85CV	0,4374	1.968,26
SUZUKI	S-CROSS 1.6 DDIS	120CV	0,4548	2.046,49
SUZUKI	S-CROSS 1.6 DDIS	120CV 4WD	0,4711	2.119,97
SUZUKI	SPLASH 1.3 DDIS 75CV	5 PORTE	0,3898	1.754,07
SUZUKI	SWIFT 1.3 DDIS	75CV	0,3879	1.745,38
SUZUKI	SWIFT 1.3/16V DDIS	75CV	0,3895	1.752,93
SUZUKI	SX4 1.6 DDIS 16V	90CV	0,4484	2.017,61
SUZUKI	SX4 1.9 DDIS 120CV	4WD 5 PORTE	0,5261	2.367,29
SUZUKI	SX4 2.0 DDIS 135CV	2WD	0,4799	2.159,33
SUZUKI	SX4 2.0 DDIS 135CV	4WD	0,5046	2.270,71
TATA	ARIA 2.2	150CV	0,5695	2.562,66
TATA	ARIA 2.2	150CV 4X4	0,5950	2.677,49
TATA	INDICA 1.4 TDI	71CV 5 PORTE	0,3762	1.692,74
TATA	INDIGO 1.4 TDI	71CV S.W.	0,4000	1.800,03
TATA	SAFARI 2.0 TDI	87CV	0,5862	2.637,69
TATA	SAFARI 2.2	140CV	0,5962	2.682,90
TATA	SAFARI 3.0 DICOR	115CV	0,6071	2.731,95
TOYOTA	AURIS 1.4 D-4D 90CV	BERLINA	0,4181	1.881,25
TOYOTA	AURIS 1.4 D-4D 90CV	EURO5	0,4238	1.907,11
TOYOTA	AURIS 1.4 D-4D 90CV	MY2013	0,4182	1.881,82
TOYOTA	AURIS 2.0 D-4D 124CV	MY2013	0,4900	2.205,12
TOYOTA	AURIS 2.0 D-4D 126CV	EURO5	0,4882	2.196,91
TOYOTA	AURIS 2.0 D-4D DPF	126CV	0,5029	2.263,13
TOYOTA	AURIS 2.2 D-CAT	177CV	0,5725	2.576,29
TOYOTA	AURIS TS 1.4 D-4D	90CV SW	0,4219	1.898,37
TOYOTA	AURIS TS 2.0 D-4D	124CV SW	0,4958	2.230,99
TOYOTA	AVENSIS 2.0 D-4D	124CV	0,5124	2.306,02
TOYOTA	AVENSIS 2.0 D-4D 126CV	BERLINA EURO5	0,5280	2.375,90
TOYOTA	AVENSIS 2.0 D-4D 126CV	SW EURO5	0,5340	2.402,87
TOYOTA	AVENSIS 2.0/16V D-4D	126CV BERLINA	0,5416	2.437,35
TOYOTA	AVENSIS 2.0/16V D-4D	126CV S.W.	0,5442	2.448,80
TOYOTA	AVENSIS 2.2 D-4D	150CV	0,5663	2.548,15
TOYOTA	AVENSIS 2.2 D-4D 150CV	BERLINA EURO5	0,5801	2.610,39
TOYOTA	AVENSIS 2.2 D-4D 150CV	SW EURO5	0,5878	2.645,01
TOYOTA	AVENSIS 2.2 D-CAT 177CV	BERLINA EURO5	0,6116	2.752,08
TOYOTA	AVENSIS 2.2 D-CAT 177CV	SW EURO5	0,6193	2.786,70
TOYOTA	AVENSIS 2.2 D-CAT AUT. 150CV	SW EURO5	0,6137	2.761,86
TOYOTA	AVENSIS 2.2/16V D-4D	150CV BERLINA	0,5725	2.576,30
TOYOTA	AVENSIS 2.2/16V D-4D	150CV S.W.	0,5734	2.580,12
TOYOTA	AVENSIS 2.2/16V D-CAT	177CV BERLINA	0,5984	2.692,67
TOYOTA	AVENSIS 2.2/16V D-CAT	177CV S.W.	0,5992	2.696,49
TOYOTA	AYGO 1.4 D	54CV	0,3671	1.651,77
TOYOTA	COROLLA VERSO 2.0 D-4D	126CV	0,5264	2.368,92
TOYOTA	COROLLA VERSO 2.2/16V	D-4D 177CV 5 PORTE	0,6119	2.753,77
TOYOTA	LAND CRUISER 3.0 D4-D	190CV	0,7759	3.491,37
TOYOTA	LAND CRUISER 3.0/16V D-4D	3 PORTE MOD.2007	0,7411	3.334,88
TOYOTA	LAND CRUISER 3.0/16V D-4D	5 PORTE MOD.2007	0,7680	3.455,88
TOYOTA	LAND CRUISER 4.5 V8 272CV	7 POSTI	0,9855	4.434,65
TOYOTA	LAND CRUISER V8 4.5	286CV	1,0512	4.730,59
TOYOTA	RAV 4 2.0 D-4D 2WD	124CV MY2013	0,5137	2.311,57



MARCA	MODELLO	SERIE	COSTO CHILOMETRICO 15.000 KM	FRINGE BENEFIT ANNUALE
TOYOTA	RAV 4 2.0 D-4D 4WD	124CV	0,5634	2.535,08
TOYOTA	RAV 4 2.2 D-4D 4WD	150CV MY2013	0,6128	2.757,69
TOYOTA	RAV 4 2.2 D-CAT A/T 4WD	150CV MY2013	0,6292	2.831,42
TOYOTA	RAV 4 2.2/16V D-4D 136CV	5 PORTE	0,6135	2.760,93
TOYOTA	RAV 4 2.2/16V D-4D 150CV	EURO 5	0,5939	2.672,61
TOYOTA	RAV 4 2.2/16V D-4D 177CV	5 PORTE	0,6549	2.947,07
TOYOTA	URBAN CRUISER 1.4 D-4D AWD	90CV	0,4445	2.000,06
TOYOTA	URBAN CRUISER 1.4D-4D AWD	90CV	0,4633	2.084,76
TOYOTA	VERSO 1.6 D-4D	111CV 7 POSTI	0,4650	2.092,71
TOYOTA	VERSO 2.0 D 126CV	EURO 5	0,5244	2.359,90
TOYOTA	VERSO 2.0D 124CV	7 POSTI	0,5191	2.335,95
TOYOTA	VERSO 2.2 D-CAT 150CV	EURO 5	0,5973	2.687,72
TOYOTA	VERSO 2.2 D-CAT 180CV	EURO 5	0,6186	2.783,59
TOYOTA	VERSO-S 1.4 D-4D 90CV	EURO5	0,4197	1.888,63
TOYOTA	YARIS 1.4 D-4D	90CV	0,3804	1.711,59
TOYOTA	YARIS 1.4 D-4D	90CV EURO5	0,3807	1.712,93
TOYOTA	YARIS 1.4 D-4D 90CV	MOD 2012	0,3803	1.711,49
VOLKSWAGEN	CADDY 1.6 TDI 102CV	EURO5	0,4599	2.069,70
VOLKSWAGEN	CADDY 1.6 TDI 75CV	EURO5	0,4499	2.024,34
VOLKSWAGEN	CADDY 1.9 TDI 105CV	5 PORTE	0,4968	2.235,77
VOLKSWAGEN	CADDY 1.9 TDI 75CV	5 PORTE	0,4878	2.195,15
VOLKSWAGEN	CADDY 2.0 TDI 140CV	EURO5	0,5232	2.354,56
VOLKSWAGEN	CADDY 2.0 TDI 4MOTION 110CV	EURO5	0,5278	2.375,22
VOLKSWAGEN	CROSS GOLF 1.9 TDI	105CV	0,5459	2.456,58
VOLKSWAGEN	CROSS GOLF 2.0/16V TDI	140CV	0,5716	2.572,07
VOLKSWAGEN	EOS 2.0 TDI 140CV	CABRIO	0,5941	2.673,28
VOLKSWAGEN	FOX 1.4 TDI	70CV	0,3812	1.715,46
VOLKSWAGEN	GOLF CABRIOLET 1.6 TDI	105CV	0,4890	2.200,48
VOLKSWAGEN	GOLF CABRIOLET 2.0 TDI	140CV	0,5594	2.517,22
VOLKSWAGEN	GOLF PLUS VI SERIE 1.6 TDI	105CV EURO5	0,4867	2.190,09
VOLKSWAGEN	GOLF PLUS VI SERIE 1.6 TDI BLUEMOTION	105CV EURO5	0,4844	2.179,61
VOLKSWAGEN	GOLF PLUS VI SERIE 2.0 TDI	110CV EURO 5	0,5023	2.260,30
VOLKSWAGEN	GOLF PLUS VI SERIE 2.0 TDI	140CV EURO 5	0,5441	2.448,63
VOLKSWAGEN	GOLF SPORTSVAN 1.6 TDI	110CV	0,4597	2.068,65
VOLKSWAGEN	GOLF SPORTSVAN 1.6 TDI	90CV	0,4461	2.007,45
VOLKSWAGEN	GOLF VARIANT 1.6 TDI 105CV BLUE MOTION	EURO 5 S.W.	0,4708	2.118,44
VOLKSWAGEN	GOLF VARIANT 1.6 TDI DPF	105CV EURO5 S.W.	0,4742	2.133,93
VOLKSWAGEN	GOLF VARIANT 2.0 TDI DPF	140CV EURO5 S.W.	0,5348	2.406,79
VOLKSWAGEN	GOLF VI 1.6 TDI 105CV	MOD.2009	0,4606	2.072,57
VOLKSWAGEN	GOLF VI 1.6 TDI 105CV BLUE MOTION	MOD.2009	0,4675	2.103,75
VOLKSWAGEN	GOLF VI 2.0 TDI 110CV	MOD.2009	0,4760	2.142,01
VOLKSWAGEN	GOLF VI 2.0 TDI 140CV	MOD.2009	0,5075	2.283,63
VOLKSWAGEN	GOLF VI 2.0 TDI 140CV 4M.	MOD.2009	0,5380	2.420,98
VOLKSWAGEN	GOLF VI 2.0 TDI GTD 170CV	MOD. 2009	0,5660	2.547,19
VOLKSWAGEN	GOLF VII 1.6 TDI BLUEMOT.	110CV	0,4691	2.110,97
VOLKSWAGEN	GOLF VII 1.6 TDI BLUEMOT. TECH	110CV	0,4718	2.123,30
VOLKSWAGEN	GOLF VII 1.6 TDI BLUEMOT.TECH	105CV	0,4653	2.093,96
VOLKSWAGEN	GOLF VII 1.6 TDI BLUEMOT.TECH	90CV	0,4640	2.087,85
VOLKSWAGEN	GOLF VII 2.0 TDI 4MOTION	150CV	0,5697	2.563,70
VOLKSWAGEN	GOLF VII 2.0 TDI BLUEMOT.TECH	150CV	0,5407	2.433,27
VOLKSWAGEN	GOLF VII VARIANT 1.6 TDI	105CV	0,4658	2.096,25
VOLKSWAGEN	GOLF VII VARIANT 1.6 TDI	110CV	0,4733	2.129,63
VOLKSWAGEN	GOLF VII VARIANT 1.6 TDI	90CV	0,4571	2.056,87
VOLKSWAGEN	GOLF VII VARIANT 2.0 TDI	150CV	0,5514	2.481,10
VOLKSWAGEN	JETTA 1.6 TDI DSG BLUEMOTION	105CV EURO5	0,4670	2.101,59




MARCA	MODELLO	SERIE	COSTO CHILOMETRICO 15.000 KM	FRINGE BENEFIT ANNUALE
VOLKSWAGEN	MAGGIOLINO 1.6 TDI	105CV	0,4817	2.167,72
VOLKSWAGEN	MAGGIOLINO 2.0 TDI BLUEMOTION	110CV	0,5126	2.306,76
VOLKSWAGEN	MAGGIOLINO 2.0 TDI SPORT	140CV	0,5754	2.589,13
VOLKSWAGEN	MAGGIOLINO 2.0 TDI SPORT BLUEMOTION	150CV	0,5451	2.452,74
VOLKSWAGEN	MAGGIOLINO CABRIO 1.6 TDI	105CV	0,5035	2.265,65
VOLKSWAGEN	MAGGIOLINO CABRIO 2.0 TDI	140CV	0,5916	2.662,24
VOLKSWAGEN	MAGGIOLINO CABRIO 2.0 TDI BLUEMOTION	110CV	0,5315	2.391,97
VOLKSWAGEN	MAGGIOLINO CABRIO 2.0 TDI SPORT BLUEMOTION	150CV	0,5652	2.543,20
VOLKSWAGEN	MULTIVAN 2.0 BITDI 180CV	4MOTION	0,7650	3.442,35
VOLKSWAGEN	MULTIVAN 2.5 TDI	130CV MOD.2007	0,7334	3.300,47
VOLKSWAGEN	MULTIVAN 2.5 TDI	174CV	0,7553	3.398,82
VOLKSWAGEN	NEW BEETLE 1.9 TDI	105CV	0,5279	2.375,72
VOLKSWAGEN	NEW BEETLE 1.9 TDI	105CV CABRIO	0,5624	2.530,66
VOLKSWAGEN	NUOVA JETTA 1.9 TDI	105CV	0,5010	2.254,72
VOLKSWAGEN	NUOVA JETTA 2.0 TDI	140CV	0,5390	2.425,71
VOLKSWAGEN	NUOVA TOUAREG 3.0 V6 TDI TIP BLUEMOT	240CV	0,8112	3.650,61
VOLKSWAGEN	NUOVA TOUAREG 4.2 V8 TDI TIP	326CV	0,9826	4.421,57
VOLKSWAGEN	PASSAT 1.6 TDI 105CV BLUE MOTION	BERLINA	0,4935	2.220,54
VOLKSWAGEN	PASSAT 1.6 TDI DPF	105CV	0,4851	2.183,16
VOLKSWAGEN	PASSAT 2.0 143CV BLUETDI	EURO5	0,5596	2.518,25
VOLKSWAGEN	PASSAT 2.0 TDI 110CV	MOD.2009	0,5406	2.432,68
VOLKSWAGEN	PASSAT 2.0 TDI 140CV	EURO5	0,5557	2.500,53
VOLKSWAGEN	PASSAT 2.0 TDI 140CV 4MOT	EURO5	0,5744	2.584,67
VOLKSWAGEN	PASSAT 2.0 TDI 170CV	EURO5	0,5846	2.630,72
VOLKSWAGEN	PASSAT 2.0 TDI 177CV	4 MOT HIGHLINE BMT	0,6421	2.889,59
VOLKSWAGEN	PASSAT 2.0 TDI 177CV	HIGHLINE BMT	0,6243	2.809,45
VOLKSWAGEN	PASSAT 2.0 TDI 4MOTION 170CV	EURO5	0,6210	2.794,61
VOLKSWAGEN	PASSAT 2.0 TDI BLUEMOT 140CV	EURO5	0,5603	2.521,18
VOLKSWAGEN	PASSAT 2.0 TDI DPF	140CV	0,5514	2.481,24
VOLKSWAGEN	PASSAT 2.0 TDI DPF	170CV	0,6148	2.766,45
VOLKSWAGEN	PASSAT 2.0 TDI DPF 4MOTION	140CV	0,5881	2.646,26
VOLKSWAGEN	PASSAT 2.0 TDI DPF 4MOTION	170CV	0,6334	2.850,21
VOLKSWAGEN	PASSAT 2.0/16V TDI 140CV	4MOTION BERLINA	0,5874	2.643,24
VOLKSWAGEN	PASSAT 2.0/16V TDI 140CV	BERLINA	0,5639	2.537,46
VOLKSWAGEN	PASSAT 2.0/16V TDI 140CV	DPF BERLINA	0,5705	2.567,44
VOLKSWAGEN	PASSAT 2.0/16V TDI 170CV	BERLINA	0,5995	2.697,95
VOLKSWAGEN	PASSAT CC 2.0 143CV BLUETDI	EURO5 COUPÉ	0,5994	2.697,50
VOLKSWAGEN	PASSAT CC 2.0 TDI	140CV	0,5922	2.665,10
VOLKSWAGEN	PASSAT CC 2.0 TDI	140CV COUPÉ	0,5860	2.637,08
VOLKSWAGEN	PASSAT CC 2.0 TDI	170CV COUPÉ	0,6087	2.739,04
VOLKSWAGEN	PASSAT CC 2.0 TDI	177CV	0,6271	2.821,95
VOLKSWAGEN	PASSAT CC 2.0 TDI 140CV	EURO5 COUPÉ	0,5943	2.674,47
VOLKSWAGEN	PASSAT CC 2.0 TDI 140CV 4MOTION	EURO5 COUPÉ	0,6135	2.760,56
VOLKSWAGEN	PASSAT CC 2.0 TDI 140CV BLUEMOTION	EURO5 COUPÉ	0,5821	2.619,24
VOLKSWAGEN	PASSAT CC 2.0 TDI 170CV	EURO5 COUPÉ	0,6143	2.764,31
VOLKSWAGEN	PASSAT CC 2.0 TDI 170CV 4MOTION	EURO5 COUPÉ	0,6518	2.932,90
VOLKSWAGEN	PASSAT VARIANT 1.6 TDI 105CV BLUE MOTION	SW	0,4997	2.248,60
VOLKSWAGEN	PASSAT VARIANT 1.6 TDI DPF	105CV	0,4924	2.215,90
VOLKSWAGEN	PASSAT VARIANT 2.0 110CV	S.W. MOD.2009	0,5484	2.467,74
VOLKSWAGEN	PASSAT VARIANT 2.0 143CV BLUETDI	EURO5 SW	0,5684	2.557,76
VOLKSWAGEN	PASSAT VARIANT 2.0 TDI	140CV S.W.	0,5734	2.580,19
VOLKSWAGEN	PASSAT VARIANT 2.0 TDI	170CV S.W.	0,6082	2.736,87
VOLKSWAGEN	PASSAT VARIANT 2.0 TDI 140CV	EURO5 SW	0,5628	2.532,44
VOLKSWAGEN	PASSAT VARIANT 2.0 TDI 140CV 4MOTION	EURO5 SW	0,5798	2.608,94
VOLKSWAGEN	PASSAT VARIANT 2.0 TDI 140CV BLUEMOT	EURO5 SW	0,5668	2.550,56




MARCA	MODELLO	SERIE	COSTO CHILOMETRICO 15.000 KM	FRINGE BENEFIT ANNUALE
VOLKSWAGEN	PASSAT VARIANT 2.0 TDI 170CV	EURO5 SW	0,5954	2.679,18
VOLKSWAGEN	PASSAT VARIANT 2.0 TDI 170CV 4MOTION	EURO5 SW	0,6276	2.823,98
VOLKSWAGEN	PASSAT VARIANT 2.0 TDI 177CV	4 MOT HIGHLINE BMT DGS	0,6508	2.928,61
VOLKSWAGEN	PASSAT VARIANT 2.0 TDI 177CV	HIGHLINE BMT DGS	0,6322	2.844,69
VOLKSWAGEN	PASSAT VARIANT 2.0 TDI DPF	140CV	0,5581	2.511,26
VOLKSWAGEN	PASSAT VARIANT 2.0 TDI DPF	170CV	0,6231	2.803,84
VOLKSWAGEN	PASSAT VARIANT 2.0 TDI DPF 4MOTION	140CV	0,5976	2.689,13
VOLKSWAGEN	PASSAT VARIANT 2.0 TDI DPF 4MOTION	170CV	0,6425	2.891,42
VOLKSWAGEN	PASSAT VARIANT 2.0/16V TDI	140CV 4MOTION S.W.	0,5943	2.674,49
VOLKSWAGEN	PHAETON 3.0 239CV TDI	MOD. 2009	1,0173	4.577,75
VOLKSWAGEN	PHAETON 3.0 V6 TDI	239CV	1,0222	4.599,74
VOLKSWAGEN	POLO 1.2 TDI	75CV	0,3652	1.643,58
VOLKSWAGEN	POLO 1.2 TDI BLUEMOTION	75CV	0,3752	1.688,21
VOLKSWAGEN	POLO 1.4 TDI	70CV MOD.2005	0,3882	1.747,06
VOLKSWAGEN	POLO 1.4 TDI	80CV MOD.2005	0,4051	1.822,90
VOLKSWAGEN	POLO 1.4 TDI 75CV	MY2014	0,3725	1.676,14
VOLKSWAGEN	POLO 1.4 TDI 90CV	MY2014	0,3883	1.747,48
VOLKSWAGEN	POLO 1.6 TDI DPF 75CV	EURO 5	0,4058	1.826,00
VOLKSWAGEN	POLO 1.6 TDI DPF 90CV	EURO 5	0,4191	1.886,14
VOLKSWAGEN	POLO 1.6 TDI DPF 90CV BLUEMOTION	EURO5	0,4151	1.867,89
VOLKSWAGEN	POLO 1.9 TDI	100CV MOD.2005	0,4644	2.089,99
VOLKSWAGEN	POLO 1.9 TDI	130CV MOD.2005	0,4896	2.203,38
VOLKSWAGEN	POLO CROSS 1.4 TDI	70CV	0,4353	1.958,65
VOLKSWAGEN	POLO CROSS 1.4 TDI BLUEMOTION	90CV	0,4008	1.803,75
VOLKSWAGEN	POLO CROSS 1.6 TDI	90CV	0,4733	2.129,84
VOLKSWAGEN	SCIROCCO	2.0 TDI 140CV	0,5374	2.418,22
VOLKSWAGEN	SCIROCCO	2.0 TDI 177CV	0,5901	2.655,62
VOLKSWAGEN	SCIROCCO 2.0 TDI	140CV	0,5536	2.491,29
VOLKSWAGEN	SCIROCCO 2.0 TDI	170CV	0,5690	2.560,64
VOLKSWAGEN	SHARAN 1.9 TDI 115CV	4MOTION MOD.2007	0,5604	2.521,66
VOLKSWAGEN	SHARAN 1.9 TDI 115CV	TIP.MOD.2007	0,6016	2.707,18
VOLKSWAGEN	SHARAN 2.0 TDI	177CV	0,6443	2.899,26
VOLKSWAGEN	SHARAN 2.0 TDI 140CV	MOD.2007	0,5735	2.580,55
VOLKSWAGEN	SHARAN 2.0 TDI BLUEMOT. 140CV	EURO5	0,5828	2.622,51
VOLKSWAGEN	SHARAN 2.0 TDI BLUEMOT. 170CV	EURO5	0,6410	2.884,63
VOLKSWAGEN	TIGUAN 2.0 TDI	110CV	0,5356	2.410,09
VOLKSWAGEN	TIGUAN 2.0 TDI	140CV	0,5933	2.669,69
VOLKSWAGEN	TIGUAN 2.0 TDI	170CV	0,5989	2.694,86
VOLKSWAGEN	TIGUAN 2.0 TDI	177CV	0,6379	2.870,55
VOLKSWAGEN	TIGUAN 2.0 TDI 150CV	4MOTION	0,5677	2.554,43
VOLKSWAGEN	TIGUAN 2.0 TDI 150CV	BLUEM.TECH	0,5493	2.471,96
VOLKSWAGEN	TIGUAN 2.0 TDI 184CV	4MOTION	0,6161	2.772,44
VOLKSWAGEN	TIGUAN 2.0 TDI 4MOTION	140CV	0,6011	2.704,75
VOLKSWAGEN	TIGUAN 2.0 TDI 4MOTION	140CV 4WD	0,5939	2.672,45
VOLKSWAGEN	TIGUAN 2.0 TDI 4MOTION	170CV 4WD	0,6183	2.782,51
VOLKSWAGEN	TIGUAN 2.0 TDI BLUEMOT.	140CV	0,5668	2.550,46
VOLKSWAGEN	TOUAREG 2.5 R5 TDI	174CV MOD.2007	0,7641	3.438,64
VOLKSWAGEN	TOUAREG 2.5 R5 TDI 174CV	TIP.MOD.2007	0,7582	3.412,10
VOLKSWAGEN	TOUAREG 3.0 TDI	245CV	0,8350	3.757,69
VOLKSWAGEN	TOUAREG 3.0 V6 TDI	240CV TIPTR.	0,8468	3.810,55
VOLKSWAGEN	TOUAREG 5.0 V10 TDI 313CV	MOD.2007	1,0941	4.923,64
VOLKSWAGEN	TOUAREG R50 V10 TDI	350CV	1,2070	5.431,62
VOLKSWAGEN	TOURAN 1.6 TDI	110CV	0,4890	2.200,30
VOLKSWAGEN	TOURAN 1.6 TDI 105CV	EURO5	0,4786	2.153,62
VOLKSWAGEN	TOURAN 1.9 TDI	105CV	0,5245	2.360,47




MARCA	MODELLO	SERIE	COSTO CHILOMETRICO 15.000 KM	FRINGE BENEFIT ANNUALE
VOLKSWAGEN	TOURAN 1.9 TDI 105CV	TRENDLINE DSG 5 PORTE	0,5469	2.461,10
VOLKSWAGEN	TOURAN 2.0 TDI	170CV	0,5950	2.677,62
VOLKSWAGEN	TOURAN 2.0 TDI	177CV	0,6121	2.754,41
VOLKSWAGEN	TOURAN 2.0 TDI 140CV	EURO5	0,5609	2.523,94
VOLKSWAGEN	TOURAN 2.0 TDI 170CV DGS	EURO5	0,5972	2.687,31
VOLKSWAGEN	TOURAN 2.0 TDI DGS	140CV	0,5827	2.622,30
VOLKSWAGEN	TRANSPORTER 2.5 TDI 131CV	KOMBI	0,6385	2.873,45
VOLKSWAGEN	TRANSPORTER 2.5 TDI 174CV	KOMBI	0,6619	2.978,40
VOLVO	C 30 1.6/16V D	109CV	0,4758	2.141,26
VOLVO	C 30 2.0/16V D	136CV	0,5319	2.393,42
VOLVO	C 30 2.4/20V D5	180CV	0,6208	2.793,69
VOLVO	C30 D2 1.6	115CV	0,4666	2.099,52
VOLVO	C30 D3 2.0 150CV	EURO5	0,5502	2.475,90
VOLVO	C30 D4 2.0	177CV	0,5680	2.555,79
VOLVO	C30 DRIVE 1.6	109CV	0,4502	2.025,89
VOLVO	C70 2.0 D 136CV	CABRIO	0,6382	2.871,95
VOLVO	C70 2.4 D5 180CV	AUT. CABRIO	0,7178	3.230,01
VOLVO	C70 D3 2.0	150CV	0,6405	2.882,38
VOLVO	C70 D4 2.0	177CV	0,6490	2.920,63
VOLVO	NUOVA S40 1.6/16V D 110CV	BERLINA	0,4782	2.152,07
VOLVO	NUOVA S40 2.0/16V D 136CV	BERLINA	0,5358	2.410,99
VOLVO	NUOVA S40 2.4 D5 180CV	BERLINA	0,6244	2.809,68
VOLVO	NUOVA S40 D2 1.6	115CV	0,4810	2.164,29
VOLVO	NUOVA S40 D3 2.0 150CV	EURO5	0,5598	2.519,08
VOLVO	NUOVA S40 D4 2.0	177CV	0,5779	2.600,33
VOLVO	NUOVA S40 DRIVE 1.6	109CV	0,4672	2.102,45
VOLVO	S60 1.6 DRIVE 115CV	EURO5	0,5247	2.361,00
VOLVO	S60 2.0 D3 163CV	EURO5	0,6084	2.737,82
VOLVO	S60 2.4 D	163CV MOD.2006	0,6422	2.890,05
VOLVO	S60 2.4 D5	185CV MOD.2006	0,6537	2.941,79
VOLVO	S60 2.4 D5 205CV	EURO5	0,6620	2.979,07
VOLVO	S60 2.4 D5 AWD GEARTRONIC 205CV	EURO5	0,7190	3.235,45
VOLVO	S60 CROSS COUNTRY D4 2.4 AWD	190CV	0,6607	2.973,32
VOLVO	S60 D2 1.6	115CV	0,5079	2.285,61
VOLVO	S60 D3 2.0	136CV	0,5783	2.602,19
VOLVO	S60 D4 2.0	163CV	0,6239	2.807,76
VOLVO	S60 D4 2.0	181CV	0,5985	2.693,37
VOLVO	S60 D5 2.4	215CV	0,6788	3.054,38
VOLVO	S60 D5 2.4 AWD	215CV	0,7006	3.152,66
VOLVO	S80 2.0 D 136CV	BERLINA	0,6091	2.740,75
VOLVO	S80 2.4 D 163CV	BERLINA MOD.2006	0,6632	2.984,32
VOLVO	S80 2.4 D5 205CV	MOD. 2009	0,6948	3.126,47
VOLVO	S80 D2 1.6 115CV	EURO5	0,5655	2.544,79
VOLVO	S80 D3 2.0	163CV	0,6318	2.842,94
VOLVO	S80 D3 2.0 136CV	EURO5	0,6327	2.847,23
VOLVO	S80 D4 2.0	181CV	0,6104	2.746,67
VOLVO	S80 D4 2.0 163CV	EURO5	0,6803	3.061,33
VOLVO	S80 D5 185CV	BERLINA MOD.2006	0,6834	3.075,12
VOLVO	S80 D5 2.4	205CV	0,6811	3.065,09
VOLVO	S80 D5 2.4 215CV	EURO5	0,7042	3.168,94
VOLVO	S80 D5 2.4 AWD GEARTRONIC	205CV	0,7422	3.340,00
VOLVO	S80 D5 2.4 GEARTRONIC	205CV	0,8097	3.643,75
VOLVO	V40 D2 1.6	115CV	0,4366	1.964,48
VOLVO	V40 D2 CROSS COUNTRY 1.6	115CV	0,4551	2.048,09
VOLVO	V40 D3 2.0	150CV	0,5281	2.376,35



MARCA	MODELLO	SERIE	COSTO CHILOMETRICO 15.000 KM	FRINGE BENEFIT ANNUALE
VOLVO	V40 D3 CROSS COUNTRY 2.0	150CV	0,5379	2.420,60
VOLVO	V40 D4 2.0	177CV	0,5521	2.484,56
VOLVO	V40 D4 CROSS COUNTRY 2.0	177 CV	0,5597	2.518,75
VOLVO	V50 1.6 109CV S.W.	S.W.	0,4887	2.199,31
VOLVO	V50 1.6/16V D	110CV S.W.	0,4957	2.230,56
VOLVO	V50 2.0/16V D 136CV	S.W.	0,5460	2.456,93
VOLVO	V50 2.4 D5 180CV	S.W.	0,6329	2.847,99
VOLVO	V50 D2 1.6	115CV	0,4790	2.155,64
VOLVO	V50 D3 2.0 150CV	EURO05	0,5646	2.540,67
VOLVO	V50 D4 2.0	177CV	0,5826	2.621,92
VOLVO	V50 DRIVE 1.6	109CV	0,4653	2.093,71
VOLVO	V60 D2 1.6 114CV	EURO05	0,5108	2.298,69
VOLVO	V60 D3 2.0	163CV	0,6077	2.734,57
VOLVO	V60 D3 2.0 136CV	EURO05	0,5979	2.690,56
VOLVO	V60 D4 2.0 163CV	EURO05	0,6360	2.862,15
VOLVO	V60 D4 2.4 AWD 163 CV	EURO05	0,6821	3.069,41
VOLVO	V60 D4 2.4 AWD GEARTRONIC	181CV	0,6862	3.087,79
VOLVO	V60 D5 2.4	205CV	0,6604	2.972,00
VOLVO	V60 D5 2.4 215CV	EURO05	0,6932	3.119,44
VOLVO	V60 D5 2.4 AWD 215CV	EURO05	0,7108	3.198,64
VOLVO	V60 D5 AWD GEARTRONIC 2.4	205CV	0,7279	3.275,46
VOLVO	V70 2.0 D 136CV	S.W.	0,6114	2.751,49
VOLVO	V70 2.4 D 163CV	S.W. MOD.2008	0,6729	3.027,92
VOLVO	V70 2.4 D5 185CV	S.W. MOD.2008	0,6952	3.128,18
VOLVO	V70 D3 2.0	163CV	0,6422	2.889,89
VOLVO	V70 D5 2.4	205CV	0,6932	3.119,44
VOLVO	V70 D5 2.4 AWD GEATRONIC	205CV	0,7536	3.391,13
VOLVO	V70 POLAR D2 1.6	115CV	0,5678	2.555,05
VOLVO	V70 POLAR D3 2.0	136CV	0,6331	2.848,83
VOLVO	V70 POLAR D4 2.0	163CV	0,6777	3.049,78
VOLVO	V70 POLAR D4 2.0	181CV	0,6110	2.749,56
VOLVO	V70 POLAR D5 2.4	215CV	0,7025	3.161,04
VOLVO	XC60 2.0 DRIVE	163CV	0,6437	2.896,66
VOLVO	XC60 2.4 AWD	163CV	0,6834	3.075,47
VOLVO	XC60 2.4 D FWD	175CV	0,6523	2.935,48
VOLVO	XC60 2.4 D5 AWD	205CV	0,7124	3.205,91
VOLVO	XC60 D3 2.0	136CV	0,6349	2.857,14
VOLVO	XC60 D3 2.0 GEARTRONIC	163CV	0,6738	3.032,15
VOLVO	XC60 D3 2.4 AWD	163CV	0,6979	3.140,50
VOLVO	XC60 D4 2.0	163CV	0,6250	2.812,72
VOLVO	XC60 D4 2.0 163CV	EURO05	0,6634	2.985,40
VOLVO	XC60 D4 2.0 GEARTRONIC	181 CV	0,6326	2.846,75
VOLVO	XC60 D4 2.4 AWD 163CV	EURO05	0,7092	3.191,22
VOLVO	XC60 D5 2.4 AWD 205CV	INTEGRALE	0,7239	3.257,43
VOLVO	XC60 D5 2.4 AWD 215CV	EURO05	0,7230	3.253,36
VOLVO	XC70 2.0 DRIVE	163CV	0,6526	2.936,64
VOLVO	XC70 2.4 D AWD	163CV	0,7040	3.167,81
VOLVO	XC70 2.4 D FWD	175CV	0,6805	3.062,32
VOLVO	XC70 2.4 D4 AWD	181CV	0,6834	3.075,20
VOLVO	XC70 2.4 D5 AWD	205CV	0,7262	3.267,68
VOLVO	XC70 2.4 D5 AWD	220CV	0,6893	3.102,05
VOLVO	XC70 D3 2.0 GEARTRONIC	163CV	0,6818	3.068,31
VOLVO	XC70 D3 2.4 AWD	163CV	0,7164	3.223,65
VOLVO	XC70 D4 2.0 163CV	EURO05	0,6861	3.087,27
VOLVO	XC70 D4 2.4 AWD 163CV	EURO05	0,7304	3.286,90



MARCA	MODELLO	SERIE	COSTO CHILOMETRICO 15.000 KM	FRINGE BENEFIT ANNUALE
VOLVO	XC70 D5 2.4 AWD	205CV	0,7429	3.343,24
VOLVO	XC70 D5 2.4 AWD 215CV	EURO5	0,7582	3.412,02
VOLVO	XC90 2.4 D5	185CV AWD S.W.	0,7763	3.493,48
VOLVO	XC90 D4 2.4 GEARTRONIC POLAR	163CV	0,7430	3.343,50
VOLVO	XC90 D5 2.0 225CV	AWD	0,7226	3.251,81
VOLVO	XC90 D5 2.4 AWD	185CV	0,7435	3.345,97
VOLVO	XC90 D5 2.4 GEARTRONIC AWD	185CV	0,8474	3.813,20
VOLVO	XC90 D5 2.4 GEARTRONIC POLAR AWD	200CV	0,7803	3.511,43



FRINGE BENEFIT 2018

AUTOVEICOLI A BENZINA-GPL, BENZINA-METANO E METANO ESCLUSIVO FUORI PRODUZIONE


MARCA	MODELLO	SERIE	COSTO CHILOMETRICO 15.000 KM	FRINGE BENEFIT ANNUALE
BENZINA-GPL				
ALFA ROMEO	GIULIETTA 1.4 TURBO 120CV	BENZ+GPL	0,4967	2.234,97
ALFA ROMEO	MITO 1.4 T 120CV	BENZ+GPL	0,4625	2.081,31
ALFA ROMEO	MITO 1.4 TURBO 120CV	BENZ+GPL	0,4782	2.151,92
CHEVROLET	AVEO 1.2 86CV	BENZ+GPL	0,3976	1.789,25
CHEVROLET	AVEO 1.2 ECOLOGIC 84CV	DUAL POWER GPL	0,3870	1.741,67
CHEVROLET	CAPTIVA 2.4/16V 136CV	B+G	0,6473	2.912,76
CHEVROLET	CRUZE 1.6 113CV	BENZ+GPL	0,4668	2.100,60
CHEVROLET	CRUZE 1.8 GPL	141CV EURO5	0,5034	2.265,38
CHEVROLET	EPICA 2.0 143CV (B+GPL)	BERLINA	0,6062	2.727,90
CHEVROLET	LACETTI 1.4/16V 95CV	DUAL POWER GPL	0,4519	2.033,45
CHEVROLET	MATIZ 1000 67CV	DUAL POWER GPL	0,3777	1.699,48
CHEVROLET	MATIZ 800 52CV	DUAL POWER GPL	0,3461	1.557,48
CHEVROLET	NUBIRA 1.6/16V 109CV	DUAL POWER GPL S.W.	0,4831	2.173,77
CHEVROLET	ORLANDO 1.8 141CV	BENZ + GPL	0,5561	2.502,27
CHEVROLET	SPARK 1.0 68CV	ECO LOGIC (B+GPL)	0,3450	1.552,52
CHEVROLET	SPARK 1.2 81CV	ECO LOGIC (B+GPL)	0,3819	1.718,55
CITROEN	C3 1.1 60CV	BENZ+GPL	0,3901	1.755,23
CITROEN	C3 1.4 VTI 95CV	BENZ+GPL	0,4322	1.944,76
CITROEN	C3 PICASSO 1.4 VTI 95CV	BENZ+GPL	0,4607	2.073,06
CITROEN	C4 1.6 VTI 120CV	BENZ+GPL	0,4875	2.193,75
CITROEN	NUOVA C3 1.4 75CV	BENZ+GPL	0,4133	1.859,67
CITROEN	XSARA PICASSO 1.6/16V	109CV (B+GPL)	0,4967	2.235,21
DACIA	DUSTER 1.6 110CV	4X2 MY2013	0,4181	1.881,67
DACIA	DUSTER 1.6 110CV 4X2	BENZ+GPL	0,4381	1.971,50
DACIA	LOGAN 1.4/16V 75CV	BENZ+GPL	0,3678	1.654,97
DACIA	LOGAN MCV 1.2 75CV	BENZ+GPL	0,3445	1.550,43
DACIA	LOGAN MCV 1.6 GPL	84CV SW	0,4310	1.939,69
DACIA	LOGAN MCV 1.6 GPL	87CV SW BENZ+GPL	0,4389	1.974,85
DACIA	SANDERO 1.2 75CV	BENZ+GPL	0,3354	1.509,20
DACIA	SANDERO 1.4 75CV	BENZ+GPL	0,3664	1.648,85
DACIA	SANDERO 1.6 GPL 84CV	BENZ+GPL	0,4142	1.863,97
DAIHATSU	CUORE 1.0 12V 69CV	BENZ+GPL	0,3621	1.629,28
DAIHATSU	MATERIA 1.5/16V 103CV	GREEN POWERED	0,4464	2.008,61
DAIHATSU	SIRION 1.0/12V 69CV	GREEN POWERED	0,3452	1.553,37
DAIHATSU	TERIOS 1.3 4WD 86CV	GREEN POWERED	0,4682	2.106,91
DAIHATSU	TERIOS 1.5 4WD 105CV	GREEN POWERED	0,4864	2.188,59
DR	DR1 1.3 83CV	BI-FUEL (B+GPL)	0,3778	1.700,25
DR	DR2 1.3 83CV	BI-FUEL (B+GPL)	0,3821	1.719,37
DR	DR5 1.6 109CV	BI-FUEL (B+G)	0,5036	2.266,41
DR	DR5 2.0 16V 128CV	BIFUEL (BENZ+GPL)	0,5463	2.458,25
DS	DS3 1.4 VTI 95CV	BENZ+GPL	0,4462	2.007,80
FIAT	500 1.2 69CV	EASYPower	0,3842	1.728,99
FIAT	GRANDE PUNTO 1.4 77CV	ACTUAL GPL (B+GPL)	0,4072	1.832,58
FIAT	GRANDE PUNTO 1.4 77CV	BENZ + GPL	0,4025	1.811,43
FIAT	IDEA 1.4 77CV	BENZ+GPL	0,4290	1.930,53
FIAT	IDEA 1.4 77CV GPL	BENZ+GPL	0,4367	1.965,19
FIAT	NUOVA BRAVO 1.4 90CV	BENZ+GPL	0,4793	2.156,79
FIAT	NUOVA PANDA 1.2 60CV	BENZ + GPL	0,3684	1.657,91
FIAT	NUOVA PANDA 1.2 69CV	BENZ+GPL	0,3692	1.661,18
FIAT	PANDA 2012 1.2 69CV	EASYPower	0,3720	1.673,84
FIAT	PUNTO 2012 1.4 8V EASYPower 77CV	BENZ+GPL	0,4077	1.834,59
FIAT	PUNTO CLASSIC 1.2 60CV	BENZ+GPL	0,3730	1.678,33
FIAT	PUNTO EVO 1.4 77CV	BENZ+GPL	0,4081	1.836,23
FORD	B-MAX 1.4 90CV	BENZ+GPL	0,4324	1.945,71



MARCA	MODELLO	SERIE	COSTO CHILOMETRICO 15.000 KM	FRINGE BENEFIT ANNUALE
FORD	C-MAX 1.6 120CV	BENZ+GPL	0,4721	2.124,52
FORD	C-MAX 2.0/16V 145CV	BENZINA+GPL	0,5408	2.433,73
FORD	FIESTA 1.4	95CV BENZ+GPL	0,3869	1.740,99
FORD	FIESTA 1.4 16V 96CV EURO5	BENZ+GPL	0,4019	1.808,66
FORD	FIESTA 1.4 92CV	(BENZ+GPL)	0,4040	1.817,82
FORD	FIESTA 1.4 97CV	BENZ+GPL	0,3902	1.756,11
FORD	FIESTA 1.4/16V 97CV	BENZ+GPL	0,4002	1.800,96
FORD	FOCUS 1.6 115CV	BENZINA+GPL	0,4710	2.119,69
FORD	FOCUS 1.6 120CV	BENZ+GPL	0,4557	2.050,66
FORD	FOCUS 1.6 120CV SW	BENZ+GPL	0,4627	2.082,35
FORD	FOCUS 1.6 125CV	GPL	0,4629	2.083,09
FORD	FOCUS 1.6 125CV SW	GPL	0,4697	2.113,64
FORD	FOCUS 2.0/16V 145CV	BENZINA+GPL	0,5056	2.275,41
FORD	FOCUS 2.0/16V 145CV	BENZINA+GPL SW	0,5168	2.325,71
FORD	FUSION UAV 1.4 16V 80CV	BENZ+GPL	0,4315	1.941,74
FORD	MONDEO 2.0 145CV BERLINA	BENZ+GPL	0,5722	2.574,98
FORD	MONDEO 2.0 145CV SW	BENZ+GPL	0,5778	2.600,13
FORD	MONDEO 2.0 GPL	146CV	0,5761	2.592,28
FORD	MONDEO WAGON 2.0 GPL	146CV	0,5819	2.618,57
HYUNDAI	I10 1.1 12V 69CV	BENZ+GPL	0,3832	1.724,38
HYUNDAI	I10 1.1/12V 66CV	BENZ+GPL	0,3604	1.621,60
HYUNDAI	I10 1.2/16V 78CV	BENZ+GPL	0,3891	1.751,15
HYUNDAI	I20 1.2 78 CV	BENZINA E GPL	0,3965	1.784,04
HYUNDAI	I20 1.2 85CV	BENZ+GPL	0,4097	1.843,69
HYUNDAI	I30 1.4 100CV BERLINA	BENZ+GPL	0,4753	2.138,99
HYUNDAI	I30 1.4 100CV WAGON	BENZ+GPL	0,4817	2.167,58
HYUNDAI	I30 1.4/16V 109CV	BENZ+GPL	0,4398	1.979,19
HYUNDAI	IX20 1.4 90CV	BENZ+GPL	0,4443	1.999,41
HYUNDAI	IX20 1.6 125CV	BENZ+GPL	0,4736	2.131,35
HYUNDAI	TUCSON 2.0/16V 2WD 141CV	BENZ+GPL	0,5627	2.532,07
HYUNDAI	TUCSON 2.0/16V 4WD 141CV	BENZ+GPL	0,5774	2.598,30
KIA	CEE D 1.4 100CV	BENZ+GPL	0,4606	2.072,74
KIA	CEE D 1.4 100CV SW	BENZ+GPL	0,4678	2.105,24
KIA	CEE D 1.4 109CV	BI-FUEL (BENZ+GPL)	0,4393	1.976,99
KIA	CEE D 1.4 87CV	BI-FUEL (BENZ+GPL)	0,4490	2.020,36
KIA	CEE D 1.4 87CV SPORTY WAGON	BI-FUEL (BENZ+GPL)	0,4740	2.133,15
KIA	CEE D 1.6 120CV SPORTY WAGON	BI-FUEL (BENZ+GPL)	0,4894	2.202,35
KIA	CEE D 1.6 126CV	BI-FUEL (BENZ+GPL)	0,4735	2.130,81
KIA	PICANTO 1.0 12V 62CV	BENZ+GPL	0,3420	1.538,89
KIA	PICANTO 1.0 12V 69CV	BENZ+GPL	0,3577	1.609,50
KIA	PICANTO 1.0 60CV	BI-FUEL (BENZ+GPL)	0,3559	1.601,72
KIA	PICANTO 1.1 12V 65CV	BENZ+GPL	0,3758	1.691,28
KIA	PICANTO 1.1 63CV	BI-FUEL (BENZ+GPL)	0,3918	1.762,96
KIA	RIO 1.2 85CV	BENZ+GPL	0,4148	1.866,52
KIA	SORENTO 2.4 CVVT 2WD 174CV	EURO5 (B+GPL)	0,6702	3.015,86
KIA	SORENTO 2.4 CVVT 4WD 174CV	EURO5 (B+GPL)	0,6873	3.092,90
KIA	SOUL 1.6 CVVT 126CV	BENZ+GPL	0,4589	2.065,21
KIA	SPORTAGE 2.0 141CV 4WD	BENZ+GPL	0,5824	2.620,83
KIA	SPORTAGE 2.0 141CV 2WD	BENZ+GPL	0,5676	2.554,01
KIA	VENGA 1.4 GPL	90CV	0,4370	1.966,47
LADA	NIVA 1.7 MPI 81CV	BENZ+GPL	0,4793	2.156,63
LANCIA	DELTA 1.4 T-JET 120CV	BENZ+GPL	0,5130	2.308,60
LANCIA	MUSA 1.4 77CV ECOCHIC	BENZ+GPL	0,4357	1.960,49
LANCIA	YPSILON 1.2 69CV	BENZ+GPL	0,3970	1.786,44
LANCIA	YPSILON 1.4 77CV ECOCHIC	BENZ+GPL	0,4024	1.810,86




MARCA	MODELLO	SERIE	COSTO CHILOMETRICO 15.000 KM	FRINGE BENEFIT ANNUALE
MAZDA	2 1.3/16V 75CV	BENZ+GPL	0,3992	1.796,28
MINI	NUOVA MINI RAY 1.4 75CV	BENZ+GPL	0,4603	2.071,56
MITSUBISHI	ASX 1.6 2WD BI-FUEL 117 CV	EURO 5	0,4783	2.152,30
MITSUBISHI	COLT 1.1/12V 75CV	BENZINA+GPL	0,3945	1.775,31
MITSUBISHI	OUTLANDER 2.0/16V 136CV	4WD BI-FUEL (BENZ.+GPL)	0,6099	2.744,54
NISSAN	JUKE 1.6 16V	117 CV BENZ+GPL	0,4725	2.126,09
NISSAN	MICRA 1.2 12V 80CV	BENZ+GPL	0,3726	1.676,48
NISSAN	MICRA 1.2/16V 78CV	BENZ + GPL	0,3935	1.770,73
NISSAN	NOTE 1.4 /16V 88CV	BENZ + GPL	0,4129	1.858,12
NISSAN	PIXO 1.0/12V 68CV	BENZ+GPL	0,3348	1.506,57
NISSAN	QASHQAI 1.6 16V 115CV	BENZ+GPL	0,5171	2.326,90
NISSAN	QUASHQAI 1.6 117CV	BENZ+GPL	0,4941	2.223,53
OPEL	AGILA 1.0/12V 65CV	BENZ+GPL	0,3871	1.742,10
OPEL	AGILA 1.2/16V 84CV	BENZ+GPL	0,4123	1.855,54
OPEL	ASTRA 1.4/16V 90CV BERLINA	BENZ+GPL	0,4642	2.088,79
OPEL	ASTRA 1.6/16V 115CV S.W.	BENZ+GPL	0,5011	2.255,02
OPEL	CORSA 1.2 GPL 86CV	BENZ+GPL	0,3853	1.733,78
OPEL	CORSA 1.2/16V 80CV	BENZ+ GPL	0,4105	1.847,40
OPEL	INSIGNIA 1.4 T S&S 140CV	BENZ+GPL	0,5596	2.518,09
OPEL	INSIGNIA 1.4 T S&S ST 140CV	SW BENZ+GPL	0,5682	2.556,90
OPEL	MERIVA 1.4 120CV	BENZ+GPL	0,4574	2.058,32
OPEL	MERIVA 1.4/16V 90CV	BENZ+GPL	0,4571	2.057,09
OPEL	NUOVA ASTRA 1.4 T 140CV	BENZ+GPL	0,4898	2.204,10
OPEL	NUOVA ASTRA 1.4 T 140CV ST	BENZ+GPL SW	0,4895	2.202,76
OPEL	ZAFIRA 1.8/16V 140CV	BENZ+GPL	0,5710	2.569,72
OPEL	ZAFIRA TOURER 1.4T 140CV	BENZ+GPL	0,5137	2.311,57
PEUGEOT	206 PLUS 1.1 57CV	ECOGPL (BENZ+GPL)	0,3805	1.712,42
PEUGEOT	206 PLUS 1.1 60CV	BENZ+GPL	0,3810	1.714,28
PEUGEOT	206 PLUS 1.1 60CV ECO GPL	BENZ+GPL	0,3742	1.683,98
PEUGEOT	207 1.4 71CV	ECOGPL (BENZ+GPL)	0,4259	1.916,41
PEUGEOT	207 1.4 75CV	BENZ+GPL	0,4031	1.813,81
PEUGEOT	207 1.4 8V 73CV	ECO GPL (BENZ+GPL)	0,4167	1.875,11
PEUGEOT	207 1.4 8V 75CV ECO GPL	MOD.2010 BENZ+GPL	0,4175	1.878,87
PEUGEOT	207 SW 1.4 71CV	ECOGPL (BENZ+GPL)	0,4377	1.969,52
PEUGEOT	207 SW 1.4 75CV	BENZ+GPL	0,4377	1.969,75
PEUGEOT	208 1.4 VTI 95CV	BENZ+GPL	0,4086	1.838,48
RENAULT	CLIO 1.2 75CV	BENZ+GPL	0,3982	1.791,74
RENAULT	CLIO 1.2 75CV	BENZINA E GPL	0,3959	1.781,47
RENAULT	CLIO 1.2 75CV	BENZINA+GPL	0,3880	1.746,18
RENAULT	CLIO STORIA 1.2 58CV	BENZINA E GPL	0,3963	1.783,29
RENAULT	ESPACE 2.0/16V 136CV	BENZINA+GPL	0,6203	2.791,57
RENAULT	GRAND MODUS 1.2 101CV	BENZINA+GPL	0,4270	1.921,43
RENAULT	GRAND MODUS 1.2 75 CV	BENZINA E GPL	0,4099	1.844,37
RENAULT	KANGOO 1.6 16V 105CV	BENZ+GPL	0,4885	2.198,28
RENAULT	KANGOO 1.6 98CV	BENZ+GPL	0,4856	2.185,37
RENAULT	KOLEOS 2.5 16V 4X2 170CV	BENZ+GPL	0,6099	2.744,74
RENAULT	MEGANE 1.6 107CV	BENZ+GPL	0,4970	2.236,67
RENAULT	MEGANE 1.6 110CV	BENZ+GPL	0,4918	2.213,09
RENAULT	MEGANE III 1.6/16V 105CV	MOD.2009 BENZ+GPL	0,4833	2.175,04
RENAULT	MEGANE SPORTOUR 1.6	107CV SW	0,5016	2.256,98
RENAULT	MEGANE SW 1.6 110CV	BENZ+GPL	0,4967	2.235,19
RENAULT	MODUS 1.2 101 CV	BENZINA E GPL	0,4363	1.963,25
RENAULT	MODUS 1.2 16V 75CV	BENZINA + GPL	0,4234	1.905,21
RENAULT	SCENIC 1.6 110CV	BENZ+GPL	0,5247	2.361,36
RENAULT	SCENIC X-MOD 1.6 110CV	BENZ+GPL	0,5090	2.290,32




MARCA	MODELLO	SERIE	COSTO CHILOMETRICO 15.000 KM	FRINGE BENEFIT ANNUALE
RENAULT	SCENIC X-MOD 1.6/16V 110CV	BENZ+GPL	0,4961	2.232,61
RENAULT	TWINGO 1.2 75CV	BENZINA E GPL	0,3805	1.712,30
SAAB	9-7X 4.2 V6 290CV	BI-FUEL	0,9280	4.176,16
SAAB	9-7X 5.3 V8 300CV	BI-FUEL	0,9657	4.345,47
SEAT	ALTEA 1.4 86CV	BENZ+GPL	0,4576	2.059,11
SEAT	ALTEA 1.6 102CV	DUAL B+GPL	0,4939	2.222,55
SEAT	ALTEA 1.6 98CV	BENZ+GPL	0,4955	2.229,83
SEAT	ALTEA XL 1.6 98CV	BENZ+GPL	0,4990	2.245,60
SEAT	ALTEA XL 1.6 BI-FUEL	102CV EURO5	0,4924	2.215,73
SEAT	ALTEA XL 1.6/16V	DUAL (B+GPL)	0,4981	2.241,32
SEAT	CORDOBA 1.2/12V 70CV	DUAL (B+GPL)	0,3813	1.716,05
SEAT	CORDOBA 1.4/16V 85CV	DUAL B+GPL	0,4252	1.913,23
SEAT	IBIZA 1.2/12V 70CV	DUAL B+GPL	0,3927	1.767,10
SEAT	IBIZA 1.4 /16V 85CV	DUAL B+GPL	0,4196	1.888,03
SEAT	IBIZA 1.6 82CV	BI-FUELL	0,4138	1.862,04
SEAT	IBIZA 1.6 SPORT 105CV	DUAL B+GPL	0,4697	2.113,64
SEAT	LEON 1.4/16V 86CV	B+GPL MOD.2009	0,4514	2.031,44
SEAT	LEON 1.6 98CV	BENZ+GPL	0,4912	2.210,45
SEAT	LEON 1.6/16V 102CV	B+GPL MOD.2009	0,4837	2.176,58
SEAT	TOLEDO 1.6/16V 102CV	DUAL B+GPL	0,5073	2.282,76
SHUANGHUAN	CEO 2.4 16V 125CV	BENZ+GPL	0,6480	2.916,22
SKODA	FABIA 1.2 60CV S.W.	BENZINA E GPL	0,3706	1.667,53
SKODA	FABIA 1.2 70CV S.W.	BENZINA E GPL	0,3909	1.758,94
SKODA	FABIA 1.2/12V 60CV GPLINE	BENZ+GPL	0,3740	1.682,87
SKODA	FABIA 1.2/12V 70CV GPLINE	BENZ+GPL	0,3930	1.768,72
SKODA	FABIA 1.4 85CV S.W.	BENZINA E GPL	0,4146	1.865,69
SKODA	FABIA 1.4 86CV GPLINE	BENZ+GPL	0,4320	1.944,11
SKODA	FABIA 1.4/16V 86CV GPLINE	BENZ+GPL	0,4078	1.834,91
SKODA	FABIA WAGON 1.4 86CV GPLINE	BENZ+GPL	0,4377	1.969,85
SKODA	OCTAVIA 1.6 102CV	BENZ+GPL	0,4902	2.205,68
SKODA	OCTAVIA 1.6 WAGON 102CV	BENZ+GPL	0,5130	2.308,44
SKODA	OCTAVIA 1.6/16V 102CV	GPLINE BERLINA	0,4914	2.211,41
SKODA	OCTAVIA BERLINA 1.6 102CV	BENZ+GPL	0,5060	2.276,81
SKODA	OCTAVIA WAGON 1.6 102CV	BENZ+GPL	0,4969	2.235,87
SKODA	OCTAVIA WAGON 1.6/16V	102CV GPLINE S.W.	0,5006	2.252,63
SKODA	ROOMSTER 1.2/12V 70CV	GPLINE	0,4089	1.840,18
SKODA	ROOMSTER 1.4/16V 86CV	GPLINE	0,4456	2.005,38
SKODA	ROOMSTER 1.6/16V 105CV	GPLINE	0,4696	2.113,02
SUBARU	FORESTER 2.0X 150CV	BI-FUEL EURO5	0,6224	2.800,69
SUBARU	FORESTER 2.0X B-FUEL	150 CV	0,6528	2.937,80
SUBARU	IMPREZA 1.5/16V 107CV	BI-FUEL S.W.	0,4988	2.244,44
SUBARU	IMPREZA 2.0/16V 150CV	BI-FUEL S.W.	0,5844	2.629,66
SUBARU	JUSTY 1.0/12V 69CV	BENZ+GPL	0,4013	1.805,95
SUBARU	LEGACY 2.0/16V 150CV	BI-FUEL S.W.	0,6420	2.888,87
SUBARU	LEGACY 2.0I 145CV	BI-FUEL (BENZ+GPL)	0,6193	2.786,82
SUBARU	LEGACY SW 2.0I 145CV	BI-FUEL (BENZ+GPL)	0,6171	2.776,81
SUBARU	OUTBACK 2.5 I-S 175CV	BENZ+GPL	0,6966	3.134,78
SUBARU	OUTBACK 2.5/16V	173CV BI-FUEL	0,7171	3.226,74
SUBARU	OUTBACK 2.5I 163CV	BI-FUEL (BENZ+GPL)	0,7392	3.326,46
SUBARU	OUTBACK 2.5I CVT	167CV BENZ+GPL	0,7271	3.272,10
SUZUKI	ALTO 1.0 68CV	BENZ+GPL	0,3259	1.466,39
SUZUKI	SPLASH 1.0 65CV	BENZ+GPL	0,3730	1.678,64
SUZUKI	SPLASH 1.2 86CV	BENZ+GPL	0,4025	1.811,41
SUZUKI	SWIFT 1.3 92CV	BENZ+GPL	0,4087	1.839,25
TATA	INDICA 1.4 BI FUEL GPL	85CV 5 PORTE	0,3950	1.777,34



MARCA	MODELLO	SERIE	COSTO CHILOMETRICO 15.000 KM	FRINGE BENEFIT ANNUALE
TATA	INDIGO 1.4 BI FUEL GPL	85CV S.W.	0,4317	1.942,82
TATA	VISTA 1.4 75CV	BI-FUEL (BENZ+GPL)	0,3729	1.678,20
TOYOTA	AYGO 1.0 VVT 68CV	BENZ+GPL	0,3565	1.604,32
TOYOTA	YARIS 1.0 69CV	BENZ+GPL	0,3801	1.710,27
VOLKSWAGEN	FOX 1.4 75CV	BIFUEL (B+GPL)	0,3981	1.791,32
VOLKSWAGEN	GOLF PLUS 1.6 102CV	BENZ+GPL	0,5089	2.290,14
VOLKSWAGEN	GOLF PLUS 1.6 102CV	BIFUEL	0,5254	2.364,50
VOLKSWAGEN	GOLF VI 1.6 102CV	BIFUEL	0,5117	2.302,66
VOLKSWAGEN	GOLF VI 1.6/16V 102CV	BENZ+GPL	0,5010	2.254,52
VOLKSWAGEN	POLO 1.4/80CV	BIFUEL B+GPL	0,4280	1.926,21
VOLKSWAGEN	POLO 1.6 82CV	BIFUEL	0,4453	2.004,07
VOLKSWAGEN	TOURAN 1.6 102CV	BIFUEL B+GPL	0,5241	2.358,34
BENZINA-METANO				
CITROEN	C3 1.4 73CV BI ENERGY	BENZ+METANO	0,4303	1.936,24
CITROEN	C4 GRAN PICASSO 1.8 125CV	BI ENERGY (BENZ+MET)	0,5566	2.504,76
DR	DR2 1.3 83CV	BI-FUEL (B+METANO)	0,3919	1.763,51
DR	DR5 1.6 109CV	BI-FUEL (B+M)	0,5102	2.296,00
DR	DR5 2.0 16V 110 CV	BIFUEL (BENZ-METANO)	0,5087	2.289,06
FIAT	500L LIVING 0.9 TWINAIR 85CV	BENZ+METANO	0,4438	1.997,13
FIAT	DOBLO 1.4 T-JET 120CV	NATURAL POWER B-M	0,4803	2.161,15
FIAT	DOBLÒ 1.6 16V 103CV	NATURAL POWER	0,4756	2.140,06
FIAT	FIORINO QUBO 1.4/8V 77CV	BENZ+METANO	0,4182	1.881,88
FIAT	GRANDE PUNTO 1.4 69CV	NATURAL POWER (BENZ+METANO)	0,4166	1.874,61
FIAT	GRANDE PUNTO 1.4 77CV EURO5	NATURAL POWER	0,4070	1.831,41
FIAT	GRANDE PUNTO 1.4/16V 77CV	NATURAL POWER	0,4070	1.831,41
FIAT	MULTIPLA 1.6/16V 103CV	NAT.POWER (B+MET.)	0,5269	2.370,90
FIAT	NUOVA PANDA 1.2/60CV	NATURAL POWER (B+MET.)	0,3793	1.706,64
FIAT	NUOVA PANDA 1.4 69CV	NATURAL POWER (BENZ+METANO)	0,3891	1.750,94
FIAT	NUOVA PANDA 1.4 77CV	BENZ+METANO	0,3872	1.742,48
FIAT	PANDA 0.9 TWIN-AIR 85CV	BENZ+METANO	0,3587	1.614,03
FIAT	PUNTO 1.2/60CV	NATURAL POWER 5 PORTE	0,3936	1.771,01
FIAT	PUNTO 2012 1.4 8V NATURAL POWER 77CV	BENZ+METANO	0,4082	1.836,85
FIAT	PUNTO EVO 1.4 69CV	NATURAL POWER B+MET	0,3945	1.775,38
FIAT	PUNTO EVO 1.4 77CV	BENZ+MET	0,4109	1.849,17
FIAT	PUNTO EVO 1.4 77CV	NATURAL POWER	0,4095	1.842,68
FIAT	QUBO 1.4 69CV	NATURAL POWER (BENZ+METANO)	0,4246	1.910,52
FIAT	QUBO 1.4 8V 77CV	EURO5	0,4179	1.880,53
FORD	C-MAX 2.0 145CV	BENZ+METANO	0,5381	2.421,40
FORD	FOCUS 2.0/16V 145CV	BENZINA+METANO	0,5116	2.302,02
FORD	FOCUS 2.0/16V 145CV	BERLINA BENZ+METANO	0,5034	2.265,19
FORD	FOCUS 2.0/16V 145CV	SW BENZ+METANO	0,5146	2.315,49
LANCIA	YPSILON 0.9 TAIR 80CV	BENZ+METANO	0,3905	1.757,16
MERCEDES	B 180 NGT 116CV	BENZ+METANO	0,5979	2.690,72
MERCEDES	E 200 NGT BI-POWER (B+MET)	BERLINA MOD.2006	0,7647	3.441,30
MERCEDES	E 200 NTG 1.8 163CV BLUEEFFICIENCY	MET+BENZ	0,7592	3.416,28
RENAULT	KANGOO 1.6/16V 82CV	BENZ./METANO	0,4776	2.149,32
SEAT	MII 1.0 ECOFUEL	68CV EURO5	0,3433	1.544,76
TATA	INDICA 1.4 85 CV	BENZINA E METANO	0,3927	1.767,04
TATA	INDIGO 1.4 85 CV S.W.	BENZINA E METANO	0,4274	1.923,51
TATA	VISTA 1.4 75CV	BENZ+METANO	0,3670	1.651,28
VOLKSWAGEN	PASSAT 1.4 TSI 150CV BERLINA	BENZ+METANO	0,5452	2.453,19
VOLKSWAGEN	PASSAT 1.4 TSI ECO-FUEL 150CV	BENZ+MET	0,5657	2.545,57
VOLKSWAGEN	PASSAT VARIANT 1.4 TSI 150CV S.W.	BENZ+METANO	0,5529	2.487,92
VOLKSWAGEN	PASSAT VARIANT 1.4 TSI ECO-FUEL 150CV	BENZ+MET	0,5754	2.589,49
VOLKSWAGEN	TOURAN 1.4 150CV ECOFUEL	(BENZ+METANO)	0,5216	2.347,00



MARCA	MODELLO	SERIE	COSTO CHILOMETRICO 15.000 KM	FRINGE BENEFIT ANNUALE
VOLKSWAGEN	TOURAN 1.4 150CV ECOFUEL	BENZ+METANO EURO5	0,5461	2.457,63
VOLKSWAGEN	TOURAN 2.0 110 CV	BENZINA E METANO	0,5598	2.519,13
VOLVO	V70 2.4/20V V5 140CV	BI-FUEL MET.S.W.MOD.2005	0,6946	3.125,86
METANO ESCLUSIVO				
OPEL	COMBO COMBI 1.6 97CV	C-CNG METANO	0,4155	1.869,71
OPEL	ZAFIRA 1.6 150CV ECOM TURBO	METANO	0,5530	2.488,68
OPEL	ZAFIRA 1.6 16V ECOM	150CV TURBO ONE	0,5279	2.375,35
OPEL	ZAFIRA 1.6 94CV ECOM	METANO	0,5082	2.287,09
OPEL	ZAFIRA TOURER 1.6 T ECOM	150CV	0,5476	2.464,40
SEAT	MII 1.0 68CV	METANO	0,3640	1.638,22
SKODA	CITIGO 1.0 68CV	METANO	0,3482	1.566,82
VOLKSWAGEN	CADDY 2.0 ECOFUEL 109CV	METANO EURO5	0,5178	2.330,25
VOLKSWAGEN	CADDY KOMBI 2.0 109CV	ECOFUEL METANO	0,4925	2.216,07
VOLKSWAGEN	TOURAN 1.4 ECOFUPELL	150CV METANO	0,5416	2.436,99
VOLKSWAGEN	TOURAN 2.0 109CV	ECOFUEL	0,5484	2.467,63
VOLKSWAGEN	UP 1.0 68CV	METANO	0,3760	1.692,18




FRINGE BENEFIT 2018
AUTOVEICOLI ELETTRICI, IBRIDI E IBRIDI PLUG-IN FUORI PRODUZIONE

MARCA	MODELLO	SERIE	COSTO CHILOMETRICO 15.000 KM	FRINGE BENEFIT ANNUALE
ELETTRICO				
FORD	FOCUS ELECTRIC	145CV	0,5141	2.313,34
RENAULT	FLUENCE	95CV	0,4187	1.884,19
TESLA	MODEL S 60 KWH	306 CV	0,8147	3.666,13
TESLA	MODEL S 70 D	332CV	0,9181	4.131,30
TESLA	MODEL S 75	320CV	0,8722	3.925,08
TESLA	MODEL S 85	378CV	0,9678	4.355,27
TESLA	MODEL S 85 D	422CV	1,0137	4.561,49
TESLA	MODEL S P85 D	762CV	1,2040	5.418,08
VOLKSWAGEN	E GOLF	116CV	0,5036	2.266,42
IBRIDO PLUG-IN BENZINA				
AUDI	A3 SPB 1.4 TFSI	E-TRON	0,5840	2.628,13
OPEL	AMPERA	E-REV 150 CV	0,6078	2.735,25
IBRIDO PLUG-IN GASOLIO				
VOLVO	V60 PLUG-IN HYBRID	215 CV	0,7216	3.247,00
IBRIDO BENZINA				
AUDI	A6 2.0 TFSI 245CV TIPTRONIC	HYBRID	0,8631	3.883,75
AUDI	A8 2.0 TFSI 245CV TIPTRONIC	HYBRID	1,0895	4.902,59
AUDI	Q5 2.0 TFSI 245CV	HYBRID QUATTRO TIPTRONIC	0,8584	3.862,73
BMW	3 ACTIVE HYBRID 3.0	340CV	0,9015	4.056,73
BMW	5 ACTIVE HYBRID 3.0	340CV	0,9506	4.277,59
BMW	7 ACTIVE HYBRID	4.4 465CV	1,5056	6.775,18
BMW	7 ACTIVE HYBRID 3.0	320CV	1,2395	5.577,80
BMW	X6 ACTIVE HYBRID	4.4 485CV	1,3751	6.188,14
CHEVROLET	VOLT 1.4	IBRIDA	0,5890	2.650,48
HONDA	CIVIC HYBRID 1.3	116CV	0,5429	2.442,83
HONDA	CR-Z 1.5 I-VTEC 124CV	IBRIDA	0,5310	2.389,54
HONDA	INSIGHT 1.3 98CV	IBRIDA	0,5196	2.338,24
HONDA	JAZZ 1.3 98CV	HYBRID	0,4665	2.099,20
INFINITI	M35H	3.5 364CV	1,0147	4.566,24
INFINITI	Q 50 3.5	364CV	0,9656	4.345,12
KIA	NIRO 1.6 GDI 140CV	HYBRID	0,5182	2.332,04
LEXUS	CT 200H	136CV	0,5738	2.582,03
LEXUS	CT 200H 99CV	IBRIDA	0,5645	2.540,46
LEXUS	GS 450H	BERLINA	1,0451	4.702,88
LEXUS	GS 450H 3.5	345CV	1,0386	4.673,69
LEXUS	IS 300H	223CV	0,7113	3.200,72
LEXUS	LS 600H 5.0	445CV	1,4688	6.609,62
LEXUS	RX 450H FWD 3.5	299CV	0,9273	4.172,90
LEXUS	RX 450H 249CV MOD.2009	IBRIDA	0,9078	4.085,03
LEXUS	RX 450H 3.5	299CV	0,9529	4.287,87
LEXUS	RX HYBRID 3.5	300CV	0,9218	4.147,90
MERCEDES	S 400 3.5 306CV	HYBRID	1,2322	5.544,84
MERCEDES	S 400 HYBRID	299CV	1,3259	5.966,64
PORSCHE	CAYENNE S HYBRID 3.0	380CV	1,1525	5.186,03
PORSCHE	PANAMERA 3.0 380CV	S HYBRID	1,4027	6.312,01
PORSCHE	PANAMERA S E-HYBRID 3.0	416CV	1,3976	6.289,20
TOYOTA	AURIS 1.8 HSD	IBRIDA	0,5281	2.376,66
TOYOTA	AURIS 1.8 HYBRID	MY2013	0,5211	2.344,99
TOYOTA	AURIS TS 1.8 HYBRID	136CV SW	0,5302	2.386,11
TOYOTA	PRIUS 1.8	136CV IBRIDA	0,5548	2.496,78
TOYOTA	YARIS 1.5 HSD	HYBRID	0,4344	1.954,91
VOLKSWAGEN	NUOVA TOUAREG 3.0 V6 TSI 333CV	HYBRID	1,0753	4.838,67
VOLKSWAGEN	TOUAREG 3.0 V6 TSI 380CV	HYBRID	1,0891	4.901,15




MARCA	MODELLO	SERIE	COSTO CHILOMETRICO 15.000 KM	FRINGE BENEFIT ANNUALE
IBRIDO GASOLIO				
DS	DS5 2.0 200CV	HYBRID4	0,5928	2.667,60
LAND ROVER	RANGE ROVER 3.0 SDV6 340CV	HYBRID	1,2213	5.495,73
LAND ROVER	RANGE ROVER SPORT 3.0 SDV6 340CV	HYBRID	0,9778	4.400,21
MERCEDES	E 300 BLUETEC 2.2 231CV	HYBRID	0,6879	3.095,55
PEUGEOT	3008 2.0 200CV	HYBRID4 90GR	0,5361	2.412,49
PEUGEOT	3008 HYBRID 4 85GR 2.0	200CV	0,5603	2.521,47
PEUGEOT	3008 HYBRID 4 2.0	200CV	0,5897	2.653,57
PEUGEOT	508 HYBRID4 2.0	200 CV	0,6115	2.751,69
PEUGEOT	508 RXH 2.0 HYBRID SW	200CV	0,6505	2.927,34




FRINGE BENEFIT 2018
MOTOVEICOLI


MARCA	MODELLO	SERIE	COSTO CHILOMETRICO 15.000 KM	FRINGE BENEFIT ANNUALE
CICLOMOTORI				
APRILIA	SCARABEO	50 4T	0,1750	787,39
APRILIA	SPORT CITY	50 4T	0,1663	748,44
KYMCO	LIKE 50	T4	0,1887	849,02
MALAGUTI	CIACK 50	MOD.2008	0,1706	767,84
PIAGGIO	APE	50CC	0,2323	1.045,55
PIAGGIO	LIBERTY	4T 50	0,1681	756,53
PIAGGIO	VESPA	ET4 50	0,1770	796,30
PIAGGIO	ZIP	50 4T	0,1545	695,22
SYM	SYMPHONY	50 4T	0,1494	672,16
YAMAHA	NEOS	50 4T	0,1614	726,42
MICROCAR				
AIXAM	A.721	400CC	0,3694	1.662,45
AIXAM	COUPÉ GTI	400	0,4811	2.165,17
CASALINI	M14 2.0	635CC	0,4963	2.233,36
CASALINI	YDEA	CLASSIC	0,3691	1.660,81
CHATENET	CH 22 00	500CC	0,3965	1.784,11
CHATENET	CH 26 ST	520CC	0,4932	2.219,36
GILERA	RUNNER 50	SP CAT.	0,1811	814,92
ITALCAR	T3	505CC	0,3658	1.646,19
LIGIER	JS50 BLUELINE	480CC	0,4583	2.062,57
LIGIER	X-TOO 2	BASE	0,3749	1.686,99
MALAGUTI	PHANTOM F12	50 CAT.	0,1629	733,03
META	POCKET	505CC	0,3836	1.726,03
PEUGEOT	LUDIX 50	ONE	0,1505	677,45
TOWNLIFE	GINEVRA	ND	0,4334	1.950,50
YAMAHA	NEO&ACUTES	50	0,1656	745,25
MOTOCICLI				
APRILIA	ATLANTIC	500 38CV	0,2646	1.190,55
APRILIA	PEGASO 650	48CV	0,3177	1.429,49
APRILIA	RSV 1000 R	FACTORY	0,4548	2.046,70
APRILIA	SCARABEO 100	4T	0,1770	796,59
APRILIA	SCARABEO 125	15CV	0,1625	731,35
APRILIA	SCARABEO 200 IE	19CV	0,1689	759,84
APRILIA	SL SHIVER 750	ABS	0,3369	1.516,02
APRILIA	SPORTCITY 250	22CV	0,1994	897,25
APRILIA	SPORTCITY 4T	200	0,1822	819,90
APRILIA	TUONO	1000 R	0,4166	1.874,85
BMW	F 800 GS	85CV	0,3435	1.545,96
BMW	F 800 R	87CV	0,2966	1.334,65
BMW	K 1200	GT 152CV	0,4911	2.209,84
BMW	K 1600 GTL	118KW	0,5793	2.607,07
BMW	R 1200	S	0,4045	1.820,42
BMW	R 1200 GS 125CV	ADVENTURE	0,4470	2.011,38
BMW	R 1200 R	ABS	0,3748	1.686,80
BMW	S 1000 XR	ABS	0,4121	1.854,63
BUELL	FIREBOLT	XB12R	0,3832	1.724,49
DERBI	CROSS CYTY	125	0,2043	919,47
DUCATI	696	MONSTER	0,2994	1.347,43
DUCATI	1098 S	160CV	0,5206	2.342,67
DUCATI	GT	1000	0,3588	1.614,69
DUCATI	HYPERMOTARD 939	DUCATI RED	0,3471	1.562,04
DUCATI	MULTISTRADA 1200	150CV	0,3937	1.771,56



MARCA	MODELLO	SERIE	COSTO CHILOMETRICO 15.000 KM	FRINGE BENEFIT ANNUALE
DUCATI	SCRAMBLER	800 CC	0,3136	1.411,18
GILERA	FORZA 500 LT	38CV	0,2556	1.150,03
GILERA	GP	800	0,3335	1.500,54
GILERA	NEXUS	500	0,2541	1.143,36
GUZZI	BREVA	1100	0,4037	1.816,70
GUZZI	CALIFORNIA 1400 96CV	CUSTOM	0,4502	2.025,80
GUZZI	NEVADA 750	MOD.2006	0,2737	1.231,70
GUZZI	NORGE	1200	0,4350	1.957,53
GUZZI	STELVIO	1200	0,4093	1.841,77
HARLEY-DAVIDSON	DYNA FAT BOB 1.7	80CV	0,4314	1.941,42
HARLEY-DAVIDSON	SPORTSTER XL 1200C	CUSTOM 70CV	0,3435	1.545,84
HONDA	AFRICA TWIN	CFR 1000	0,3622	1.630,08
HONDA	CB 1000 R	92KW	0,3717	1.672,71
HONDA	CB 500F	48CV	0,2256	1.015,24
HONDA	CB600F	HORNET	0,2981	1.341,49
HONDA	CBR 1000 RR	178CV	0,4077	1.834,85
HONDA	CBR 650F	87CV	0,2825	1.271,15
HONDA	CROSSRUNNER	800 CC	0,3633	1.635,00
HONDA	FORZA 300	26CV	0,2383	1.072,26
HONDA	GOLD WING	1800	0,6659	2.996,75
HONDA	HORNET 600	MOD.2009	0,3123	1.405,28
HONDA	INTEGRA 750 DCT	55CV	0,2725	1.226,33
HONDA	NC 750 X	55CV	0,2496	1.123,03
HONDA	PANTHEON	125	0,1721	774,28
HONDA	PANTHEON	150	0,1800	809,91
HONDA	PANTHEON	125 CAT.	0,1846	830,74
HONDA	PCX 150	13CV	0,1539	692,74
HONDA	SH	300	0,2104	946,83
HONDA	SH 125 I	ANNO 2009	0,1617	727,53
HONDA	SH 150	MOD.2007	0,1690	760,72
HONDA	SILVER WING	400	0,2390	1.075,58
HONDA	SILVER WING 600	MOD.2003	0,2845	1.280,40
HONDA	SW	T400	0,2393	1.076,77
HONDA	VFR	800	0,3710	1.669,41
HONDA	X-ADV 750	55CV ABS	0,3097	1.393,72
HONDA	XL 700 TRANSALP	680CC	0,3036	1.366,23
KAWASAKI	ER-6N	650	0,2519	1.133,66
KAWASAKI	KX	125	0,2426	1.091,51
KAWASAKI	KX	250	0,2589	1.164,83
KAWASAKI	NINJA 250R	EURO3	0,2180	980,92
KAWASAKI	VERSYS 650	69 CV	0,2877	1.294,59
KAWASAKI	Z	1000	0,3482	1.566,73
KAWASAKI	Z 1000 SX 142CV	ABS	0,3857	1.735,48
KAWASAKI	Z 800	113 CV	0,3176	1.429,41
KAWASAKI	Z750	106CV	0,3269	1.471,21
KTM	990	SUPERDUKE	0,4328	1.947,80
KTM	690 DUKE	NAKED	0,2732	1.229,24
KTM	DUKE 125	ABS	0,1874	843,49
KYMCO	AGILITY 125	R 16	0,1520	683,82
KYMCO	AGILITY 150	R 16	0,1549	696,95
KYMCO	AGILITY 200I	R16	0,1486	668,59
KYMCO	DOWNTOWN 300I	ABS	0,2124	955,97
KYMCO	DOWNTOWN 350I	ABS	0,2072	932,48



MARCA	MODELLO	SERIE	COSTO CHILOMETRICO 15.000 KM	FRINGE BENEFIT ANNUALE
KYMCO	PEOPLE 125	9,3CV	0,1732	779,47
KYMCO	PEOPLE 125I	ONE	0,1424	640,88
KYMCO	PEOPLE 300 GTI	ABS	0,2001	900,36
KYMCO	PEOPLE S	200	0,1761	792,64
KYMCO	XCITING	300I	0,1956	880,06
KYMCO	X-TOWN 300I	25CV ABS	0,2045	920,35
MALAGUTI	MADISON 3	125	0,1903	856,39
MALAGUTI	SPIDER MAX	GT 500	0,2719	1.223,73
MOTO MORINI	MOTO MORINI 11 E MEZZO	117CV	0,3773	1.697,92
MV AUGUSTA	BRUTALE	800	0,3454	1.554,47
MV AUGUSTA	BRUTALE 800	110CV	0,3794	1.707,46
MV AUGUSTA	RIVALE 125CV	800	0,3954	1.779,37
PEUGEOT	METROPOLIS 400	37CV	0,2386	1.073,69
PEUGEOT	SATELIS	125 4V	0,1941	873,23
PEUGEOT	TWEET EVO 125	PROFESSIONAL	0,1527	687,33
PIAGGIO	BEVERLY	250	0,1905	857,16
PIAGGIO	BEVERLY	300 IE	0,1884	847,64
PIAGGIO	BEVERLY - 125 IE	15CV	0,1883	847,43
PIAGGIO	BEVERLY 350 IE	SPORT TOURING	0,2115	951,65
PIAGGIO	LIBERTY	150	0,1551	697,95
PIAGGIO	LIBERTY 125	MOD.2007	0,1627	731,97
PIAGGIO	MEDLEY 125	ABS	0,1498	674,29
PIAGGIO	MP3	250	0,2318	1.043,19
PIAGGIO	MP3	400	0,2399	1.079,58
PIAGGIO	MP3 300	HYBRID	0,2241	1.008,65
PIAGGIO	MP3 500	40CV	0,3000	1.349,87
PIAGGIO	VESPA	125 LX 4T	0,1749	787,24
PIAGGIO	VESPA	150 LX 4T	0,1750	787,29
PIAGGIO	VESPA	GTS 250 I.E.	0,1990	895,57
PIAGGIO	VESPA 125	PRIMAVERA	0,1831	823,98
PIAGGIO	VESPA GTS 300	I.E.	0,2044	919,95
PIAGGIO	VESPA PX 125	CAT.	0,1610	724,32
PIAGGIO	VESPA PX 150	CAT.	0,1662	748,03
PIAGGIO	X7	125	0,1779	800,52
PIAGGIO	X7	250	0,1888	849,53
POLARIS	SPORTSMAN	800	0,4703	2.116,14
RENAULT	TWIZY LIFE 45	ELETTRICO	0,2492	1.121,32
RENAULT	TWIZY LIFE FLEX 80	ELETTRICO	0,2623	1.180,39
SUZUKI	BURGMAN 200 18CV	ABS	0,2080	936,09
SUZUKI	BURGMAN 250	MOD.2004	0,2236	1.005,98
SUZUKI	BURGMAN 400	MOD.2006	0,2382	1.071,73
SUZUKI	BURGMAN 650	MOD.2007	0,3381	1.521,50
SUZUKI	GSR 600	98CV	0,3038	1.366,89
SUZUKI	GSX-R 1000	185CV	0,4179	1.880,37
SUZUKI	GSX-R 600	125CV	0,3393	1.526,89
SUZUKI	SIXTEEN	150	0,1975	888,61
SUZUKI	SV 650	MOD.2007	0,3083	1.387,43
SUZUKI	VL 800	39KW	0,3215	1.446,70
SUZUKI	V-STROM 1000 100CV	ABS	0,3622	1.629,73
SUZUKI	V-STROM DL	650	0,2978	1.340,15
SYM	HD 200 F.I.	171CC	0,1704	766,67
SYM	JOYMAX 300I 29CV	ABS	0,2174	978,11
TRIUMPH	BONNEVILLE	865CC	0,3106	1.397,87



MARCA	MODELLO	SERIE	COSTO CHILOMETRICO 15.000 KM	FRINGE BENEFIT ANNUALE
TRIUMPH	STREET TWIN	900	0,2819	1.268,51
TRIUMPH	TIGER	XR 800	0,3168	1.425,38
VYRUS	VYRUS 984	C3 2V	0,6665	2.999,41
YAMAHA	FJR 1300	MOD.2006	0,4603	2.071,42
YAMAHA	FZ	1	0,3484	1.568,01
YAMAHA	FZ6 S2	600CC	0,3157	1.420,76
YAMAHA	MAJESTY 125	MOD.2006	0,1728	777,70
YAMAHA	MAJESTY 400	MOD.2006	0,2503	1.126,53
YAMAHA	MIDNIGHT STAR	1900CC	0,4492	2.021,52
YAMAHA	MT	3	0,3347	1.506,00
YAMAHA	MT-07	700 CC	0,2516	1.132,24
YAMAHA	MT-09 TRACER	850 CC	0,3035	1.365,53
YAMAHA	T MAX	500	0,3007	1.352,95
YAMAHA	TDM 850	60KW	0,3152	1.418,51
YAMAHA	TDM 900	MOD.2004	0,3464	1.558,65
YAMAHA	TRACER 900	115 CV	0,3298	1.483,96
YAMAHA	X CITY	250	0,1966	884,86
YAMAHA	X MAX	125	0,1969	885,89
YAMAHA	X MAX	250	0,1990	895,59
YAMAHA	XENTER	150	0,1653	743,82
YAMAHA	XJ6	600CC	0,2669	1.201,13
YAMAHA	XJR 1300	MOD.2006	0,3880	1.745,96
YAMAHA	XMAX	400 CC	0,2048	921,49
YAMAHA	XMAX 300	EURO 4	0,2285	1.028,44
YAMAHA	XSR 700	ABS	0,2781	1.251,55
YAMAHA	XT 1200 ZE 112CV	SUPER TENERE	0,4365	1.964,08
YAMAHA	YBR 250	21CV	0,2138	962,19

17A08584

ADELE VERDE, *redattore*DELIA CHIARA, *vice redattore*

(WI-GU-2017-SON-044) Roma, 2017 - Istituto Poligrafico e Zecca dello Stato S.p.A.

